



**M-101-06R**


S/N S3143-44, 3164, 3265-66,  
3307, 3316, 3324, 3340 thru 3985  
w/ S2X Control

**Black-Topper®  
CENTENNIAL**


Supercedes M-101-03R5 and M-101-06

Updated April 7, 2021

# Asphalt Distributor



**Repair Parts**



E. D. ETNYRE & CO. 1333 S. Daysville Road, Oregon, Illinois 61061

Phone: 815/732-2116 or 800/995-2116 • Fax: 800-521-1107 • [www.etnyre.com](http://www.etnyre.com)

## M-101-06R

Updated April 7, 2021

### **Black-Topper CENTENNIAL ASPHALT DISTRIBUTOR PARTS MANUAL**

**S/N S3143-44, 3164, 3265-66, 3307, 3316, 3324, 3340 thru 3985  
w/ S2X Control**

#### **HOW TO ORDER PARTS**

To assure prompt delivery when ordering parts, please furnish the following information: **1)** Complete name and address of consignee. **2)** Method of shipment preferred. **3)** Is shipment to be prepaid or collect? **4)** Serial numbers of units to which parts apply. **5)** Complete part numbers and descriptions. **6)** Any special instructions.

***Specify unit serial number when ordering parts!***

#### **WARRANTY**

E. D. Etnyre & Co. warrants to the original Purchaser, its new product to be free from defects in material and workmanship for a period of twelve (12) months after date of delivery to original Purchaser. The obligation of the Company is limited to repairing or replacing any defective part returned to the Company and will not be responsible for consequential damages or any further loss by reason of such defect.

**The company excludes all implied warranties of merchantability and fitness for a particular purpose. There are no warranties, express or implied, which extend beyond the description of the goods contained in this contract.**

This warranty does not obligate the Company to bear the cost of machine transportation in connection with the replacement or repair of defective parts, nor does it guarantee repair or replacement of any parts on which unauthorized repairs or alterations have been made or for components not manufactured by the Company except to the extent of the warranty given by the original Manufacturer.

This warranty does not apply to:

- (1) Normal start-up services, normal maintenance services or adjustments usually performed by the selling dealer, factory service representative or customer personnel.
- (2) Any product manufactured by E. D. Etnyre & Co. purchased or subjected to rental use.
- (3) Any product or part thereof which shows improper operation, improper maintenance, abuse, neglect, damage or modification after shipment from factory.
- (4) Any product or part thereof damaged or lost in shipment. Inspection for damage should be made before acceptance or signing any delivery documents releasing responsibility of the delivering carrier.

This warranty and foregoing obligations are in lieu of all other obligations and liabilities including negligence and all warranties of merchantability or otherwise, express or implied in fact or by law.



E. D. ETNYRE & CO., Oregon, Illinois 61061-9778

1333 South Daysville Road Phone: 800-995-2116 Fax: 800-521-1107

www.etnyre.com

sales@etnyre.com

**This manual** covers standard features and options. If your unit incorporates custom features, some of the information contained in this manual may not apply. If you have any questions regarding this manual or your unit, contact your dealer or the E. D. Etnyre Service Department at 1-800-995-2116

# Table Of Contents

<p>HOW TO ORDER PARTS ..... 1</p> <p>WARRANTY ..... 1</p> <p><b>GENERAL</b></p> <p>Reporting Safety Defects..... 4</p> <p>General Identification..... 5</p> <p><b>DECALS &amp; ID</b></p> <p>Warning &amp; Instruction Plates ..... 6</p> <p><b>CONTROLS</b></p> <p>Control Panel &amp; Stand - Gang Bar Controls ..... 7</p> <p>Control Panel &amp; Stand - 1' Spray Bar Controls..... 8</p> <p>Control Panel Assembly - Rear ..... 9</p> <p>Radar Speed Sensor Installation..... 10</p> <p><b>CIRCULATION SYSTEM</b></p> <p>4 Way Valve Asm And Controls ..... 11</p> <p>Suction Valve Assemblies..... 12</p> <p>Rear Suction Valve - Manual ..... 13</p> <p>Small Strainer Box and Components, Piping, Etc. .... 14</p> <p>4" Inlet Strainer Box and Components, Piping, Etc. .... 16</p> <p>Suckback System..... 18</p> <p>Suckback System-4" Lines..... 19</p> <p>Asphalt Pump Assembly..... 20</p> <p>Asphalt Pump Assembly - Heated..... 21</p> <p><b>HYDROSTATIC SYSTEM</b></p> <p>Hydraulic Pump Drive - Crankshaft Driven - 42 Series ... 22</p> <p>Hydraulic Pump Drive - Crankshaft Driven - 90 Series ... 23</p> <p>Hydrostatic Drive System - PTO Driven - 42 Series..... 24</p> <p>Hydrostatic Drive System - PTO Driven - 90 Series..... 26</p> <p>Drive Line - PTO To Hydraulic Pump - 42 Series ..... 28</p> <p>Drive Line - PTO To Hydraulic Pump - GMC Trucks ..... 29</p> <p>Planetary Gearbox - Asphalt Pump ..... 30</p> <p><b>SPRAY SYSTEM</b></p> <p>Spray Bar Feed Lines..... 31</p> <p>Spray Bar Assembly - Gang On/Off..... 32</p> <p>Spray Bar Assembly - 1' Increments ..... 34</p> <p>Spray Bar Assembly - Multiple Folding Wings..... 36</p> <p>Spray Bar Assembly - 5 x 3 Big Bar- 1' Increments..... 38</p> <p>Spray Bar Assembly - 5 x 3 Big Bar - Multiple Folding Wings .. 40</p> <p>Spray Bar Nozzle Chart..... 42</p> <p>Spray Bar Wing Raise ..... 43</p> <p>Bar Latch - Manual ..... 45</p> <p>Bar Latch - Air Operated ..... 46</p> <p>Wing Latch..... 47</p> <p>Handspray ..... 48</p> <p>Fuel Tank Assembly And Self Flushing Line..... 49</p> <p>Power Washdown And Self Flushing System..... 50</p> <p>Spraybar Bumper Guard ..... 51</p> <p>ENVIRO FLUSH Recirculating Flushing System - (Optional)... 52</p>	<p><b>HYDRAULIC</b></p> <p>4 Station Hydraulic Manifold w/External Relief Valves .... 54</p> <p>Solenoid Valves For Multifold Spraybars..... 55</p> <p>4 Station Manifold Assembly ..... 56</p> <p>Schematic 6602356 - 4 Station Manifold Block..... 57</p> <p>6 Station Manifold Assembly ..... 58</p> <p>Schematic 6603033 - 6 Station Manifold Block..... 59</p> <p><b>AIR SYSTEM</b></p> <p>Air Supply - 1' Increments ..... 60</p> <p>Air Supply - Gang On / Off..... 62</p> <p><b>BURNER SYSTEM</b></p> <p>Fuel Oil Burner Installation ..... 63</p> <p>Relay and Fuse - Fuel Oil Burner ..... 64</p> <p>LPG Burners..... 65</p> <p>LPG Burners With Outfire..... 66</p> <p>LPG Tank..... 67</p> <p>Thermocontrol - 12 Volt Etnyre LPG Burners ..... 68</p> <p>LPG Portable Burner - Tank System ..... 70</p> <p>Portable Burner - Vapor Propane ..... 71</p> <p>Portable Generating Burner..... 72</p> <p><b>TANK</b></p> <p>Exhaust Stack Assemblies ..... 73</p> <p>Manhole And Spillbox Assembly..... 74</p> <p>Ladder Assembly ..... 75</p> <p>Tank Gauge Assembly..... 76</p> <p>Sample Valve • Thermometer • Temperature Probe..... 77</p> <p><b>ACCESSORIES</b></p> <p>Rear Fender Assemblies ..... 78</p> <p>Toolbox Assemblies-Diamond Plate ..... 79</p> <p>Toolbox Assemblies - Smooth Plate ..... 80</p> <p>Tool Soak &amp; Section Box Assemblies ..... 81</p> <p>Tank Mounting ..... 82</p> <p>Pintle Hook ..... 83</p> <p>Miscellaneous Attachments And Tools ..... 84</p> <p>Front Fill Line..... 85</p> <p>Rear Bumper Assemblies ..... 86</p> <p>Identification And Clearance Lights ..... 88</p> <p><b>ELECTRICAL</b></p> <p>Wiring Diagram - Lighting ..... 89</p> <p>Wiring Diagram - Basic Distributor ..... 90</p> <p>Wiring Schematic - Radar And Pump Tach ..... 91</p> <p>Wiring Schematic - Fuel Oil Burners ..... 92</p> <p>Wiring Schematic - Fuel Oil Burners - W/Thermostat and Brake Interlock..... 93</p> <p>Wiring Schematic - S2X- 1' Cont-17'- Control Box..... 94</p> <p>Wiring Schematic - S2X- 1' Cont-17'- Rear Box..... 96</p> <p>Wiring Schematic - S2X- 1' Cont-16'- Control Box..... 98</p> <p>Wiring Schematic - S2X- 1' Cont-16'- Rear Box..... 100</p> <p>Wiring Schematic - S2X- Gang Bar- Control Box..... 102</p> <p>Wiring Schematic - S2X- Gang Bar- Rear Box..... 104</p> <p><b>INDEX</b>..... 106</p>
--	--

## Reporting Safety Defects

If you believe that your vehicle has a defect which could cause a crash, injury, or death, you should immediately inform the National Highway Traffic Safety Administration (NHTSA) in addition to notifying E.D. Etnyre & Co.

If NHTSA receives similar complaints, it may open an investigation. If it finds a safety defect exists in a group of vehicles, it may order a recall and remedy campaign. However, NHTSA cannot become involved in individual problems between you, your dealer, or E.D. Etnyre & Co.

To contact NHTSA, you may call the Auto Safety Hotline toll-free at 1-800-424-9393 (or 366-0123 in the Washington, D.C. area). Or, you may write to: U.S. Department of Transportation, Washington, D.C. 20696. You may also obtain other information about motor vehicle safety from the Auto Safety Hotline.

E.D. Etnyre & Co., Oregon, Illinois 61061, Phone Area Code 815/732-2116, Cable Address "EDECO". CALIFORNIA



### WARNING

#### Fluoroelastomer handling

Some "O" rings and seals used in this vehicle are made from fluoroelastomers. When used under design conditions, fluoroelastomers do not require special handling. However, when fluoroelastomers are heated to temperatures beyond their design temperature (around 600 degrees Fahrenheit), decomposition may occur with the formation of hydrofluoric acid. Hydrofluoric acid can be extremely corrosive to human tissue if not handled properly.

A degraded seal may appear as a charred or black sticky mass. Do not touch either the seal or the surrounding equipment without wearing neoprene or PVC gloves if degradation is suspected. Wash parts and equipment with 10% lime water (calcium hydroxide solution) to neutralize any hydrofluoric acid.

If contact with the skin occurs, wash the affected areas immediately with water. Then rub a 2.5 calcium gluconate gel into the skin until there is no further irritation, while seeking prompt medical attention.

Note to physicians: For advice or treatment of HF Burns, call the DuPont Medical Emergency Number 1-800-441-3637.



### CAUTION

Before breaking the seal on all hydraulic fittings, fill caps, etc. be sure to clean around the connection. Failure to do so may cause contaminants to enter the hydraulic system causing damage to pumps, motors, etc.



**WARNING:** This product can expose you to chemicals including Lead, which is known to the State of California to cause cancer, birth defects or other reproductive harm. For more information, go to: [www.P65Warnings.ca.gov](http://www.P65Warnings.ca.gov)

6322159

Please note this warning and remember -

Always start and operate the engine in a well-ventilated area;

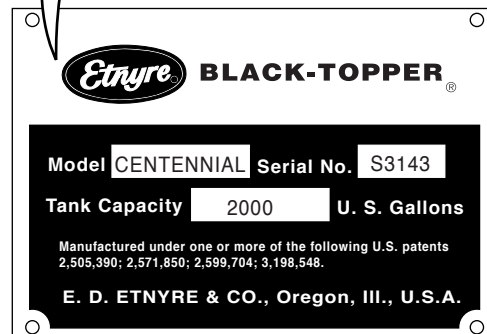

If in an enclosed area, vent the exhaust to the outside;

Do not modify or tamper with the exhaust system.

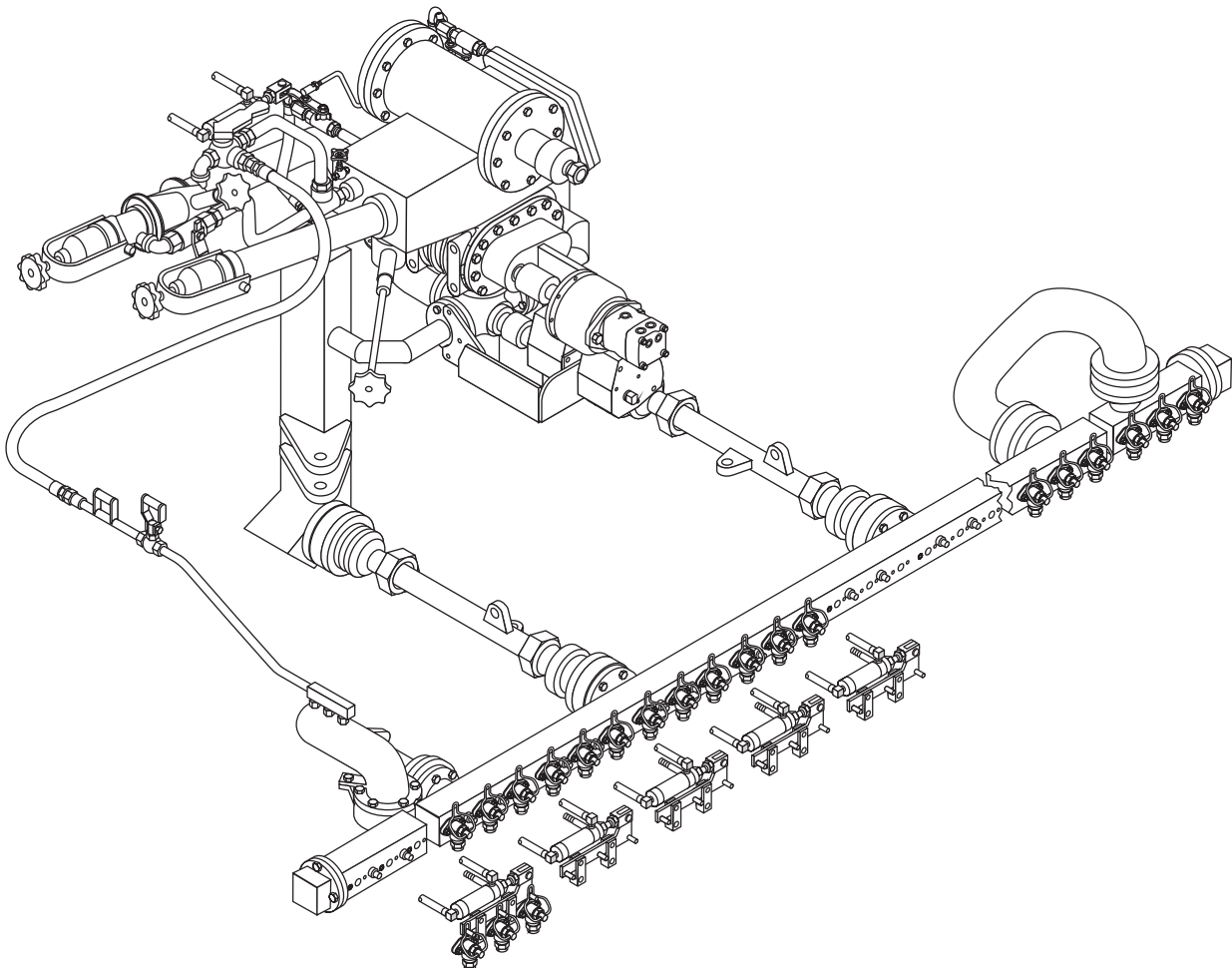
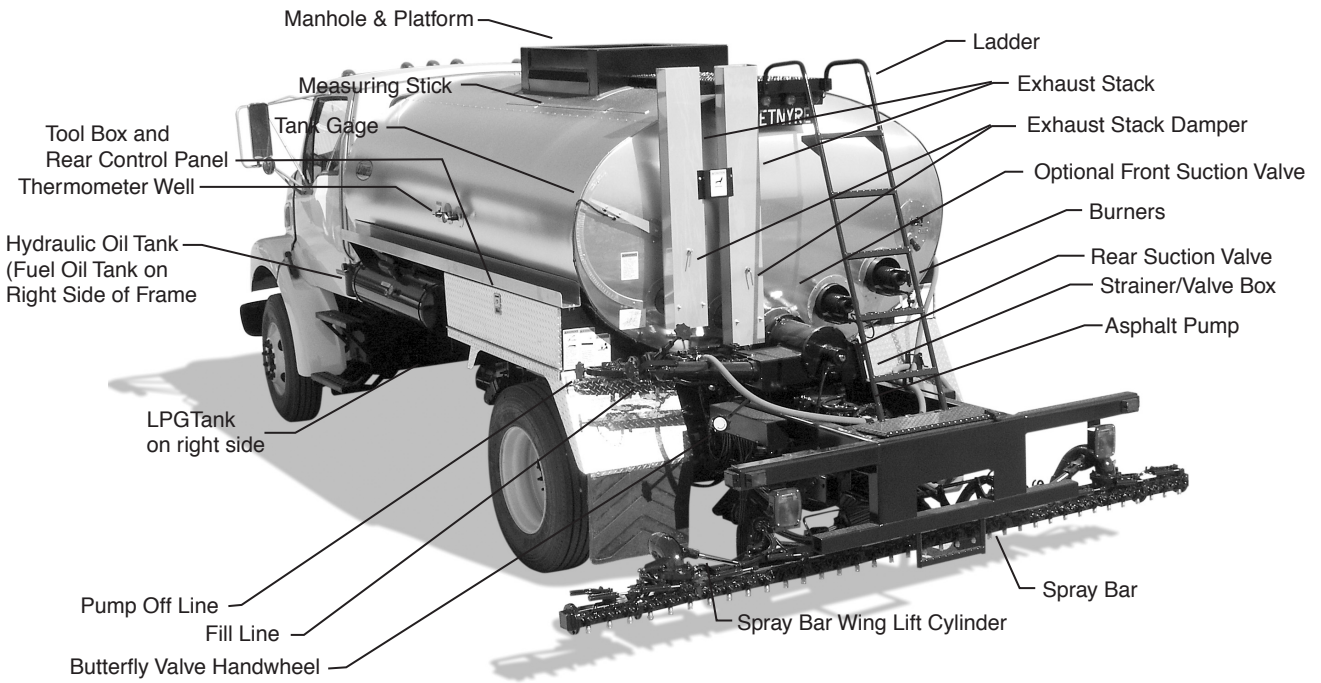
#### Serial Number Plate Location

The Serial Number Plate is a brass plate located on the left side of the vehicle toolbox. Generally, the serial number has a letter prefix followed by four numbers.

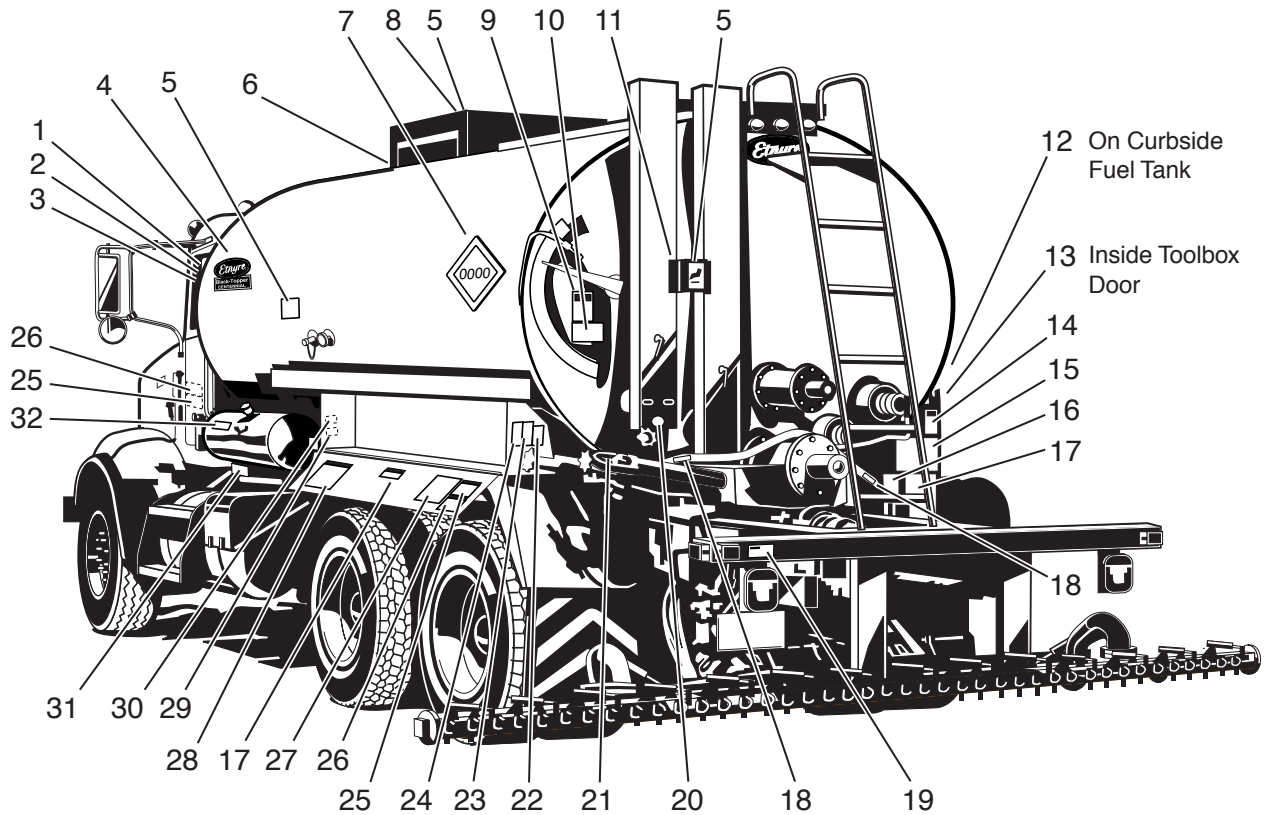
The unit serial number is also stamped on the left front tank mounting leg.



### General Identification



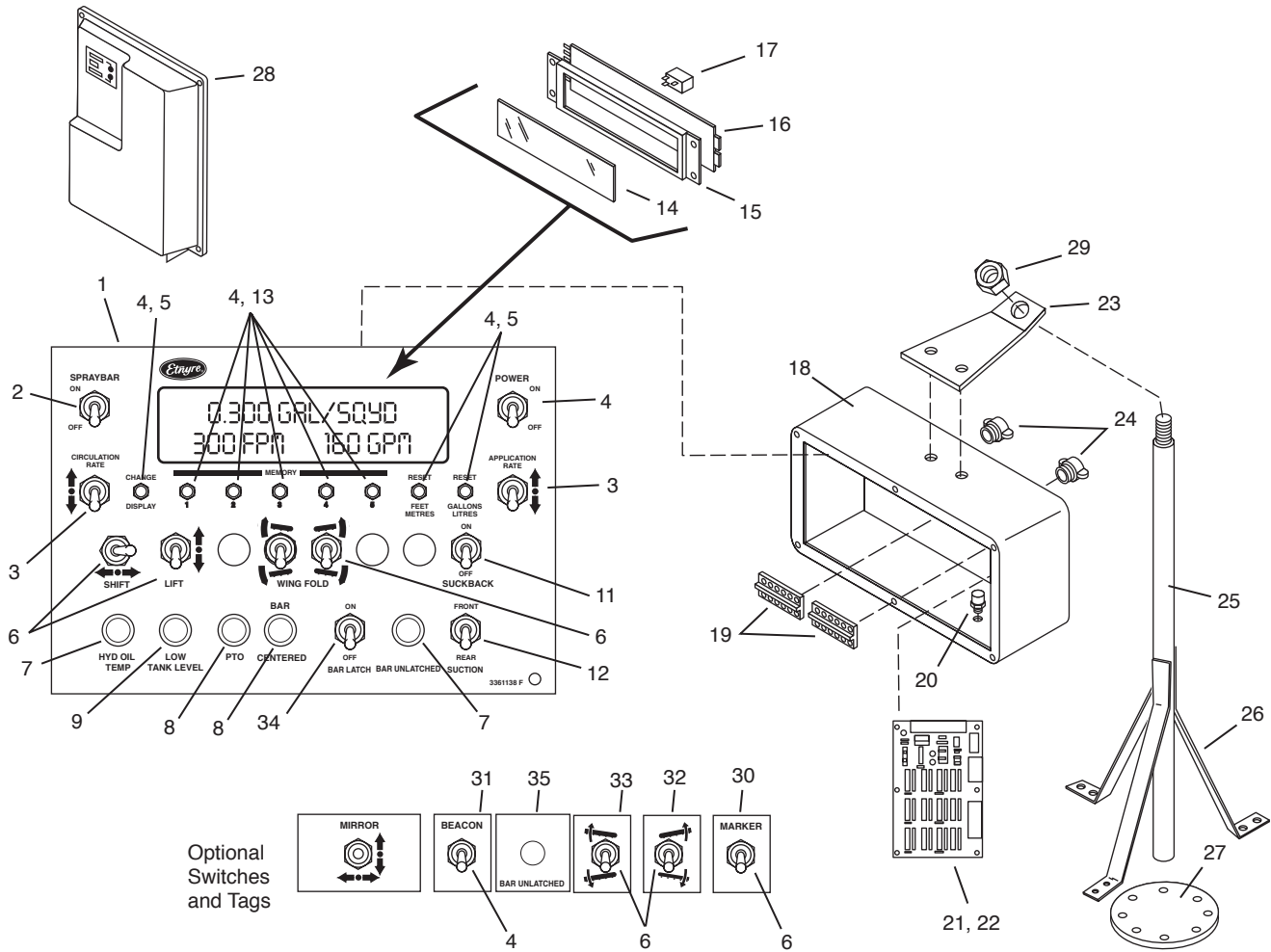
### Warning & Instruction Plates



- For operator safety and possible liability protection, all Safety and Instruction Plates should remain in place and be legible
- Should a plate be removed, lost, or become illegible, reorder and replace immediately
- If plates become difficult to read because of material coating the surface, clean with solvent

REF	PART NO.	QTY	DESCRIPTION	REF	PART NO.	QTY	DESCRIPTION
1	6320807*	1	Decal-Warn, Master Power	18	6320806*	2	Decal-Warn, 3/4" Handspray Hose
2	6320808*	1	Decal-Warn, Electrical Equipment		6320785*	2	Decal-Warn, 1" Handspray Hose
3	3390709	1	Decal-Wiring Terminal (Cab Panel)	19	6320804*	1	Decal-Warning, No Riders
4	3390696	2	Decal, Blacktopper Centennial	20	6320803*	1	Decal-Gate Valve
5	6320797*	3	Plate- Caution, Hot Surface	21	6320801*	1	Decal-Gate Valve Close
6	3390645	1	Label-Measuring Stick, 1 Flue	22	6320795*	1	Decal- Warning, Fill Line Cap
	3390656	1	Label-Measuring Stick, 2 Flues	23	6320789*	1	Decal- Warning, Asphalt Grades
7	6320272	AR	Placard System (Optional)	24	3390636	1	Decal- Warning, Flues Covered
8	6320794*	2	Plate- Warning, Manhole	25	6320796*	2	Decal- Warning, Before Starting
9	6320790*	1	Decal-Warning, GVWR	26	6320793*	2	Plate- Warning, Manuals
10	6320791*	1	Decal-Handspray Operation	27	6320788*	1	Decal-Lubrication Chart
11	3390592	1	Bracket- Mtg, Decal, Hot Surface	28	6320798*	1	Decal- Warning, Safety, General
12	6320800*	1	Decal-Diesel Fuel Only	29	6320805*	1	Decal- All American
13	6320809*	1	Decal-Instr, Air Oiler	30	3390655	1	Plate- Name, Distributor S/N, Brass
14	6320784*	1	Decal-Warning, Personal Protection	31	2790530	1	Plate-Name, Spec, 178.345
15	6320802*	1	Decal-Warning, Handspray Hose	32	6320786*	1	Plate-Instr, Hydraulic Oil
16	6320799*	1	Plate- Warning, Burner, General				* Included in 6320782 Decal Kit
17	6320787*	AR	Decal- Directions, LPG Burner				
	6320792	AR	Decal- Directions, Fuel Oil Burners				AR = As Required

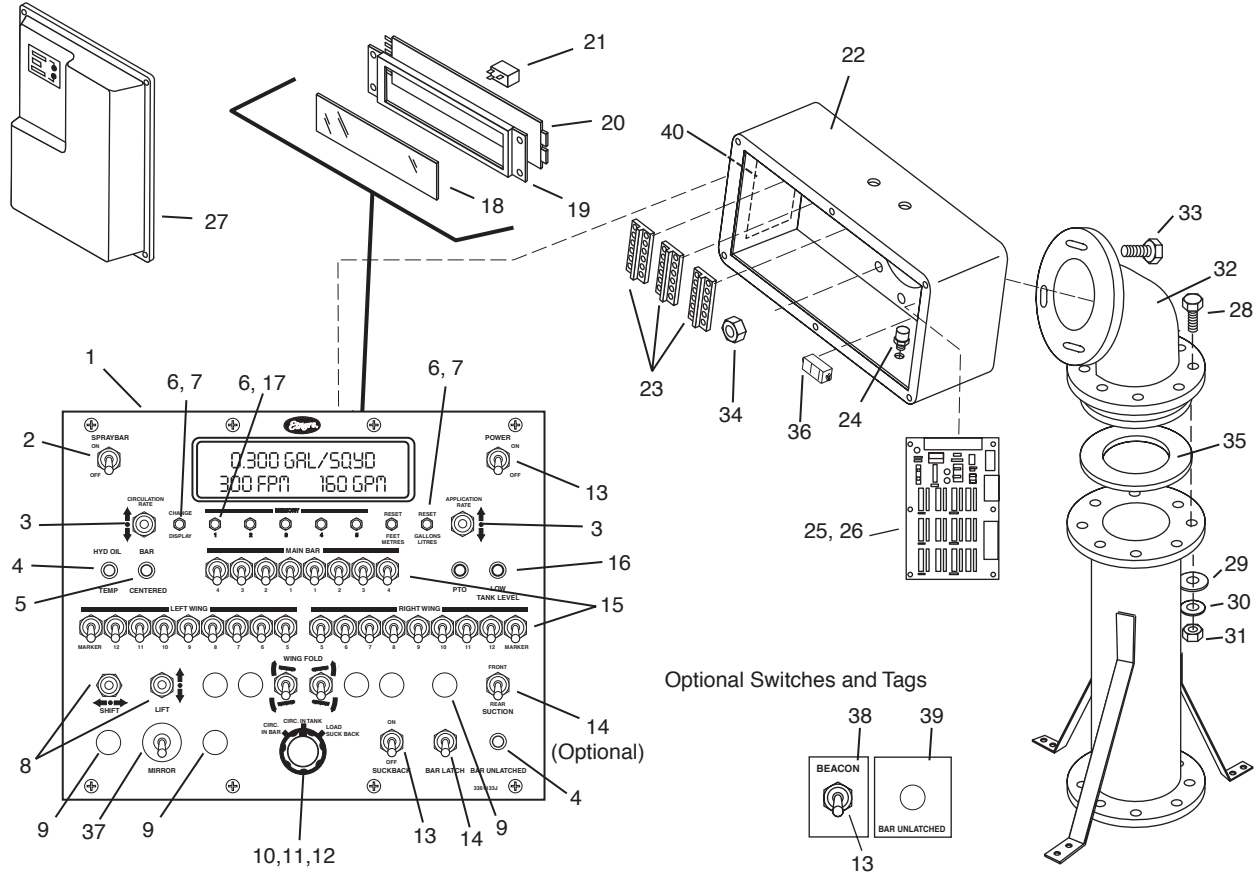
## Control Panel & Stand - Gang Bar Controls with S2X Computerized Application Rate Control



REF	PART NO.	QTY	DESCRIPTION	REF	PART NO.	QTY	DESCRIPTION
1	3361138	1	Faceplate(Lights & Switches NOT Incl)	20	6702094	1	Circuit Breaker-15 AMP
	7520017	1	Standard Box Complete (Specify Serial No. for panels with other Options)	21	6702192	1	Interface Board
2	6701975	1	Switch-Toggle, DPST	22	6701980	4	Spacer
3	6700161	2	Switch-Toggle, SPDT, MOM	23	3361038	1	Mounting Bracket
4	6702198	8	Pushbutton Switch, SPDT, ON-MOM	24	6700015	2	Romex Connector
5	6702196	3	Red Cap	25	3361224	1	Pipe Asm
6	6701897	4	Switch-Toggle, DPDT, 3 Pos, MOM	26	3321031	3	Mounting Leg
7	6702075	2	Red Light - 12V	27	3361221	1	Mounting Disc
8	6702077	1	Green Light	28	6703077	1	Controller
9	6702076	1	Amber Light	29	0124589	2	Nut-Hex, 0.62NC
10	6702199	AR	Button Plug, 0.50	30	3361112	1	Tag-Marker
11	6700255	1	Switch-Toggle, 20 AMP, SPST, Maint	31	3361108	1	Tag-Beacon
12	3160005	1	Switch-Toggle, SPDT	32	3361111	1	Tag-Right Wing Fold
13	6702197	5	White Cap	33	3361110	1	Tag-Left Wing Fold
14	3361148	1	Window	34	3160005	1	Switch-Toggle, SPST, 2 Pos, Maint
15	6703494	1	Display-LCD	35	3361334	1	Tag-Bar Unlatched
16	6702194	1	Driver Board	36	6320802	1	Decal - Standard Settings
17	6702195	1	Inverter				
18	3370248	1	Enclosure				AR = As Required
19	6702072	2	Terminal Strip				



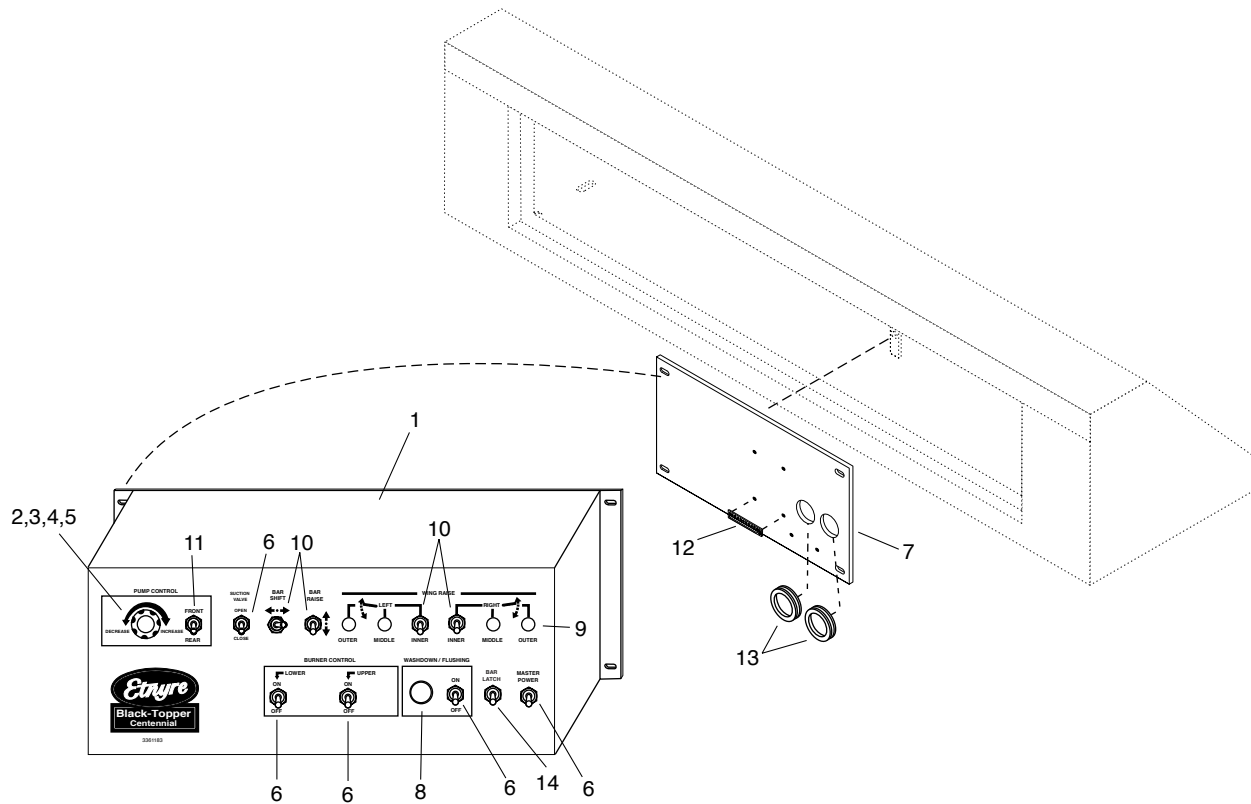
## Control Panel & Stand - 1' Spray Bar Controls with S2X Computerized Application Rate Control



REF	PART NO.	QTY	DESCRIPTION	REF	PART NO.	QTY	DESCRIPTION
1	3361133	1	Face Plate	22	3370249	1	Control Panel Enclosure
	7520019	1	Standard Box Complete (Specify Serial No. for panels with other Options)	23	6702072	3	Terminal Strip
2	6701975	1	Switch-Toggle,DPST	24	6702094	1	Circuit Breaker-15 AMP
3	6700161	2	Switch-Toggle,SPDT,Mom	25	6702192	1	Interface Board
4	6702075	2	Light-Red,12V	26	6701980	4	Spacer
5	6702077	1	Light-Green	27	6703077	1	Controller
6	6702198	8	Switch-Push Button,SPDT,Mom	28	0120233	8	Screw, 0.38NC x 1.00
7	6702196	3	Cap-Red	29	0120388	8	Flat Washer, 0.38
8	6701897	4	Switch-Toggle,DPDT,3 Pos,Mom	30	0120382	8	Lock Washer, 0.38
9	6702199	AR	Button Plug	31	0120377	8	Nut, 0.38NC
10	6702188	1	Switch-Rotary,4 Pole,10 Pos	32	3321456	1	Elbow Asm - Center Stand
11	6701907	1	Control Knob	33	0121913	4	Screw, 0.25NC x 1.25
12	6702033	1	Resister-100 Ohm,1/2 W, 5 %	34	9413946	4	Lock Nut, 0.25NC
13	6700255	4	Switch-Toggle,SPST,2 Pos,Maint	35	3321306	1	Gasket
14	3160005	2	Switch-Toggle,SPST,2 Pos,Maint	36	6702038	1	Relay
15	6703151	16	Switch-Toggle,DPDT,Long Bat	37	7230372	1	Mirror Switch
16	6702076	1	Light-Amber		6702560	1	Plug for Mirror Switch Hole
17	6702197	5	Cap-White	38	3361108	1	Tag-Beacon
18	3361148	1	Window	39	3361334	1	Tag-Bar Unlatched
19	6703494	1	Display-LCD	40	6320828	1	Decal - Standard Settings
20	6702194	1	Driver Board				
21	6702195	1	Inverter				

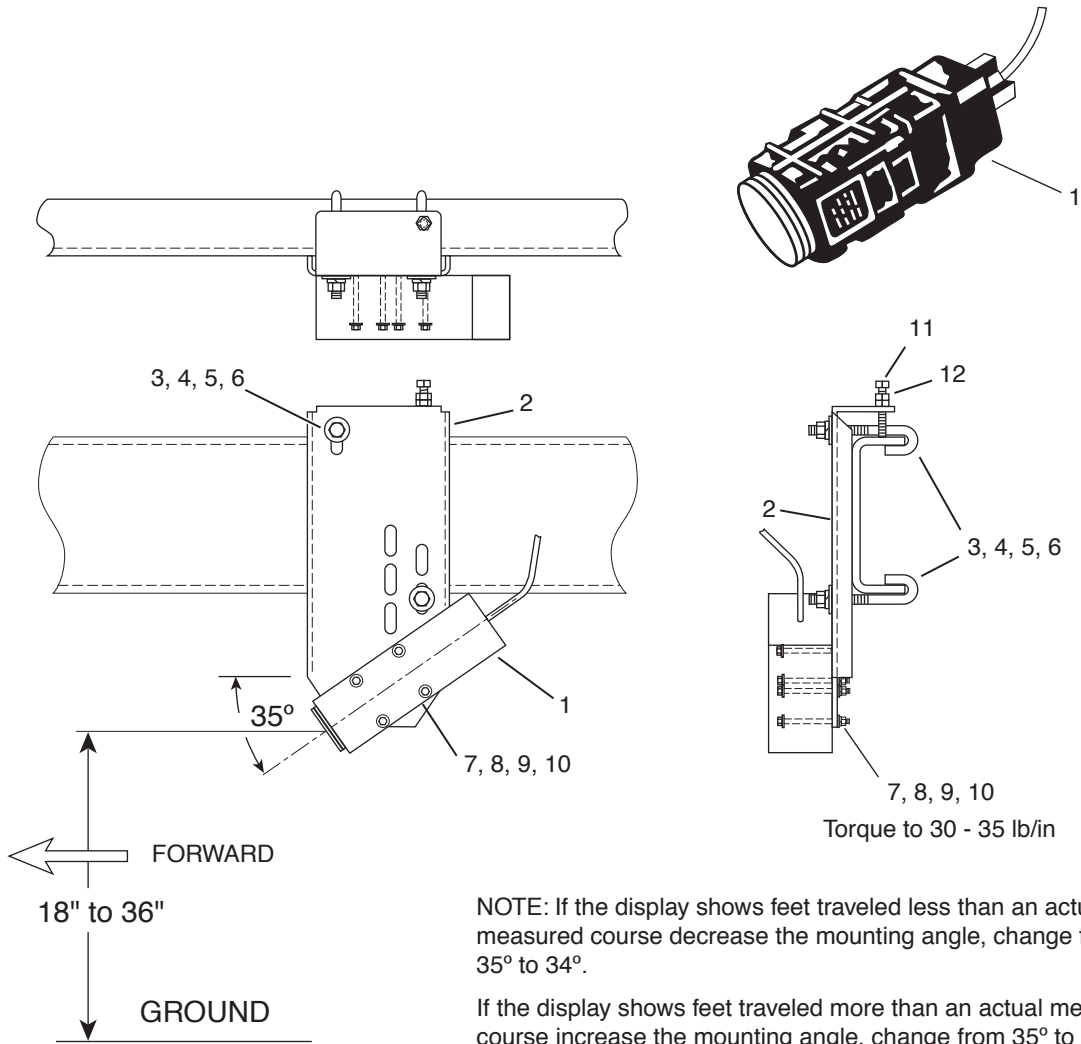
AR = As Required

### Control Panel Assembly - Rear



REF	PART NO.	QTY	DESCRIPTION	REF	PART NO.	QTY	DESCRIPTION
1	3361183	1	Faceplate and Box ONLY				
	7520020	1	Control Box Complete (Specify Serial No. for panels with other Options)				
2	6701907	1	Knob-Control				
3	6703078	1	Pot-1K, Single, Linear 2.25 W				
4	6702033	1	Resistor-100 OHM, 0.50 W, 5 Per				
5	3361162	1	Disk-Foam, 1.25 Dia., 0.25 Thick				
6	6700255	AR	Switch-Toggle, SPST, 2 POS				
7	3361260	1	Backplate-RR Control Box				
8	6700875	1	Warning Device, Audio-Visual				
9	6702199	AR	Plug-Button				
10	6701897	AR	Switch-Toggle, DPDT, 3 POS				
11	6701975	1	Switch-Toggle, DPST (Used W/Comp)				
	3160005	1	Switch-Toggle, SPDT (Used w/o Comp)				
12	6700306	1	Terminal Strip-10 Bar				
13	6700878	2	Grommet-Rubber, 1.50 ID x 0.38x2.00				
14	3160005	1	Switch-Toggle, SPDT				
			AR = As Required				

### Radar Speed Sensor Installation



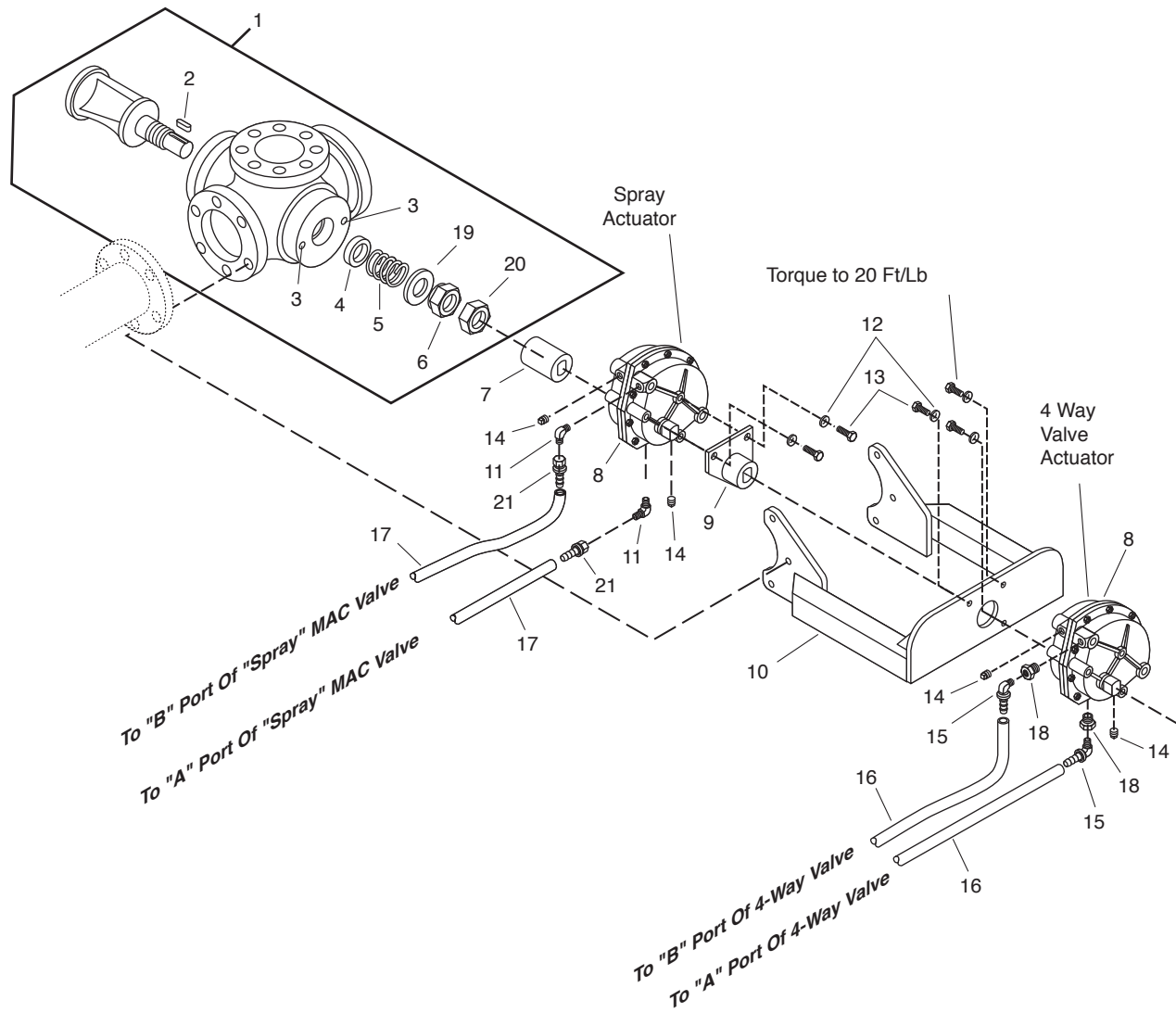
NOTE: If the display shows feet traveled less than an actual measured course decrease the mounting angle, change from 35° to 34°.

If the display shows feet traveled more than an actual measured course increase the mounting angle, change from 35° to 36°.

One degree change in angle changes the readout approximately one percent.

REF	PART NO.	QTY	DESCRIPTION	REF	PART NO.	QTY	DESCRIPTION
1	3370212	1	Speed Sensor Radar Head, W/O Plug				
	7530050	1	Kit - Window Cover				
	PD10253	1	Decal-Warning				
2	3361236	1	Mounting Plate Asm				
3	3360726	2	Hook Bolt				
4	0121574	2	Lock Washer-0.62				
5	0124589	2	Nut-0.62NC				
6	0130999	2	Flat Washer-0.62				
7	0432903	4	Screw-0.25NC x 4.00				
8	0120386	8	FlatWasher-0.25				
9	9413946	4	Lock Nut-0.25NC				
10	3370254	4	Spacer				
11	0110456	1	Screw, SqHd-0.50NC x 3.00				
12	0120378	1	Nut-0.50NC				

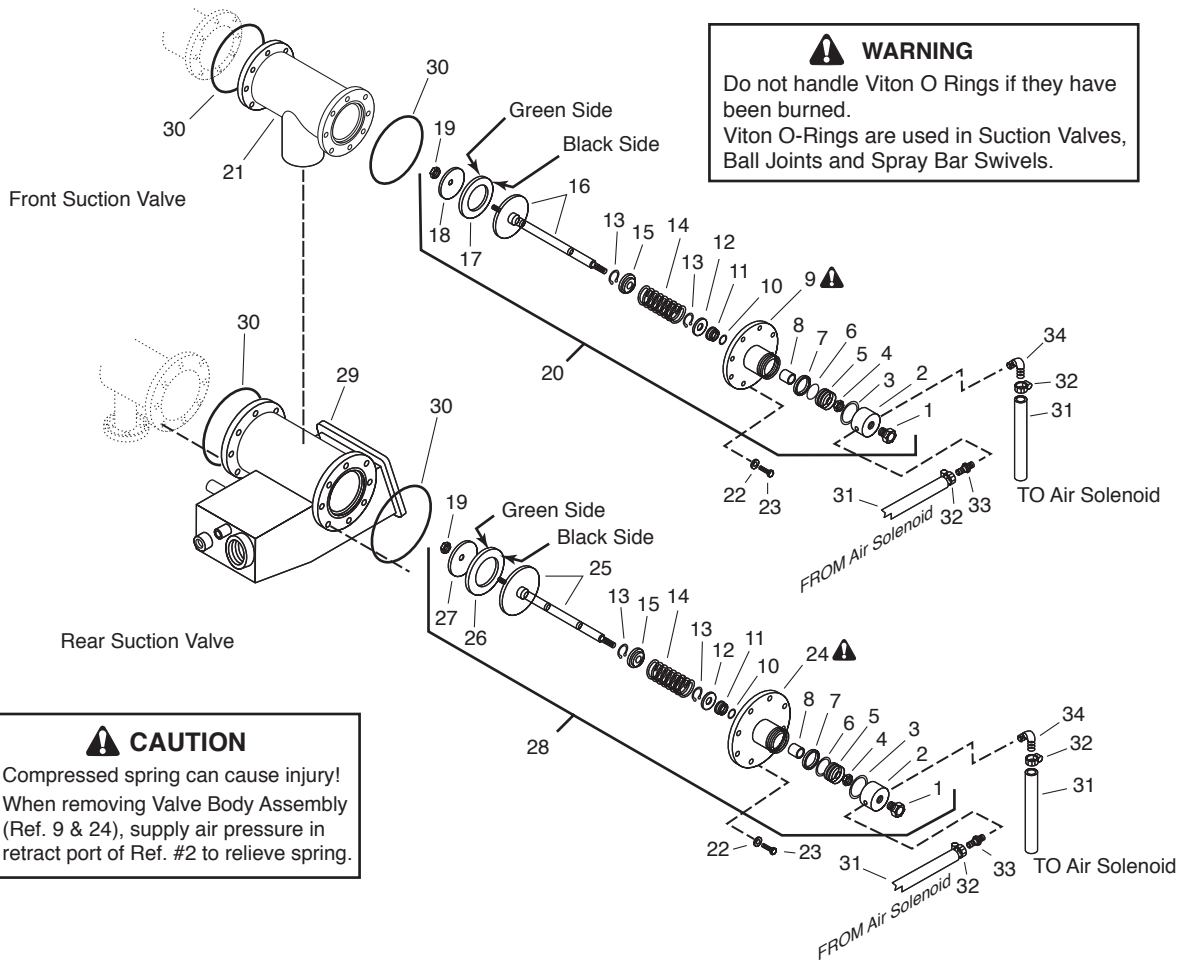
### 4 Way Valve Asm And Controls



CIRCULATION SYSTEM

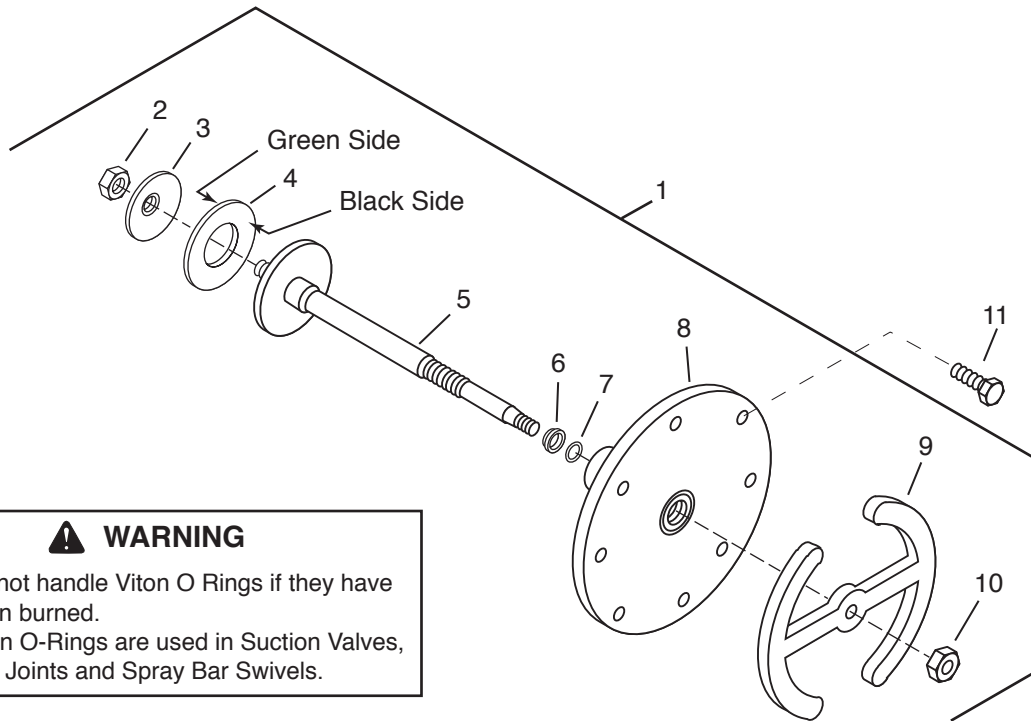
REF	PART NO.	QTY	DESCRIPTION	REF	PART NO.	QTY	DESCRIPTION
1	3341441	1	4 Way Valve Asm <i>(Includes Ref 2-6, 19, 20)</i>	17	6600324	AR	Hose- 3/8
2	6000224	1	Key-0.31 x 0.31CR x 1.00	18	0144035	2	Bushing-Pipe, 1/4 X 1/8
3	0125947	2	0.12 Slotted Pipe Plug	19	197070	1	Washer-Flat 1 3/8
4	3340029	4	Packing	20	3341648	1	Nut-Lock, Valve Stem
5	3341464	1	Spring	21	6600306	2	Hose End-06X06FSX, ST, LPSP
6	3341187	1	Stem Nut				AR = As Required
7	3361292	1	Coupling-Rotary Actuator				
8	6603023	2	Actuator-Rotary, Vane, Air				
	PD11034	1	Seal Kit				
9	3361291	1	Coupling-Rotary Actuator				
10	3311750	1	Frame-Rotary Actuator				
11	0118755	2	Elbow-Auto, 90, 04MP-06MS				
12	0120382	6	Washer-Lock, 3/8, Spring, PD				
13	6001062	6	Screw-Hex, 3/8NC x 1.0", Gr 8, PD				
14	0219189	4	Plug-Pipe, SqHd, 1/4NPT, PN				
15	6602242	2	Hose End-3/16" Hose x 1/8"MPT, 90				
16	6609255	AR	Hose-Fuel/Air, 0.19 ID/FT				

### Suction Valve Assemblies Front and Rear



REF	PART NO.	QTY	DESCRIPTION	REF	PART NO.	QTY	DESCRIPTION
1	7050364	1	Sight Plug, 0.75NPT	20	3341421	1	Front Suction Valve - 4" (Includes Ref #'s 1-19, does not include 22 & 23)
2	3341420	1	Cylinder Cap	21	3301209	1	Can Weldment
3	3341414	1	Gasket	22	0120384	8	Washer-Lock, 0.50, Spring, PD
4	9416894	1	Lock Nut, 0.75NC	23	0120426	8	Screw-Hex, 0.50NC x 1.25
5	3341418	1	Piston	24	3341416	1	Body Asm
6	6602233	1	O-Ring, 2.5 OD x 2.1 ID x 0.188, Viton	25	3341455	1	Seat & Shaft Asm
7	6602232	1	Seal, 2.5 Dia, Teflon	26	3341513	1	Gasket Asm
8	6420121	1	Bushing-Du, 1.13 OD x 1.0 ID x 1.5	2750597		1	Green Fiber (next to Retainer)
9	3341424	1	Body Asm	3341491		1	Black Viton (next to Seat & Shaft Asm)
10	6602152	1	O-Ring, 1.25 OD x 0.125	27	2740137	1	Retainer
11	6602151	1	Scraper-Nitrile, 1.0 ID x 1.5 OD	28	3341412	1	Rear Suction Valve Mechanism (Includes Ref #'s 1-8, 10-15, 19, 25-27, does not include 22 & 23)
12	3341419	1	Stop	7050778		1	Repair Kit-Rear Suction Valve (Includes Ref #'s 3, 6, 7, 10, 11, 13, 26)
13	6000322	2	Snap Ring	29	3342678	1	Strainer Box Asm
14	6602234	1	Spring-#1, 2.4 OD x 1 7/8 ID x 0.312	30		AR	Gasket Maker-LOCTITE 510
15	3341117	1	Retainer	31	6601452	AR	Hose-Air Sol-Cyl. Bar ON-OFF
16	3341456	1	Seat & Shaft Asm	32	6001005	10	Clamp-Hose, Screw Type, M5
17	3341514	1	Gasket Asm	33	6601795	1	Hose End-04 x 02MP, ST, LP
	2740165	1	Green Fiber (next to Retainer)	34	6602399	AR	Hose Barb-04 x 02MP, 90, LP
	3341492	1	Black Viton (next to Seat & Shaft Asm)				
18	2740175	1	Retainer				
19	9413948	1	Nut-Lock, 0.62NC				

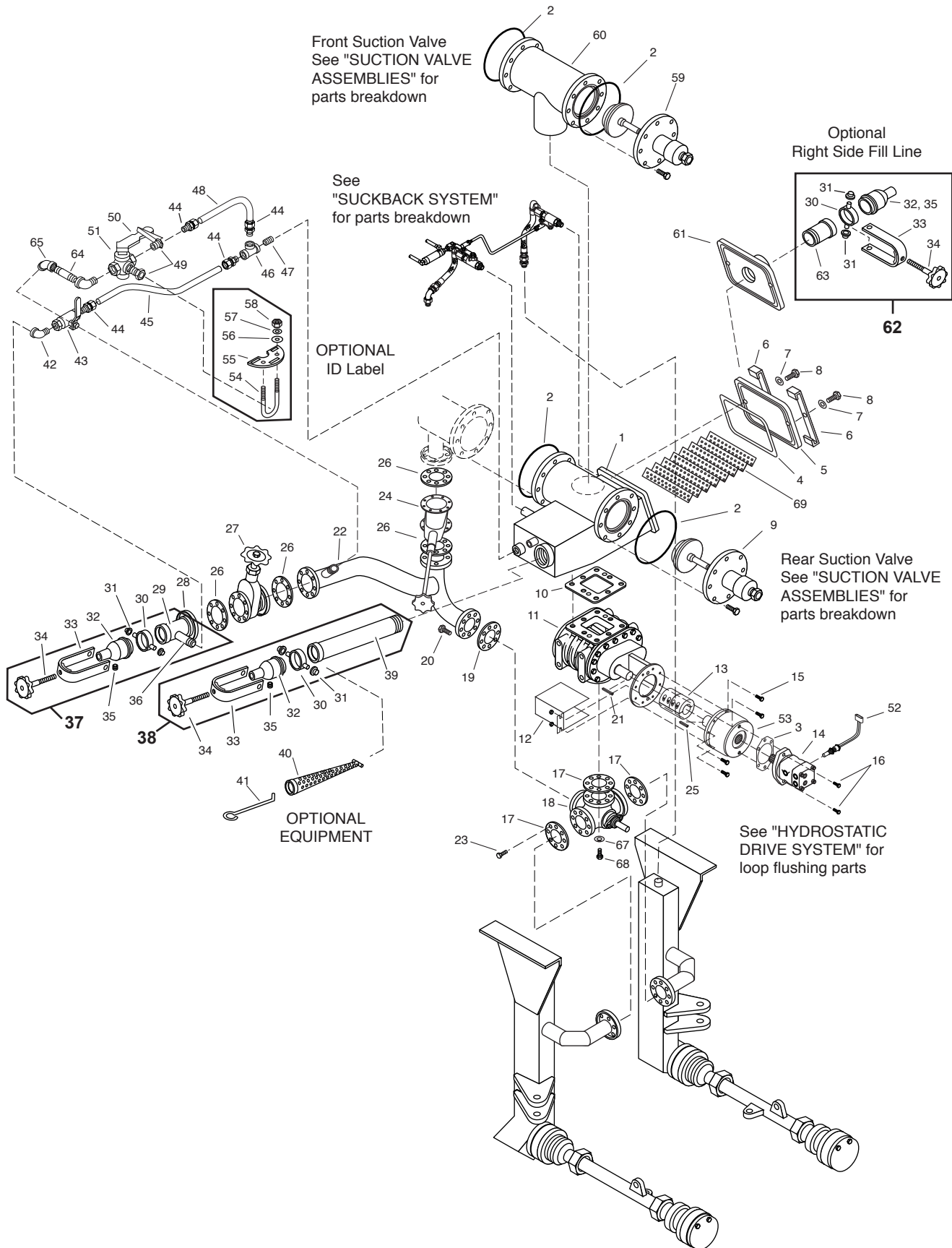
## Rear Suction Valve - Manual



**⚠ WARNING**  
 Do not handle Viton O Rings if they have been burned.  
 Viton O-Rings are used in Suction Valves, Ball Joints and Spray Bar Swivels.

REF	PART NO.	QTY	DESCRIPTION	REF	PART NO.	QTY	DESCRIPTION
1	3341500	1	Valve Asm-Rear Suction, Manual <i>(Includes Ref #'s 2-10, does not include 11)</i>				
2	9413948	1	Nut-Hex, Lock, 0.62NC				
3	2740137	1	Gasket Retainer				
4	3341513	1	Gasket Asm				
	2750597	1	Green Fibre (Next to Retainer)				
	3341491	1	Black Viton (Next to Seat & Shaft Asm)				
5	3341499	1	Plunger Asm				
6	6602151	1	Scraper, 1.00 ID x 1.50 OD				
7	6602152	1	O Ring, 1.25 OD x 0.12				
8	3341497	1	Valve Body Asm				
9	2740354	1	Handwheel				
10	0274637	1	Nut-Hex, Lock, 0.50NF				
11	0120426	8	Screw-Hex, 0.50"NC x 1.25"				

# Small Strainer Box and Components, Piping, Etc.

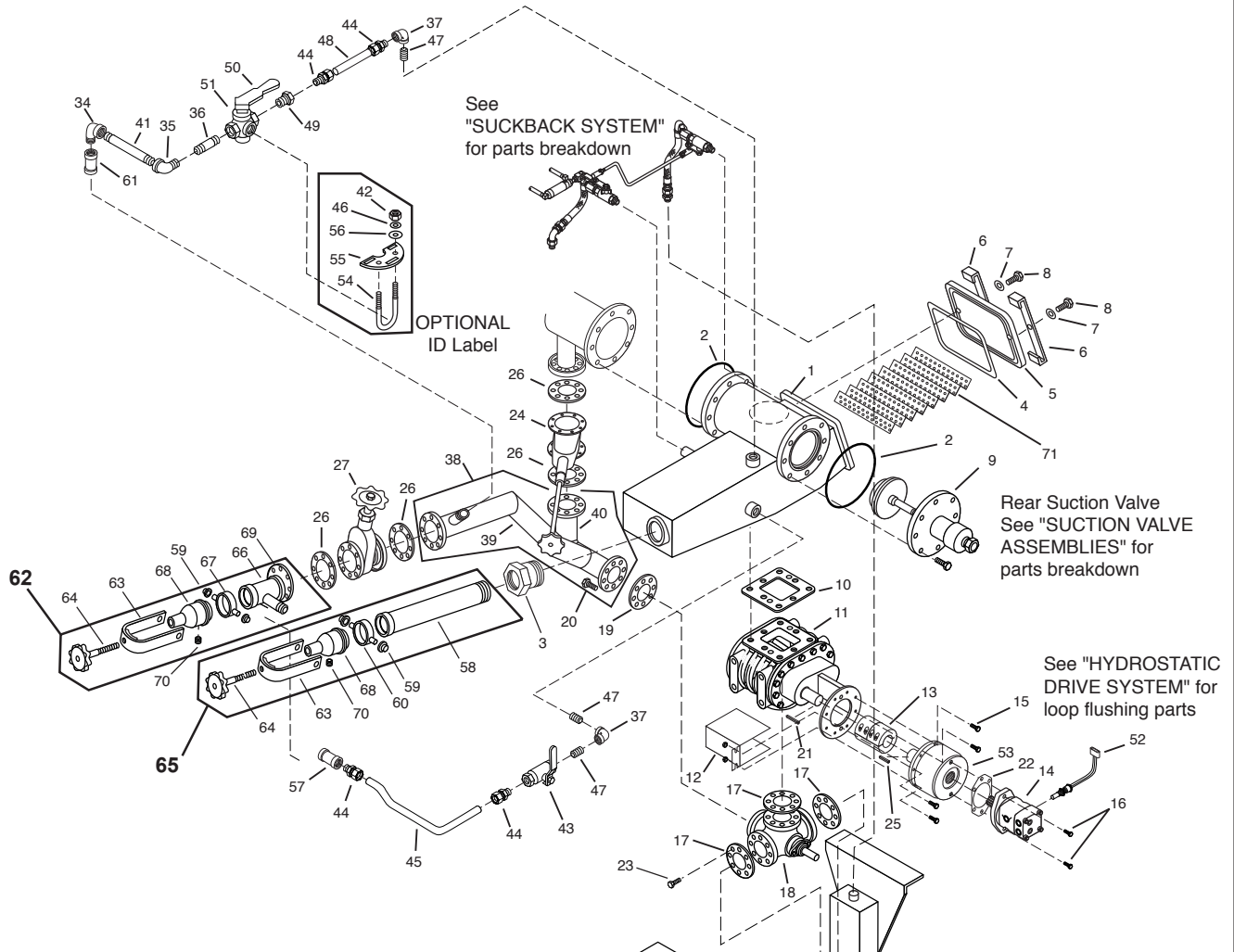


## Small Strainer Box and Components, Piping, Etc.

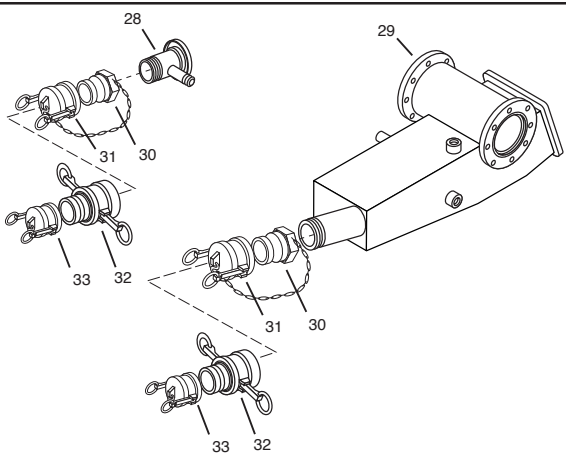
REF	PART NO.	QTY	DESCRIPTION	REF	PART NO.	QTY	DESCRIPTION
1	3341653	1	Strainer Box Assembly	46	0125988	1	Tee-Pipe, .75 NPT, PN
2	---	AR	Gasket Maker-LOCTITE 510	47	0144613	1	Nipple-Sch 40, 0.75 x 1.38 CL, PN
3	7215209	1	Gasket	48	3342024	1	Tube-Suckback
4	7230359	1	Packing, 0.25 Sq.	49	0128003	2	Bushing-Pipe, 1.00 x 0.75NPT, PN
5	3341965	1	Lid	50	3380695	1	Handle-Valve, H.S., Offset
6	3341964	2	Clamp Bar Asm	51	6602404	1	Valve-Plug, 1.00, 3 Way, 2 Port
7	9411727	2	Nut-Hex, Lock, 0.50NC, EA, PD	52	3370323	1	Speed Pickup
8	0180175	2	Screw-Hex, 0.50NC x 1.25, GR5, PD	53	6410079	1	Gearbox-Planetary
9	3341412	1	Rear Suction Valve Mechanism	54	3330081	1	Clip, 2.00 x 2.00 x 0.25, 4.00 Lg.
10	3352222	1	Gasket-Pump, Strainer Box	55	S1283AD	1	Label-3 Way H.S. Vlv
11	3341899	1	Pump Asm - Asphalt-to 5/05	56	0120386	2	Washer-Flat, 0.25A(0.31 x 0.73)PD
	3342132	1	Pump Asm - Asphalt-6/05 & after	57	0120380	2	Washer-Lock, 0.25, Spring, PD
	3342167	1	Pump Asm - Asphalt, Heated	58	0120375	2	Nut-Hex, 0.25NC, PD
12	3390716	1	Guard	59	3341421	1	Valve Mechanism-4" Front Suction
13	6445090	1	Coupling	60	3301209	1	Can Asm-4" Front Suction Valve
14	6603157	1	Motor-1.53 Cu In., w/ Loop Flush	61	S1761AK	1	Lid Asm-Strainer Box R+L Fill
	6603219	1	Motor-2.1 Cu In., w/ Loop Flush	62	3340039	1	Filling Line Asm (Includes Ref 30-35, 63)
15	6001265	2	Screw-Hex, 5/16"NC x 1.0", Gr 8	63	3340043	1	Pipe Asm-Tank Car
16	0180175	2	Screw-Hex, 1/2"NC x 1 1/4", Gr 5	64	0431929	1	Nipple-Pipe, 1 x 4/2
17	3340515	3	Gasket-Flange	65	0119096	1	Elbow-Pipe, 45
18	3341441	1	4 Way Valve Assembly	66	0108687	1	Elbow-Pipe, ST, 90
19	3340519	1	Gasket-Return Line	67	0120382	AR	Washer-Lock, 3/8", Spring, PD
20	0180083	6	Screw-Hex, 0.31NC x 1.25, GR5, PD	68	6001062	AR	Screw-Hex, 3/8"NC x 1.0", Gr8, PD
21	6000224	1	Key- 5/16 x 5/16 x 1	69	3341442	1	<b>Strainer Asm</b>
22	3342012	1	Line Asm			10	<sup>3/16"</sup> x <sup>23</sup> / <sub>32"</sub>
23	0180124	12	Screw-Hex, 3/8NC x 1 1/4				
24	3341903	1	Valve -Gate,Modified	3343191			1/8" Holes
25	6000274	1	Key- 3/8 x 2 7/8	3343243			3/16" Holes
26	6000071	4	Gasket-3 Flange, AV10233B, ASB	3343245			1/4" Holes
27	3342034	1	Vlv-Gate, G1013, 3 Allegney Vlv			10	<sup>3/16"</sup> x <sup>29</sup> / <sub>16"</sub>
	7420250	1	Gland Follower				
	7420251	1	Packing Set	3342860			1/8" Holes
	7420252	1	Gland Washer	3342898			3/16" Holes
28	6000068	1	Flange-20056A, 3 Flued Alegny Cplg	3343221			1/4" Holes
29	3341481	1	Pipe Asm - Fill Line			10	<sup>3/16"</sup> x <sup>33</sup> / <sub>32"</sub>
30	3341078	2	Ring Asm-Clamping Transfer Vlv				
	9413946	1	Nut-Hex, Lock, 0.25NC, EA, PD	3343193			1/8" Holes
	0121913	1	Screw-Hex, 0.25NC x 1.25, GR2, PD	3343195			3/16" Holes
31	6001056	4	Cap-Retainer, 0.5 Dia Stud	3343247			1/4" Holes
32	3380388	2	Cap Asm-Fill Line				
33	3340041	2	Clamp Asm-3 Hose Conn.				
34	3340033	2	Clamp Asm-Screw, Filling Line				
35	0219190	1	Plug-Pipe, SqHd, 0.25NPT, PD				
36	3301195	1	Nipple-Pump Off Line				
37	3341482	1	Pipe Asm - Pump Off & Handspray (Includes Ref 28-36)				
38	3301200	1	Fill Line Asm (Includes Ref 30-35, 39)				
39	3301199	1	Fill Pipe				
40	3340004	1	Strainer Asm (Optional)				
41	3390030	1	Hook-Intake Strainer				
42	0141621	1	Elbow-Pipe, 90, ST, 0.75NPT, PN				
43	6602237	1	Valve-Ball, 0.75, Bronze				
44	6600852	4	Adapter-ARBK, ST, 12MP-12MT				
45	3342023	1	"S" Tube, Suckback				



# 4" Inlet Strainer Box and Components, Piping, Etc.



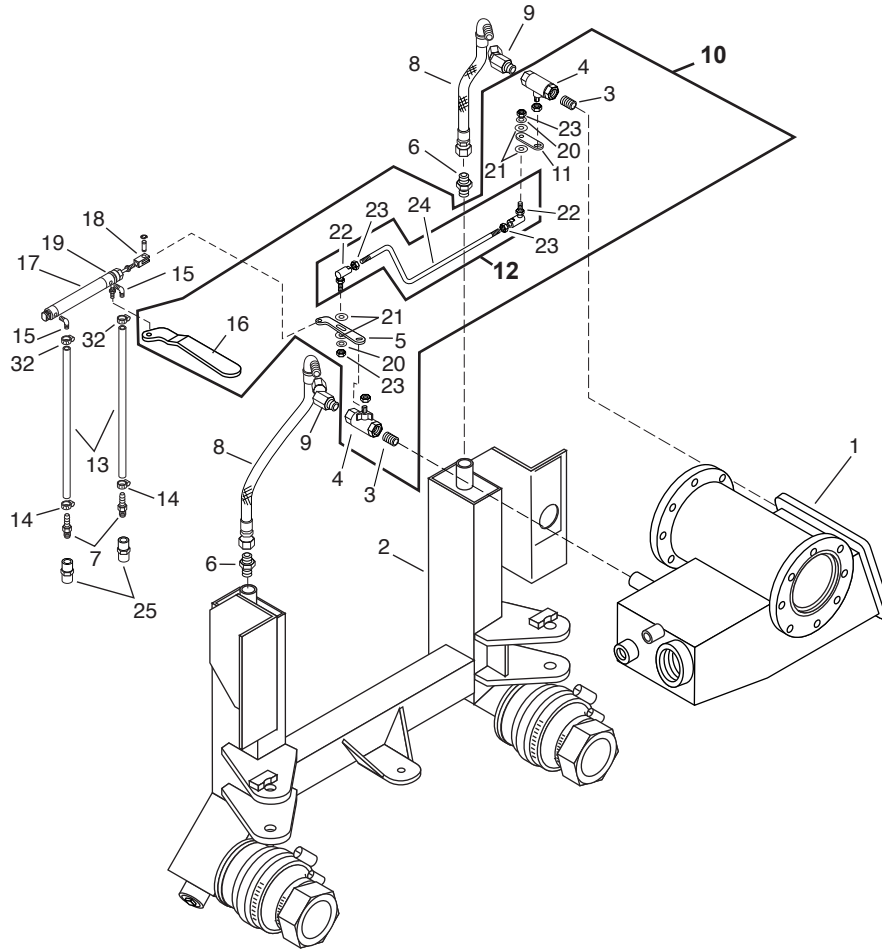
Units with 4" Fill & Transfer Lines



## 4" Inlet Strainer Box and Components, Piping, Etc.

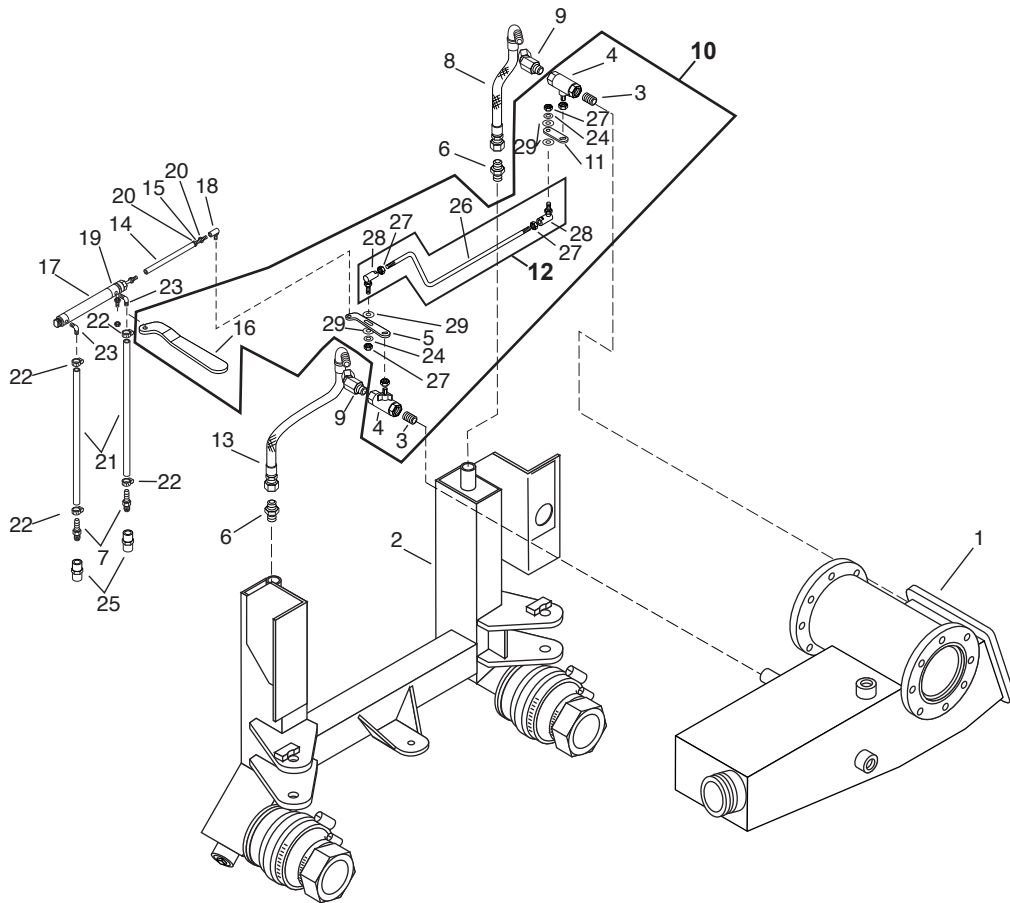
REF	PART NO.	QTY	DESCRIPTION	REF	PART NO.	QTY	DESCRIPTION
1	3342257	1	Strainer Box Assembly	51	6602404	1	Valve-Plug, 1.00, 3 Way, 2 Port
2	---	AR	Gasket Maker-LOCTITE 510	52	3370323	1	Speed Pickup
3	6200044	1	Bushing - Pipe, 4x3	53	6410079	1	Gearbox-Planetary
4	7230359	1	Packing, 0.25 Sq.	54	3330081	1	Clip, 2.00 x 2.00 x 0.25, 4.00 Lg.
5	3341965	1	Lid	55	S1283AD	1	Label-3 Way H.S. Vlv
6	3341964	2	Clamp Bar Asm	56	0120386	2	Washer-Flat, 0.25A(0.31 x 0.73)PD
7	9411727	2	Nut-Hex, Lock, 0.50NC, EA, PD	57	0111661	1	Coupling-Pipe, 3/4"
8	0180175	2	Screw-Hex, 0.50NC x 1.25, GR5, PD	58	3341820	1	Nipple Assembly
9	3341412	1	Rear Suction Valve Mechanism	59	6001056	4	Cap-Retainer, 0.5 Dia Stud
10	3352222	1	Gasket-Pump, Strainer Box	60	3351078	1	Ring Assembly-Clamping Transfer
11	3342132	1	Pump Asm - Asphalt-6/05 & after	61	0187399	1	Coupling-Pipe, 1"
	3342167	1	Pump Asm - Asphalt, Heated	62	S4591AB	1	Pipe Assembly-Transfer, 4x3 (Includes Ref 59, 63, 64, 66-70)
12	3390716	1	Guard	63	3340041	2	Clamp Assembly-3" Hose Connect
13	6445090	1	Coupling	64	3340033	2	Clamp Assembly-Screw, Filling Line
14	6603157	1	Motor-1.53 Cu In., w/ Loop Flush	65	3341823	1	Fill Line Assembly (Includes Ref 58-60, 63, 64, 68, 70)
	6603219	1	Motor-2.1 Cu In., w/ Loop Flush	66	3341481	1	Pipe Assembly-Fill Line
15	6001265	2	Screw-Hex, 5/16NC x 1, Gr 8	67	3341078	1	Ring Assembly-Clamping Transfer
16	0180175	2	Screw-Hex, 1/2NC x 1 1/4, Gr 5	68	3380388	1	Cap Assembly-Fill Line
17	3340515	3	Gasket-Flange	69	T150804	1	Flange-Eccentric, 4x3
18	3341441	1	4 Way Valve Assembly	70	0219189	2	Plug-Pipe, 1/4" PN
19	3340519	1	Gasket-Return Line	71	3341737	1	<b>Strainer Asm</b> 10 <sup>3/16"</sup> x 23 <sup>3/8"</sup>
20	0180083	6	Screw-Hex, 0.31NC x 1.25, GR5, PD		3343191		1/8" Holes
21	6000224	1	Key- 5/16 x 5/16 x 1		3343243		3/16" Holes
22	7215209	1	Gasket		3343245		1/4" Holes
23	0180124	12	Screw-Hex, 3/8NC x 1 1/4				10 <sup>3/16"</sup> x 29 <sup>1/2"</sup>
24	3342153	1	Valve-Gate,Modified		3342860		1/8" Holes
25	6000274	1	Key- 3/8 x 2 7/8		3342898		3/16" Holes
26	6000065	4	Gasket-4" Flange		3343221		1/4" Holes
27	3342196	1	Valve-4" Gate				10 <sup>3/16"</sup> x 33 <sup>3/8"</sup>
	7420250	1	Gland Follower		3343193		1/8" Holes
	7420251	1	Packing Set		3343195		3/16" Holes
	7420252	1	Gland Washer		3343247		1/4" Holes
28	3341738	1	Adapter Asm-4"				
29	3342191	1	Strainer Box Assembly				
30	6000855	1	Adapter-4 In,Alum,Part A				
31	6000854	1	Cap-Dust,4 In,Alum				
32	6602327	1	Reducer-4 In Fem-3 In Male				
33	6600281	1	Cap-Dust,3 In,Alum				
34	0108687	1	Elbow-Pipe, 1", Street, 90				
35	0119100	1	Elbow-Pipe, 1", 90				
36	0190311	1	Nipple-1" x 2 1/2				
37	0119099	1	Elbow-Pipe, 3/4", 90				
38	7050490	1	Return Line-Includes Items 38 & 49				
39	3342168	1	Line Asm-Return, 4"				
40	3342175	1	Piping Asm-4" Butterfly Valve				
41	0115256	1	Nipple-Pipe, 1 x 10				
42	0120375	2	Nut-Hex, 0.25NC, PD				
43	6602237	1	Valve-Ball, 0.75, Bronze				
44	6600852	4	Adapter-ARBK, ST, 12MP-12MT				
45	3342190	1	Tube-Suckback, 4 In Strainer				
46	0120380	2	Washer-Lock, 0.25, Spring, PD				
47	0144613	1	Nipple-Sch 40, 0.75 x 1.38 CL, PN				
48	2640745	1	Tube-Suckback				
49	0128003	1	Bushing-Pipe, 1.00 x 0.75NPT, PN				
50	33806955	1	Handle-Valve, H.S., Offset				

### Suckback System



REF	PART NO.	QTY	DESCRIPTION	REF	PART NO.	QTY	DESCRIPTION
1	3341653	1	Strainer Box Asm	12	3341680	1	Tie Rod Asm Suckback Valves (Serial Number S4595 and below)
2		1	Drop Tube & Hanger Asm- Call with Unit Serial Number		3342253	1	Tie Rod Asm Suckback Valves (Serial Number S4596 and above)
3	0144613	2	Nipple-Sch 40, 0.75 x 1.38 CL, PN (Serial Number S4595 and below)	<i>(Both Part No.'s of Ref 12 include 22-24)</i>			
	6601543	2	Nipple-Sch 40, 0.75 x 1.75 CL, PN (Serial Number S4596 and above)	13	6309255	AR	Hose-Fuel/Air, 3/16
4	6602237	2	Valve-Ball, 3/4, Bronze (Serial Number S4595 and below)	14	6001005	4	Clamp-Hose, Screw Type, M5
	6600015	2	Valve-Ball, 3/4, Bronze (Serial Number S4596 and above)	15	6602242	2	Hose End-03 x 02MP90
5	3341697	1	Lever-Suckback, Long (Serial Number S4595 and below)	16	3341730	1	Bracket-Mtg, Suckback Cyl (Serial Number S4595 and below)
	3361391	1	Lever-Suckback, Long (Serial Number S4596 and above)		3342254	1	Bracket-Mtg, Suckback Cyl (Serial Number S4596 and above)
6	9402711	2	Adapter-Hydr, ST, 12MP-12MJ	17	6602719	1	Cylinder-Air, 1.06 B x 6" Stroke
7	6602241	2	Hose End-03 x 02MP	18	6602339	1	Clevis-Rod, Cyl
8	6200846	2	Hose Asm- 12x11.75, 12FJX-12MP90	19	6100337	1	Bolt-Eye, 5/16NC x 1.00, PD
9	4470915	2	Elbow-Hydr, 45, 12FJX-12MP	20	0120382	2	Washer-Lock, 3/8, Spring, PD
10	7050669	1	Kit - Suckback Valve <i>(Includes Assembly 12, &amp; Ref #'s 3-5, 11, 16, 20, 21, 23)</i>	21	0120388	4	Washer-Flat, 3/8
				22	6100138	2	Joint-Ball, 3/8NF, SR-109G
11	3361678	1	Lever-Suckback, Short (Serial Number S4595 and below)	23	0120369	4	Nut-Hex, 3/8NF, PD
	3361392	1	Lever-Suckback, Short (Serial Number S4596 and above)	24	3341679	1	Rod-Tie, Suckback, Valves (Serial Number S4595 and below)
					3342252	1	Rod-Tie, Suckback, Valves (Serial Number S4596 and above)
				25	6602888	2	Orifice Fitting-1/8 NPT, .0465

## Suckback System-4" Lines



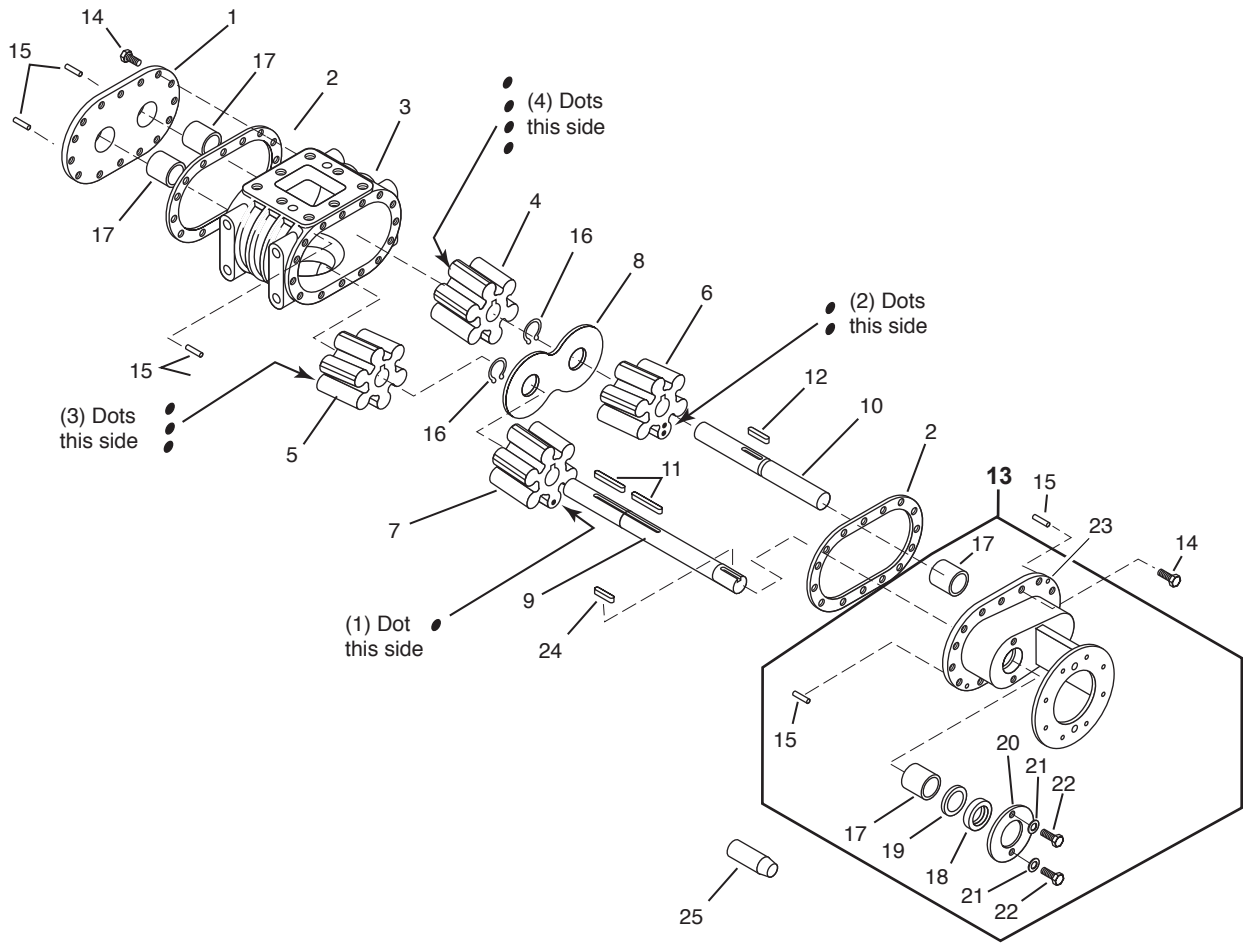
CIRCULATION SYSTEM

REF	PART NO.	QTY	DESCRIPTION	REF	PART NO.	QTY	DESCRIPTION
1	3342191	1	Strainer Box Assembly - 4" Lines	12	3342263	1	Tie Rod Asm-Suckback Valves (Serial Number S4595 and below)
	3342257	1	Strainer Box Assembly - 3" Lines		3342253	1	Tie Rod Asm-Suckback Valves (Serial Number S4596 and above)
2		1	Drop Tube & Hanger Asm- Call with Unit Serial Number				<i>(Both Part No.'s of Ref 12 include 26-28)</i>
3	0144613	2	Nipple-Sch 40, 0.75 x 1.38 CL,PN (Serial Number S4595 and below)	13	6200940	1	Hose Asm- 12x20.12, 12FJX-12MP90
	6601543	2	Nipple-Sch 40, 0.75 x 1.75 CL,PN (Serial Number S4596 and above)	14	3342209	1	Rod-Suckback, 4" Strainer Box
4	6602237	2	Valve-Ball, 3/4, Bronze (Serial Number S4595 and below)	15	3341531	1	Rod-Threaded, Suckback
	6600015	2	Valve-Ball, 3/4, Bronze (Serial Number S4596 and above)	16	3342210	1	Bracket-Mtg, Suckback Cyl (Serial Number S4595 and below)
5	3341697	1	Lever-Suckback, Long (Serial Number S4595 and below)		3342255	1	Bracket-Mtg, Suckback Cyl (Serial Number S4596 and above)
	3361391	1	Lever-Suckback, Long (Serial Number S4596 and above)	17	6602719	1	Cylinder-Air, 1.06 B x 6" Stroke
6	9402711	2	Adapter-Hydr, ST, 12MP-12MJ	18	9422787	1	Joint-Ball, w/Dust Cover, 5/16
7	6602241	2	Hose End-03 x 02MP	19	6100337	1	Bolt-Eye, 5/16NC x 1.00, PD
8	6200846	1	Hose Asm- 12x11.75, 12FJX-12MP90	20	0120368	2	Nut-Hex, 5/16NF
9	4470915	2	Elbow-Hydr, 45, 12FJX-12MP	21	6309255	AR	Hose-Fuel/Air, 3/16
10	7050670	1	Kit - Suckback Valve <i>(Includes Assembly 12, &amp; Ref #'s 3-5, 11, 16, 24, 27, 29)</i>	22	6001005	4	Clamp-Hose, Screw Type, M5
11	3361392	1	Lever-Suckback, Short (Serial Number S4595 and below)	23	6602242	2	Hose End-03 x 02MP90
	3361392	1	Lever-Suckback, Short (Serial Number S4596 and above)	24	0120382	2	Washer-Lock, 3/8, Spring, PD
				25	6602888	2	Orifice Fitting-1/8 NPT, .0465
				26	3341679	1	Rod-Tie, Suckback, Valves (Serial Number S4596 and below)
					3342252	1	Rod-Tie, Suckback, Valves (Serial Number S4596 and above)
				27	0120369	4	Nut-Hex, 3/8NF, PD
				28	6100138	2	Joint-Ball, 3/8 NF, SR-109G
				29	0120388	4	Washer-Flat, 3/8

**Specify Unit Serial No., Part No., & Part Description**

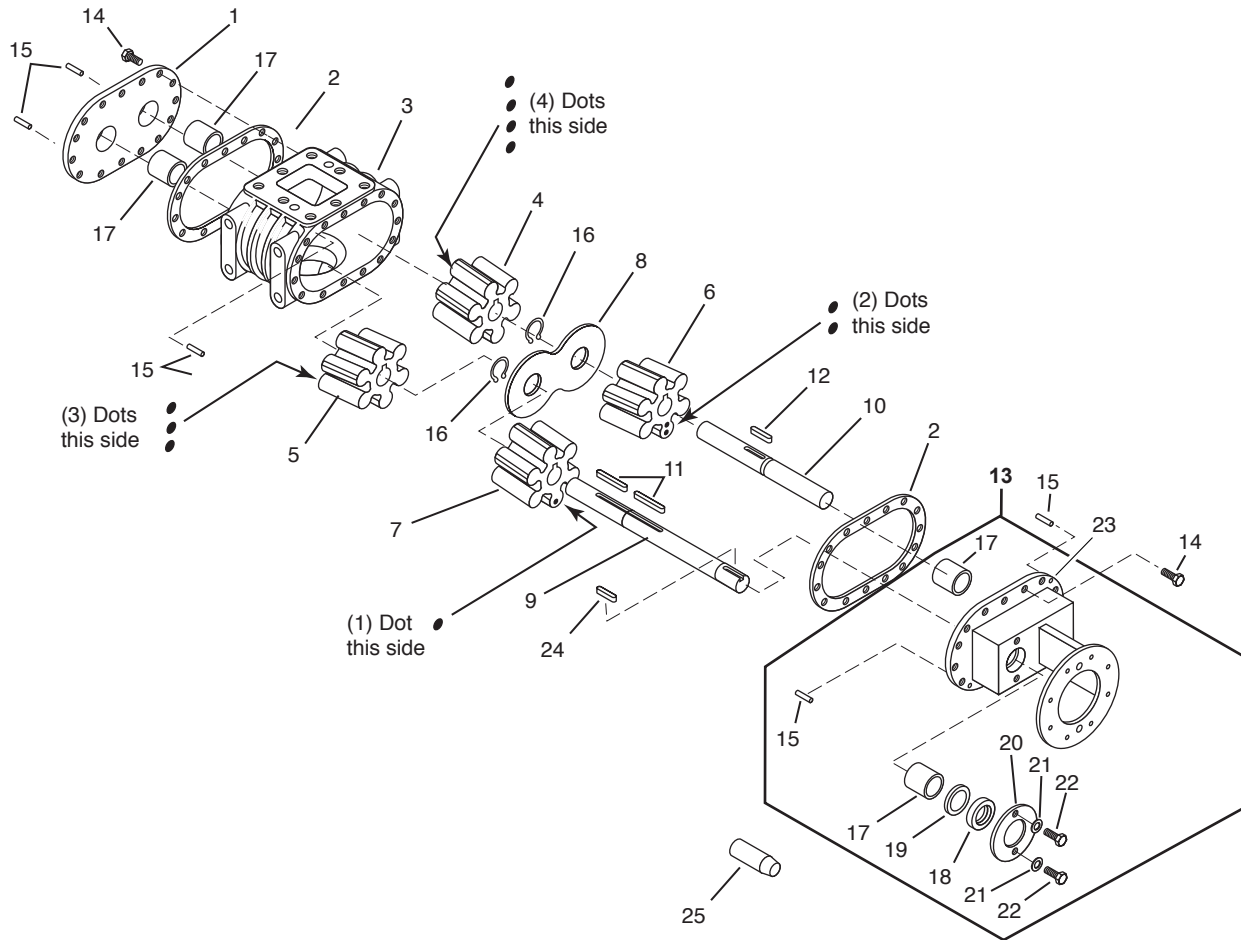
## Asphalt Pump Assembly

Pump 3341899 thru May 2005  
Pump 3342132 from June 2005



REF	PART NO.	QTY	DESCRIPTION	REF	PART NO.	QTY	DESCRIPTION
1	3341558	1	Plate Asm - Rear Plate	14	0120233	40	Screw-Hex, 0.38NC x 1.00 GR2,PD
2	3340287	2	Gasket-Face Plate	15	6100444	4	Pin-Dowel, 1/4 x 3/4
3	3341216	1	Case-Pump, P-15	16	6001169	2	Snap Ring-Ext
4	3340279	1	Impeller-Herringbone (4)LH w/Key	17	3341559	4	Bearing-Pump Shaft
5	3340277	1	Impeller-Herringbone (3)RH (3341899)	18	6420231	1	Seal-Shaft, HP, 1 7/16 Shaft
	3342131	1	Impeller-Herringbone (3)RH (3342132)	19	3342018	1	Washer-Pump Seal Spacer
6	3341462	1	Impeller-Herringbone (2)	20	3341647	1	Seal Retainer Plate
7	3341463	1	Impeller-Herringbone (1)	21	0120382	2	Washer-Lock, 0.38, Spring, PD
8	3340298	1	Plate-Division	22	0122119	2	Screw-Hex, 0.38NC x 0.75, GR2, PD
9	3341898	1	Pump Shaft - Drive	23	3341893	1	Endplate,Pump/Motor Mt.
10	3341553	1	Pump Shaft - Idler	24	6000224	1	Key-0.31 x 1.00
11	2640725	2	Keystock 1/4 X 1/4 x 2 1/2 Lg	25	3321447	1	Seal Tool-Asphalt Pump
12	2640726	2	Keystock 1/4 X 1/4 x 1 Lg				
13	3341892	1	Front Face Plate Assembly (Includes items 15, 17 thru 23)				

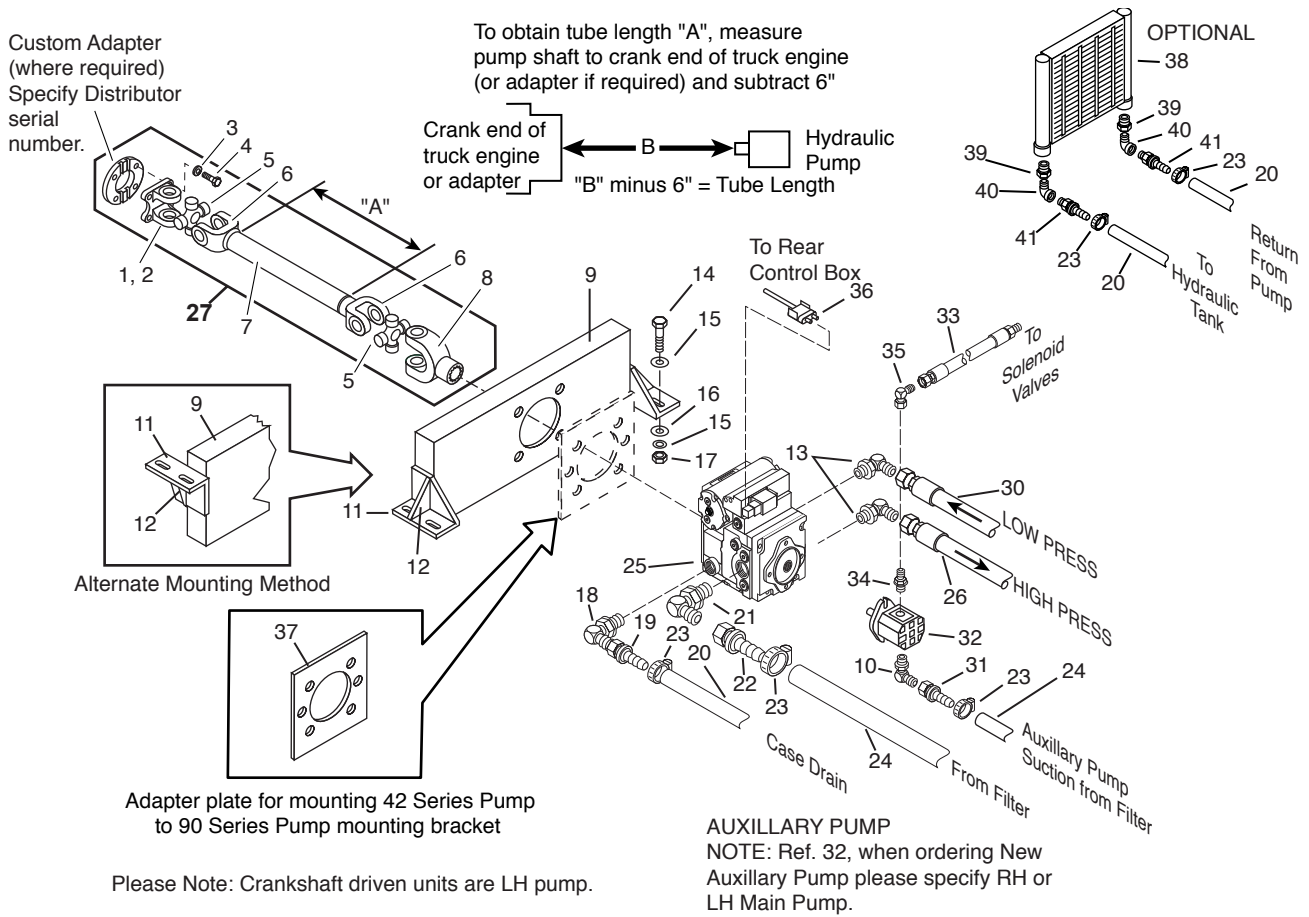
## Asphalt Pump Assembly - Heated Pump 3342167



CIRCULATION SYSTEM

REF	PART NO.	QTY	DESCRIPTION	REF	PART NO.	QTY	DESCRIPTION
1	3342164	1	Plate Asm - Rear Plate	14	0120233	40	Screw-Hex, 0.38NC x 1.00 GR2,PD
2	3340287	2	Gasket-Face Plate	15	6100444	4	Pin-Dowel, 1/4 x 3/4
3	3341216	1	Case-Pump, P-15	16	6001169	2	Snap Ring-Ext
4	3340279	1	Impeller-Herringbone (4)LH w/Key	17	3341559	4	Bearing-Pump Shaft
5	3340277	1	Impeller-Herringbone (3)RH (3341899)	18	6420231	1	Seal-Shaft, HP, 1 7/16 Shaft
	3342131	1	Impeller-Herringbone (3)RH (3342132)	19	3342018	1	Washer-Pump Seal Spacer
6	3341462	1	Impeller-Herringbone (2)	20	3341647	1	Seal Retainer Plate
7	3341463	1	Impeller-Herringbone (1)	21	0120382	2	Washer-Lock, 0.38, Spring, PD
8	3340298	1	Plate-Division	22	0122119	2	Screw-Hex, 0.38NC x 0.75, GR2, PD
9	3341898	1	Pump Shaft - Drive	23	3342165	1	Endplate,Pump/Motor Mt.
10	3341553	1	Pump Shaft - Idler	24	6000224	1	Key-0.31 x 1.00
11	2640725	2	Keystock 1/4 X 1/4 x 2 1/2 Lg	25	3321447	1	Seal Tool-Asphalt Pump
12	2640726	2	Keystock 1/4 X 1/4 x 1 Lg				
13	3342166	1	Front Face Plate Assembly (Includes Ref #'s 15, 17 thru 23)				

## Hydraulic Pump Drive - Crankshaft Driven - 42 Series Pump



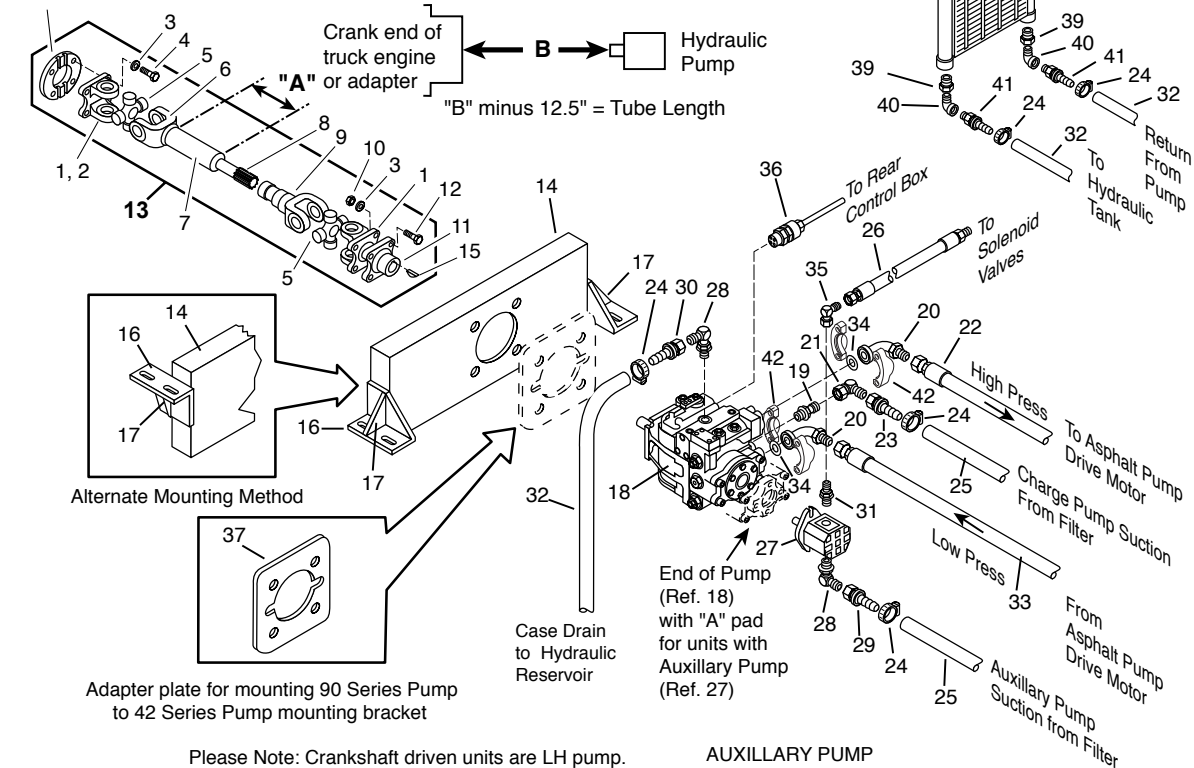
**AUXILLARY PUMP**  
NOTE: Ref. 32, when ordering New Auxiliary Pump please specify RH or LH Main Pump.

REF	PART NO.	QTY	DESCRIPTION	REF	PART NO.	QTY	DESCRIPTION
1	6440172	1	Yoke-Flange, 2.75 Male Pilot	25	6603242	1	Pump-3.1 CI,RH,EDC,Spline,A Pad
2	3170021	1	Yoke-Flange, 2.38 Male Pilot	6603243	1	Pump-3.1 CI,LH,EDC,Spline,A Pad	
3	0120382	4	Lock Washer, 0.38, Spring, PD	PD10911	1	Seal Kit	
4	0454904	4	Hex Screw, 0.38NC x 0.75, GR8, PD	PD10770	1	EDC controller	
5	3170013	2	Journal & Bearing	PD11077	1	EDC Gasket	
6	6440164	2	Yoke	26	9250610	AR	Hyd Hose Asm, HP (Specify Length)
7	6303278	AR	Tube-2.00 x 14 Ga.	27	9301275	1	Drive Line Asm (Includes Ref #'s 1-8)
8	6440200	1	Yoke-End, 1.00, 15T	28	0120377	4	Nut, 0.38NC
9	3321423	1	Mtg. Channel	29	0186679	4	Hex Screw, 0.38NC x 1.25, GR8
10	9410979	1	Elbow-Hyd, 90, 12MB-12MJ	30	9250611	1	Hose Asm, LP, 12FJX-12FJX (Specify Lg)
11	3321424	1	Angle, LH	31	6601812	1	Hose End, 12FJ, 1.00 Hose
	3321426	1	Angle, RH	32	6602390	1	Hyd Pump, 0.68CI, A Pad, Spline, LH
12	3321332	2	Gusset	7420255	1	Seal Kit	
13	6602586	2	Elbow-Hyd, 90, 12MB-16MJ	33	9250612	1	Hose Asm, LP (Specify Length)
14	0122459	4	Hex Screw, 0.50NC x 2.00, GR2, PD	34	6600903	1	Hyd Adapter, ST, 08MJ-10MB
15	0120390	4	Flat Washer, 0.50A, W, PD	35	9410281	1	Hyd Elbow, 90, 08FJX-08MJ
16	0120384	4	Lock Washer, 0.50, Spring, PD	36	3370337	1	Cable Asm - Pump Stroker, 42 Series
17	0120378	4	Nut, 0.50NC, PD	37	3321414	1	Adapter-42 Series Pump-90 Series Brkt
18	6602456	1	Hyd Elbow, 90, 16MB-12MJ	38	6600880	1	Oil Cooler
19	6600648	1	Hose End-12 x 12FJX, ST, Push Lock	39	0128003	2	Pipe Bushing-1.00 x 0.75NPT
20	6600646	AR	Hose-Self Grip	40	0141621	2	Pipe Elbow, 90, ST, 0.75NPT
21	6601568	1	Hyd Elbow, 90, 16MB-16MJ	41	6600647	2	Hose End, 12 x 12MP, ST, LPSP
22	6601566	1	Hose End, 16FJX-16, ST				AR = As Required
23	6000792	AR	Hose Clamp, Worm Drive, 1.06 to 2				
24	6601564	AR	Suction Hose, 1.00 ID, SAE 100R4				

## Hydraulic Pump Drive - Crankshaft Driven - 90 Series Pump

Custom Adapter  
(where required)  
Specify Distributor  
serial number.

To obtain tube length "A", measure  
pump shaft to crank end of truck engine  
(or adapter if required) and subtract 12.5"



Please Note: Crankshaft driven units are LH pump.

AUXILLARY PUMP  
NOTE: Ref. 27, when ordering New  
Auxillary Pump please specify RH or LH Main Pump.

REF	PART NO.	QTY	DESCRIPTION	REF	PART NO.	QTY	DESCRIPTION
1	3170021	1	Yoke-Flange, 2.38 Male Pilot	21	9410285	1	Hyd Elbow, 90, 16FJX-16MJ
2	6440172	1	Yoke-Flange, 2.75 Male Pilot	22	9250610	1	Hose Asm-HP (Specify Length)
3	0120382	8	Lock Washer, 0.38, Spring, PD	23	6601566	2	Hose End, 16FJX-16, ST
4	0454904	4	Hex Screw, 0.38NC x 0.75, GR8, PD	24	6000792	6	Hose Clamp, Worm Drive, 1.06 to 2
5	3170013	2	Journal & Bearing	25	6601564	AR	Suction Hose, 1.00 ID
6	6440164	1	Yoke	26	9250612	1	Hose Asm-LP (Specify Length)
7	6303278	AR	Tube-2.00 x 14 Ga. (Specify Length)	27	6602390	1	Pump, 0.68CI, A Pad, Spline, LH
8	6440199	1	Shaft	7420255	1	Seal Kit	
9	3110034	1	Yoke Sleeve	28	9410979	2	Hyd Elbow, 90, 12MB-12MJ
10	0120377	4	Nut, 0.38NC, PD	29	6601812	1	Hose End, 12FJ-1" Hose
11	6440162	1	Flange Companion	30	6600648	AR	Hose End, 12 x 12FJX, ST, Push Lock
12	0186679	4	Hex Screw, 0.38NC x 1.25, GR8, PD	31	6600903	1	Hyd Adapter, ST, 08MJ-10MB
13	9301215	1	Drive Line Asm (Includes Ref #'s 1-12, 15)	32	6600646	AR	Hose-Self Grip (Specify Length)
14	3321422	1	Mtg. Channel	33	9250611	1	Hose-LP, 12FJX-12FJX (Specify Lgth)
15	7050448	1	Key-Woodruff, 3/8 x 1 1/2	34	0274253	2	O Ring Tube, Fitting, 1.50
16	3321424	1	Angle, LH	35	9410281	1	Hyd Elbow, 90, 08FJX-08MJ
	3321426	1	Angle, RH	36	3370185	1	Cable Asm-Pump Stroker
17	3321332	2	Gusset	37	3321453	1	Adapter-90 Series Pump, 42 Series Brkt
18	6603241	1	Pump-4.57, LH, Ele., A Pad	38	6600880	1	Oil Cooler
	6603240	1	Pump-4.57, RH, Ele., A Pad	39	0128003	2	Pipe Bushing-1.00 x 0.75NPT
	7010097	1	A Pad Asm Complete	40	0141621	2	Pipe Elbow, 90, ST, 0.75NPT
	7010092	1	Seal Kit (Both Pumps)	41	6600647	2	Hose End, 12 x 12MP, ST, LPSP
	7010096	1	Electronic Stroker (Both Pumps)	42	6602624	2	Flange Kit-Split, 1", Code 62
19	9410233	1	Hyd Adapter, ST, 16MB-16MJ				AR - As Required
20	6602261	2	Hyd Elbow, 90, 16MJ-16FL, 62				



# Hydrostatic Drive System - PTO Driven - 42 Series Pump

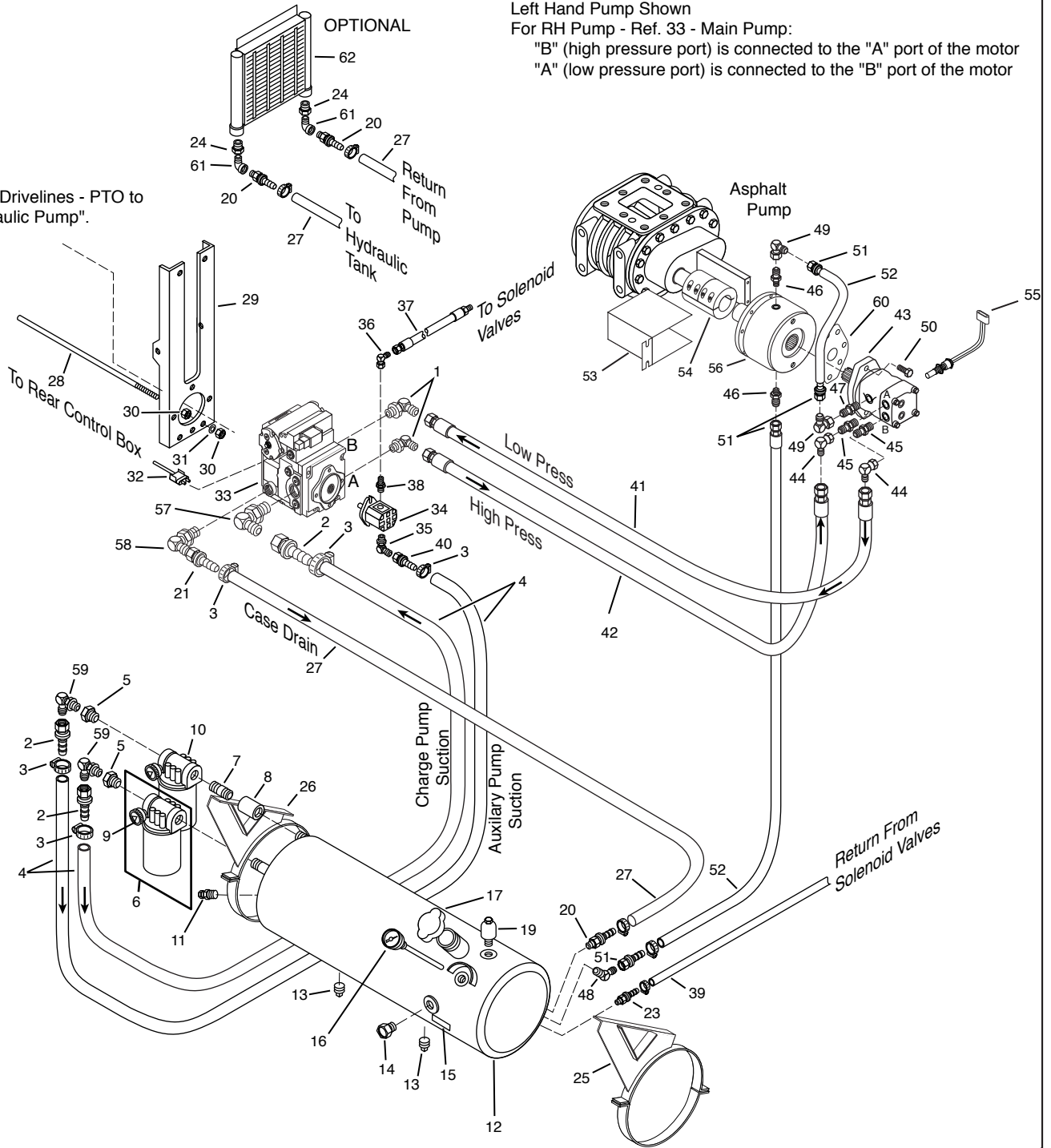
HYDROSTATIC SYSTEM

See "Drivelines - PTO to Hydraulic Pump".

Left Hand Pump Shown

For RH Pump - Ref. 33 - Main Pump:

"B" (high pressure port) is connected to the "A" port of the motor  
"A" (low pressure port) is connected to the "B" port of the motor



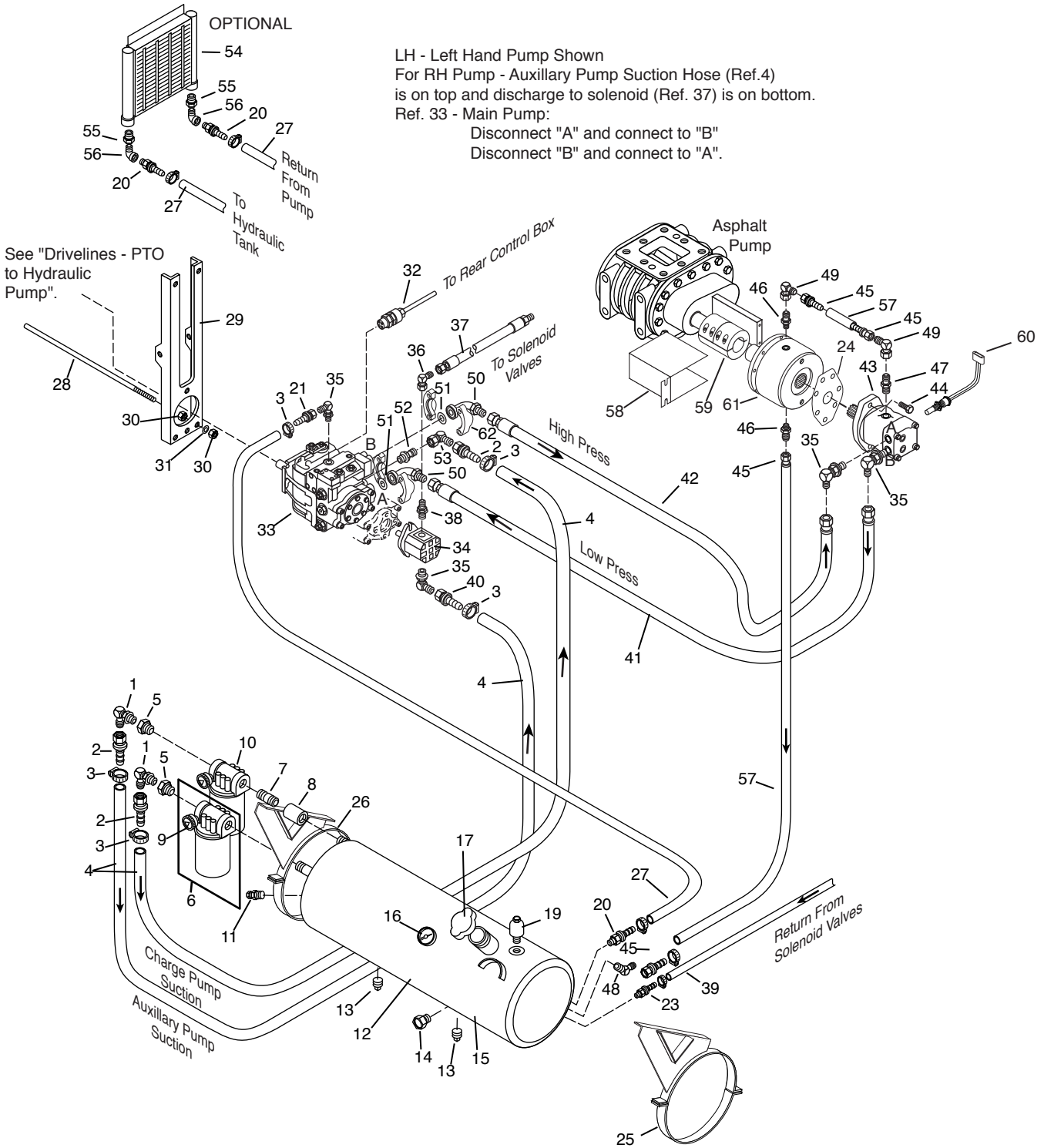
## Hydrostatic Drive System - PTO Driven 42 Series Pump

REF	PART NO.	QTY	DESCRIPTION	REF	PART NO.	QTY	DESCRIPTION
1	6602586	2	Elbow-Hyd, 90, 12MB-16MJ	43	6603157	1	Motor-1.53 CIR,w/Loop Flush
2	6601566	3	Hose End, 16-16FJX, ST	44	9410283	2	Elbow-Hydr,90,12FJX-12MJ
3	6000792	3	Clamp-Hose, Worm Dr., 1.06 to 2	45	6600910	2	Adapter-Hydr,St,10MB-12MJ
4	6601564	AR	Suction Hose, 1" ID	46	6603043	2	Adapter-Hydr,St,08MJ-04BSPP
5	0215915	1	Pipe Bushing, 1.25 x 1.00 NPT	47	9410203	1	Adapter-Hydr,St,08MJ-08MB
6	6602214	1	Vacumn Filter, 10 Micron	48	6602170	1	Elbow-Hyd, 45,08MJ-08MP
	7420244	1	Replacement Element	49	9410281	2	Elbow-Hyd, 90,08FJX-08MJ
7	0219357	1	Nipple-1.25 x 2.00, CL	50	0180175	2	Screw-Hex,1/2NC x 1 1/4,Gr 5
8	0144066	1	Pipe Coupling, 1.25 NPT	51	6600664	2	Hose End-08-08FJX, ST
9	7420042	2	Indicator	52	6600662	1	Hose-0.50
10	6602801	1	Return Line Filter, 1.25 NPT	53	3390716	1	Guard
	7420244	1	Element, 10 Micron	54	6445090	1	Coupling
11	6600237	1	Thermo Switch		PD11053	AR	Bolts
12	3321386	1	Hyd Tank Asm, 12" x 55"	55	3370323	1	Speed Pickup
	3321905	1	Hyd Tank Asm, 14" x 40"	56	6410079	1	Gearbox-Planetary
13	0219301	4	Plug-Pipe, SqHd, 0.75 NPT	57	6601568	1	Elbow-Hyd, 90, 16MB-16MJ
14	6600224	1	Eyesite Oil Plug	58	6602456	1	Elbow-Hyd, 90, 16MB-12MJ
15	3390605	1	Oil Spec. Instruction Plate	59	6601135	2	Elbow-Hyd, 90, 16MP-16MJ
16	6500039	1	Thermometer-2" Dial, 9" Dual	60	7215209	1	Gasket-B Pad
17	3330026	1	Cap	61	0141621	2	Elbow-Pipe, 90, ST, 0.75"NPT
18	6000233	1	Gasket-2.18", Leather	62	S352702	1	Cooler, Standard Oil
19	6600223	1	Breather		6603944	1	Cooler, Heavy Duty Oil
20	6600647	1	Hose End-12 x 12MP, ST, LPSP				
21	6600648	3	Hose End-12 x 12FJX				
22	9402828	1	Elbow-Hyd, 45, 12MJ-12MP				
23	6600663	1	Hose End-08 x 08MP, ST, LPSP				
24	0128003	2	Bushing-Pipe, 1.0" x 0.75"NPT				
25	3381296	1	Bracket Asm-Tank, Fuel, Hyd, 12", RH				
	3381560	1	Bracket Asm-Tank, Fuel, Hyd, 14", RH				
26	3381297	1	Bracket Asm-Tank, Fuel, Hyd, 12", LH				
	3381561	1	Bracket Asm-Tank, Fuel, Hyd, 14", LH				
27	6600646	2	Self Grip Hose, 0.75 (Specify Length)				
28	6303119	1	Round-0.50 CR				
29	3321374	1	Support-Pump, 40 Series				
30	0120378	2	Nut-Hex, 0.50 NC				
31	0120384	2	Lock Washer, 0.50				
32	3370337	1	Cable Asm-Pump Stroker, 42 Series				
33	6603242	1	Pump-3.1 CI,RH,EDC,Spline,A Pad				
	6603243	1	Pump-3.1 CI,LH,EDC,Spline,A Pad				
	PD10911	1	Seal Kit				
	PD10770	1	EDC Controller				
	PD11077	1	EDC Gasket				
34	6602390	1	Aux Pump, 0.68 CI, A Pad, Spline, LH				
	6602391	1	Aux Pump, 0.68 CI, A Pad, Spline, RH				
	7420255	1	Seal Kit (6602390 & 6602391)				
35	9410979	2	Elbow-Hyd, 90, 12MB-12MJ				
36	9410281	1	Elbow-Hyd, 90, 08FJX-08MJ				
37	9250612	1	Hose Asm-LP (Specify Length)				
38	6600903	1	Adapter-Hyd, ST, 08MJ-10MB				
39	6600662	1	Hose-Push Lock, 0.50 (Specify Length)				
40	6601812	1	Hose End, 16-12FJX, ST				
41	9250611	1	Hose Asm-LP, 12FJX-16FJX (Specify Length)				
42	9250610	1	Hose Asm-HP (Specify Length)				

AR = As Required

# Hydrostatic Drive System - PTO Driven - 90 Series Pump

HYDROSTATIC SYSTEM



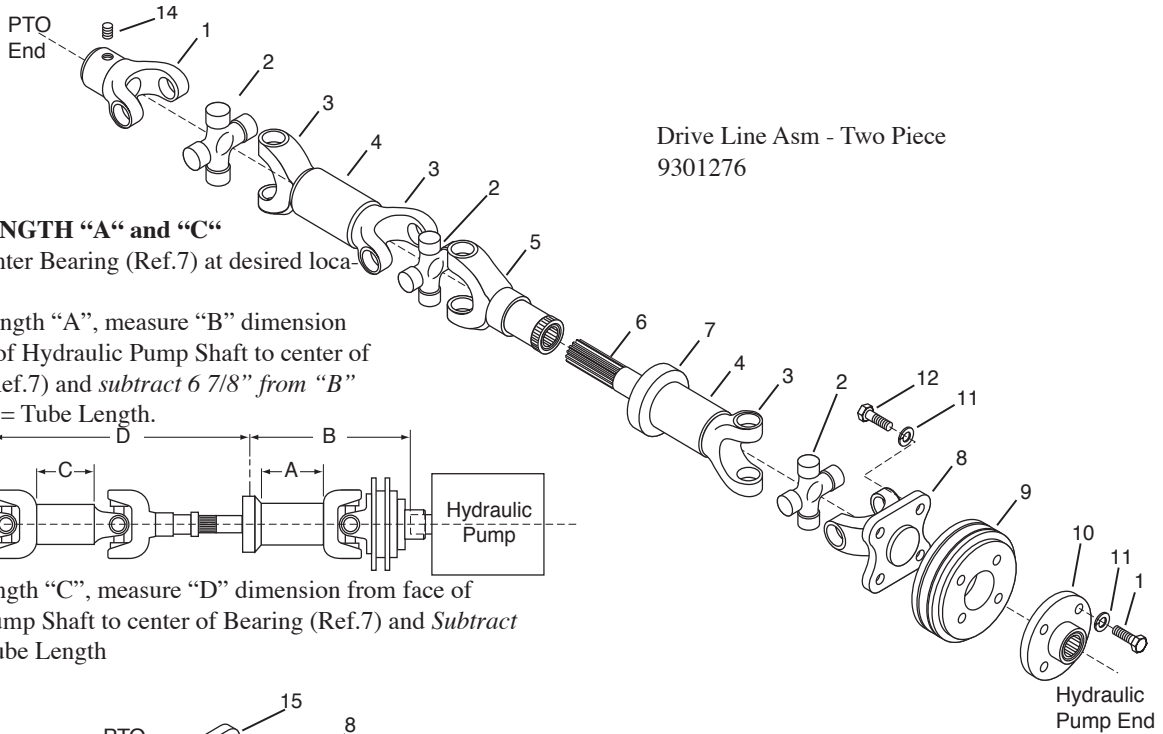
LH - Left Hand Pump Shown  
For RH Pump - Auxillary Pump Suction Hose (Ref.4)  
is on top and discharge to solenoid (Ref. 37) is on bottom.  
Ref. 33 - Main Pump:  
Disconnect "A" and connect to "B"  
Disconnect "B" and connect to "A".

## Hydrostatic Drive System - PTO Driven 90 Series Pump

REF	PART NO.	QTY	DESCRIPTION	REF	PART NO.	QTY	DESCRIPTION
1	6601135	2	Elbow-Hyd, 90, 16MP-16MJ	41	9250611	1	Hose Asm-LP, 12FJX-16FJX (Specify Length)
2	6601566	3	Hose End, 16-16FJX, ST	42	9250610	1	Hose Asm-HP (Specify Length)
3	6000792	3	Clamp-Hose, Worm Dr., 1.06 to 2	43	6603173	1	Motor-Motor-2.69 CI,w/Loop Flush
4	6601564	AR	Hose-Suction, 1" ID		6603219	1	Motor-Motor-2.1 CI,w/Loop Flush
5	0215915	1	Bushing-Pipe, 1.25 x 1.00 NPT	44	0180175	2	Screw-Hex,1/2NC x 1 1/4,Gr 5
6	6602214	1	Filter-Vacumn, 10 Micron	45	6600664	4	Hose End-8FJX, ST
	7420244	1	Replacement Element	46	6603043	2	Adapter-Hydr,St,08MJ-04BSPP
7	0219357	1	Nipple-1.25 x 2.00, CL	47	9410203	1	Adapter-Hydr,St,08MJ-08MB
8	0144066	1	Coupling-Pipe, 1.25 NPT	48	6602170	1	Elbow-Hyd, 45,08MJ-08MP
9	7420042	1	Indicator	49	9410281	2	Elbow-Hyd, 90,08FJX-08MJ
10	6602801	1	Filter-Return Line, 1.25 NPT	50	6602261	2	Elbow-Hyd, 90, 16MJ-16FL, 62
	7420244	1	Element-Filter, 10 Micron	51	0274253	2	"O" Ring Tube Fitting, 1.50
11	6600237	1	Switch-Thermo	52	9410233	1	Adapter-Hyd , ST, 16MB-16MJ
12	3321386	1	Tank Asm-Hyd, 12" x 55"	53	9410285	1	Elbow-Hyd, 90, 16FJX-16MJ
	3321905	1	Tank Asm-Hyd, 14" x 40"	54	6600880	1	Cooler-Oil
13	0219301	4	Plug-Pipe, SqHd, 0.75 NPT	55	0128003	2	Bushing-Pipe, 1.00 x 0.75NPT
14	6600224	1	Plug-Eyesite, Oil	56	0141621	2	Elbow-Pipe, 90, ST, 0.75NPT
15	3390605	1	Plate-Instruction, Oil Specifications	57	6600662	1	Hose-0.50
16	6500039	1	Thermometer-2" Dial, 9" Dual	58	3390716	1	Guard
17	3330026	1	Cap-Filler, Hydraulic Tank	59	6445090	1	Coupling
18	6000233	1	Gasket-2.18", Leather	60	3370323	1	Speed Pickup
19	6600223	1	Breather-Hydraulic Tank	61	6410079	1	Gearbox-Planetary
20	6600647	1	Hose End-12 x 12MP, ST, LPSP	62	6602624	2	Flange Kit-Split, 1", Code 62
21	6600648	3	Hose End-12 x 12FJX				
22	9402828	1	Elbow-Hyd, 45, 12MJ-12MP				
23	6600663	1	Hose End-08 x 08MP, ST, LPSP				
24	7215209	1	Gasket-B Pad				
25	3381296	1	Bracket Asm-Tank, Fuel, Hyd, 12", RH				
	3381560	1	Bracket Asm-Tank, Fuel, Hyd, 14", RH				
26	3381297	1	Bracket Asm-Tank, Fuel, Hyd, 12", LH				
	3381561	1	Bracket Asm-Tank, Fuel, Hyd, 14", LH				
27	6600646	2	Hose-Self Grip, 0.75 (Specify Length)				
28	6303119	1	Round-0.50 CR				
29	3321323	1	Support-Pump, 90 Series				
30	0120378	2	Nut-Hex, 0.50 NC				
31	0120384	2	Washer-Lock, 0.50				
32	3370185	1	Pump Stroker Cable Asm				
33	6603241	1	Pump-4.57, LH, Ele., A Pad				
	6603240	1	Pump-4.57, RH, Ele., A Pad				
	7010097	1	A Pad Asm-Comp. (6602754 & 6602755)				
	7010092	1	Seal Kit (All Pumps)				
	PD11584	1	Electronic Stroker (All Pumps)				
	7051172	1	Pilot Valve				
34	6602390	1	Pump-Aux, 0.68 CI, A Pad, Spline, LH				
	6602391	1	Pump-Aux, 0.68 CI, A Pad, Spline, RH				
	7420255	1	Seal Kit				
35	9410979	3	Elbow-Hyd, 90, 12MB-12MJ				
36	9410281	1	Elbow-Hyd, 90, 08FJX-08MJ				
37	9250612	1	Hose Asm-LP (Specify Length)				
38	6600903	1	Adapter-Hyd, ST, 08MJ-10MB				
39	6600662	1	Hose-Push Lock, 0.50 (SpecifyLength)				
40	6601812	1	Hose End, 16-12FJX, ST				

AR = As Required

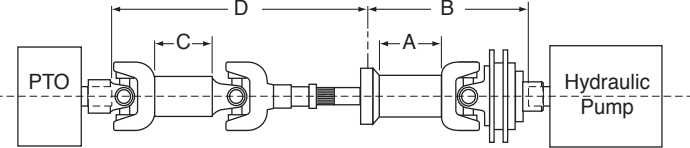
### Drive Line - PTO To Hydraulic Pump -Units with 42 Series Hydraulic Pumps



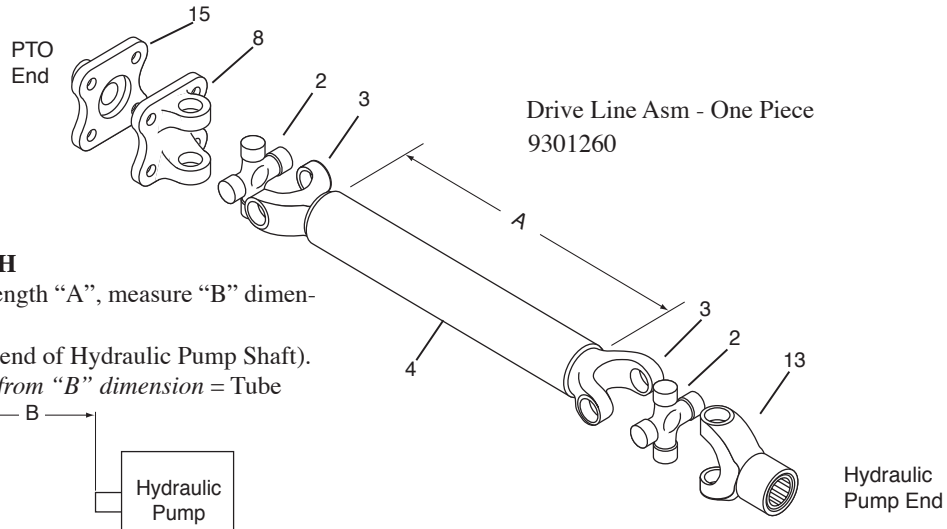
**TUBE LENGTH "A" and "C"**

Locate Center Bearing (Ref.7) at desired location.

For tube length "A", measure "B" dimension from face of Hydraulic Pump Shaft to center of Bearing (Ref.7) and *subtract 6 7/8"* from "B" dimension = Tube Length.

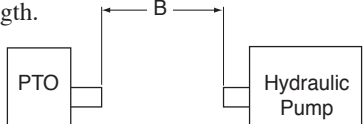


For Tube Length "C", measure "D" dimension from face of Hydraulic Pump Shaft to center of Bearing (Ref.7) and *Subtract 11 3/16"* = Tube Length



**TUBE LENGTH**

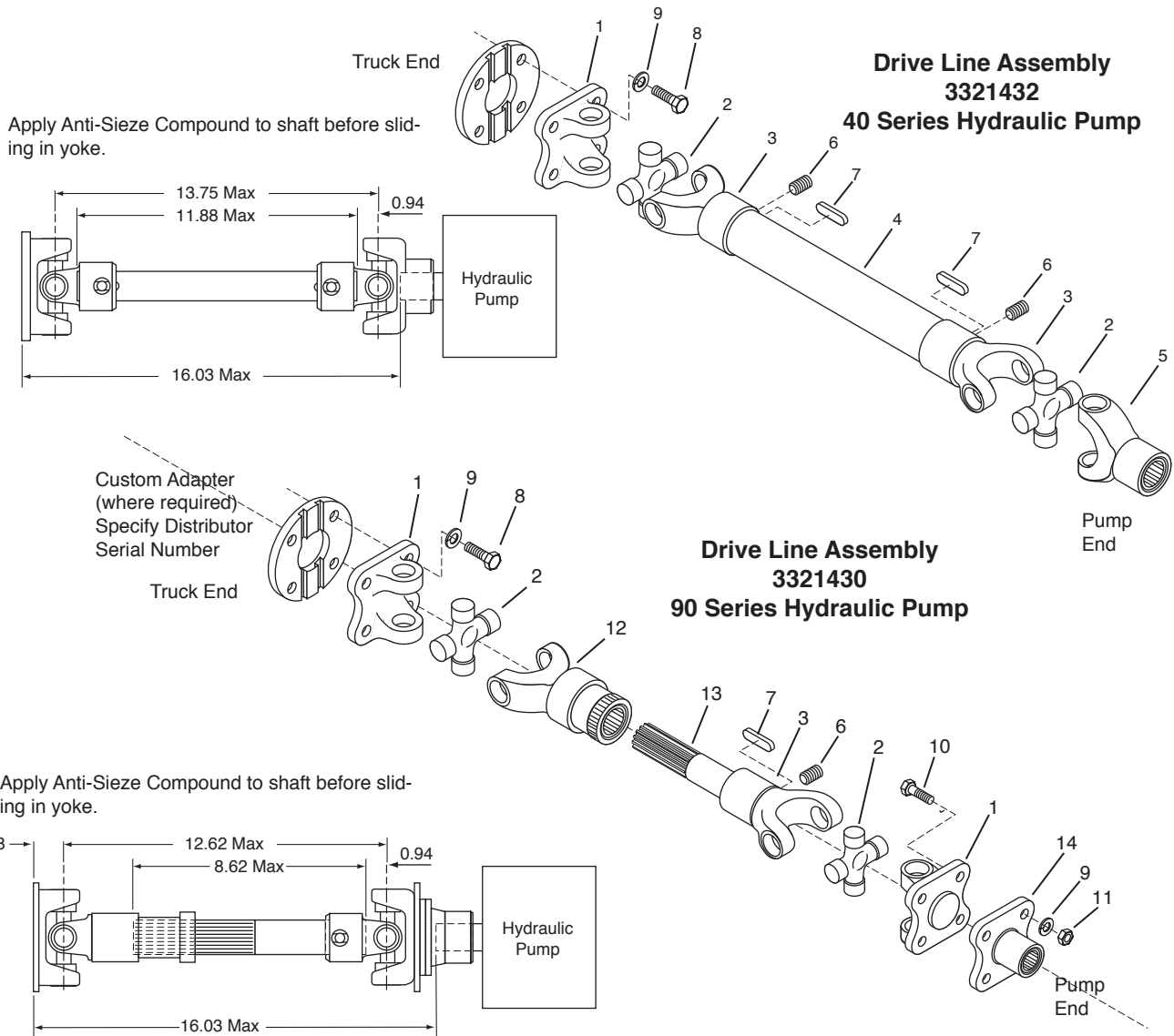
To obtain tube length "A", measure "B" dimension (end of PTO Shaft to end of Hydraulic Pump Shaft). *Subtract 6 3/8"* from "B" dimension = Tube Length.



REF	PART NO.	QTY	DESCRIPTION	REF	PART NO.	QTY	DESCRIPTION
1	6440170	1	Yoke-End	9	3321014	1	Pulley
2	3170013	AR	Journal & Bearing	10	6440206	1	Flange-Companion
3	6440164	AR	Yoke-Stub	11	0120382	8	Washer-Lock, 0.38
4	6303278	AR	Tubing-2"OD x 14GA(Specify Length)	12	0186679	12	Screw-Hex, 0.38NC x 1.25, GR8,PD
5	6440165	1	Yoke Asm	13	6440200	1	Fitting-Yoke
6	6440166	1	Shaft-Stub	14	6100284	1	Screw-Sock, 0.50NC x 0.50 Lg.
7	6440167	1	Bearing	15	6440213	1	Flange-Companion Rect 1.25 Dia 240
8	3170021	2	Yoke-Flange				

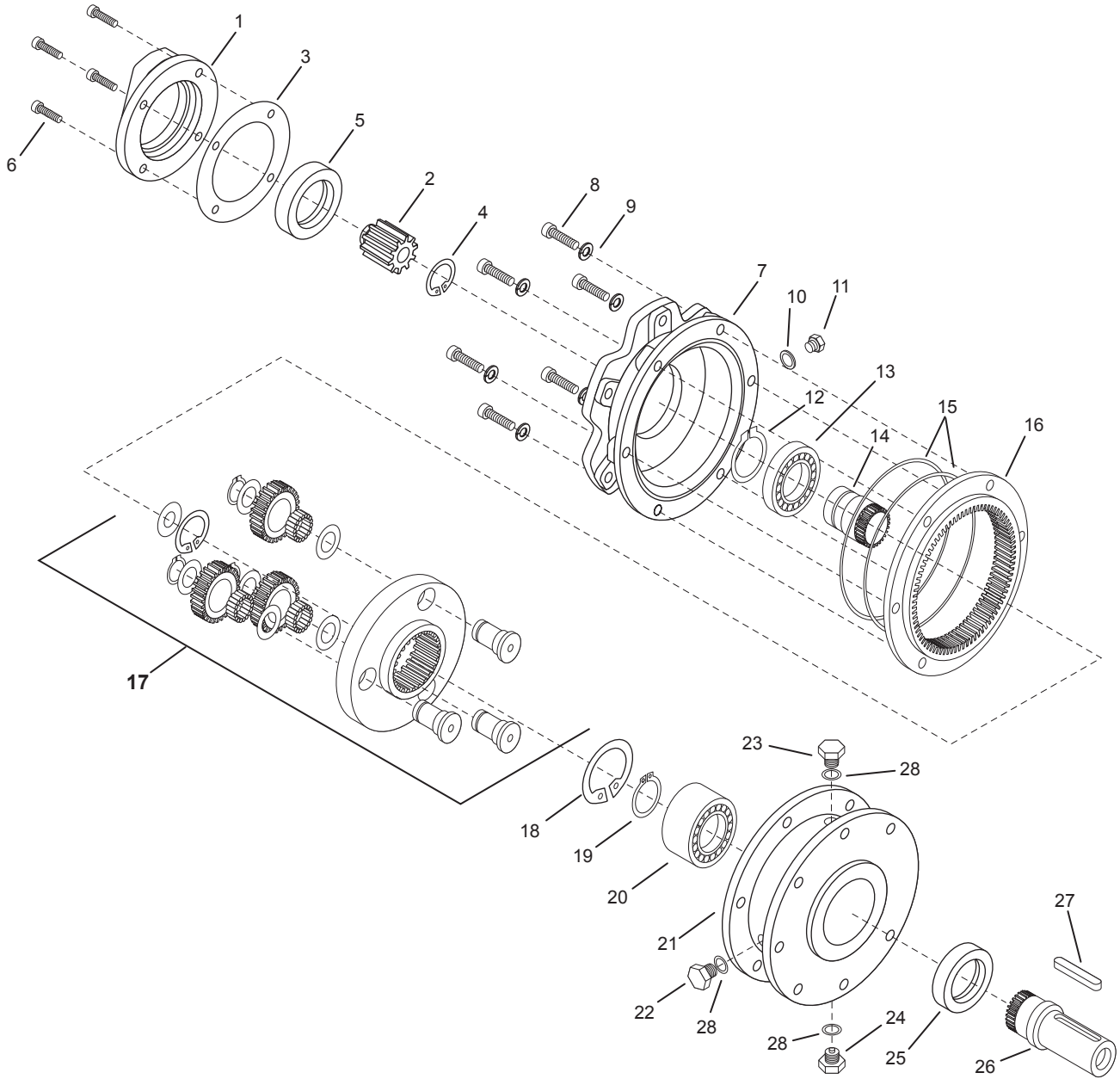
## Drive Line - PTO To Hydraulic Pump - GMC Trucks

### 42 Series and 90 Series Hydraulic Pumps



REF	PART NO.	QTY	DESCRIPTION	REF	PART NO.	QTY	DESCRIPTION
1	3170021	AR	Yoke-Flange	9	0120382	AR	Washer-Lock, 0.38
2	3170013	2	Journal & Bearing Kit	10	0186679	4	Screw-Hex, 0.38NC x 1.25, GR8,PD
3	6440170	AR	End Yoke-1.25" Bore	11	0120377	4	Nut-Hex, 0.38NC,PD
4	3321431	1	Shaft (40 Series)	12	6440165	1	Yoke Asm, Splined
5	6440200	1	End Yoke, Splined	13	3321429	1	Shaft (90 Series)
6	0102615	AR	Screw-Sock, 0.50NC x 0.50Lg, Cup Pt.	14	6440162	1	Flange Companion, Tapered
7	6000161	AR	Key-0.31 x 0.31 x 1.50 Lg.				
8	0454904	4	Screw-Hex, 0.38NC x 0.75, GR8,PD				AR = As Required

**Planetary Gearbox - Asphalt Pump**

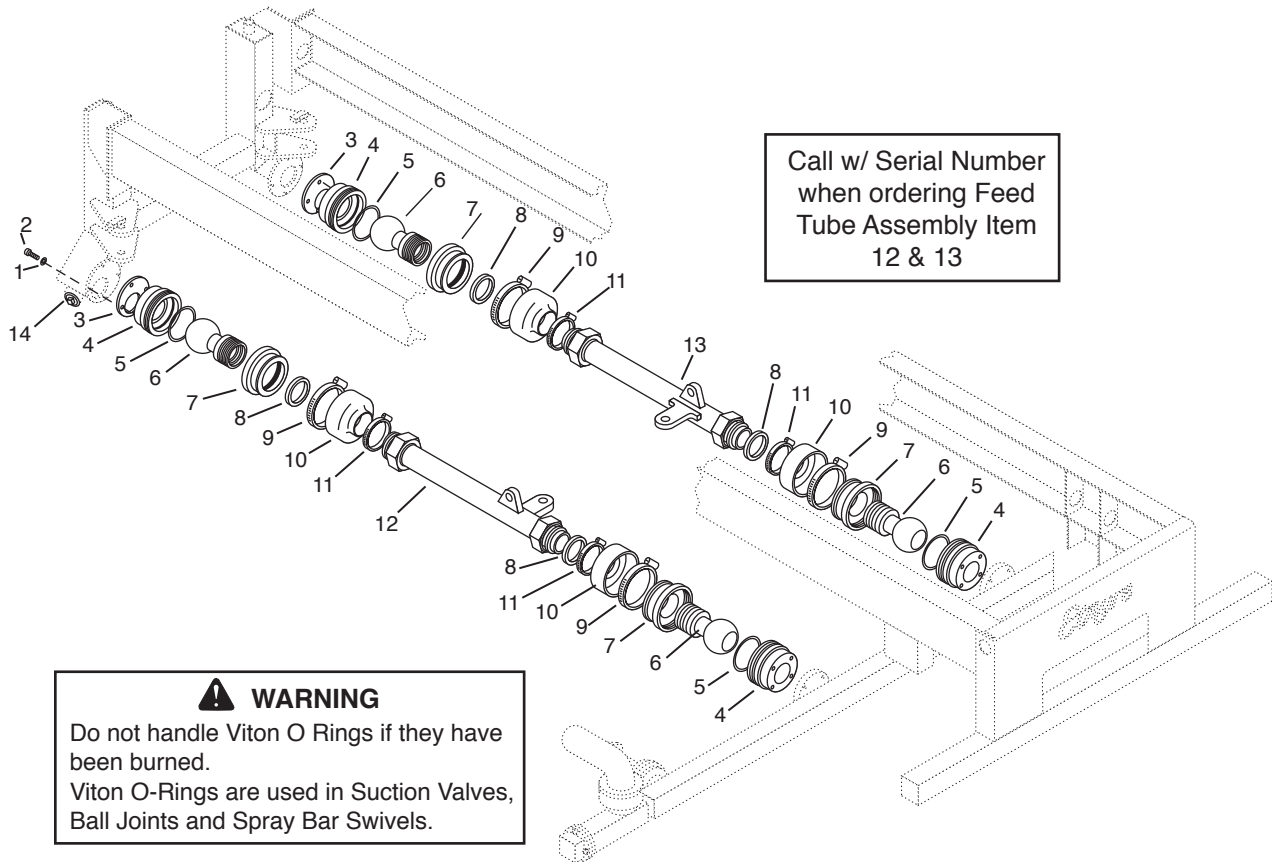


REF	PART NO.	QTY	DESCRIPTION	REF	PART NO.	QTY	DESCRIPTION
1	7050310	1	Flange-SAE B	16	7050299	1	Ring Gear
2	7050311	1	Adapter-13T Spline	17	7050295	1	Planetary Gear Assembly
3	7050312	1	Gasket-Input		7050760	1	Seal Kit (Includes Ref #'s 3-5, 10, 12, 15, 18, 19, 25, 28)
4	7050313	1	Snap Ring-50mm	18	7050284	1	Snap Ring-80mm
5	7050314	1	Lip Seal-60x85x10	19	7050285	1	Snap Ring-40mm
6	7050315	4	Bolt-Socket Hd,M12x30	20	7050282	1	Bearing
7	7050305	1	Flange-Input	21	7050280	1	Case-Output End
8	7050306	6	Bolt-Socket Hd,M8x45	22	7050289	1	Plug-Oil Level
9	7050307	6	Washer	23	7050287	1	Plug-Vent
10	7050308	1	Washer	24	7050288	1	Plug-Magnetic
11	7050309	1	Plug	25	7050283	1	Seal-Oil
12	7050292	1	Snap Ring-60mm	26	7050281	1	Shaft-Output
13	7050291	1	Bearing	27	7050286	1	Key-3/8x3/8x3
14	7050301	1	Pinion	28	7050290	1	Washer
15	7050293	2	O Ring				

## Spray Bar Feed Lines

For Use w/ Drop Tube 3342053 thru May 2005

For Use w/ Drop Tube 3311936 from June 2005



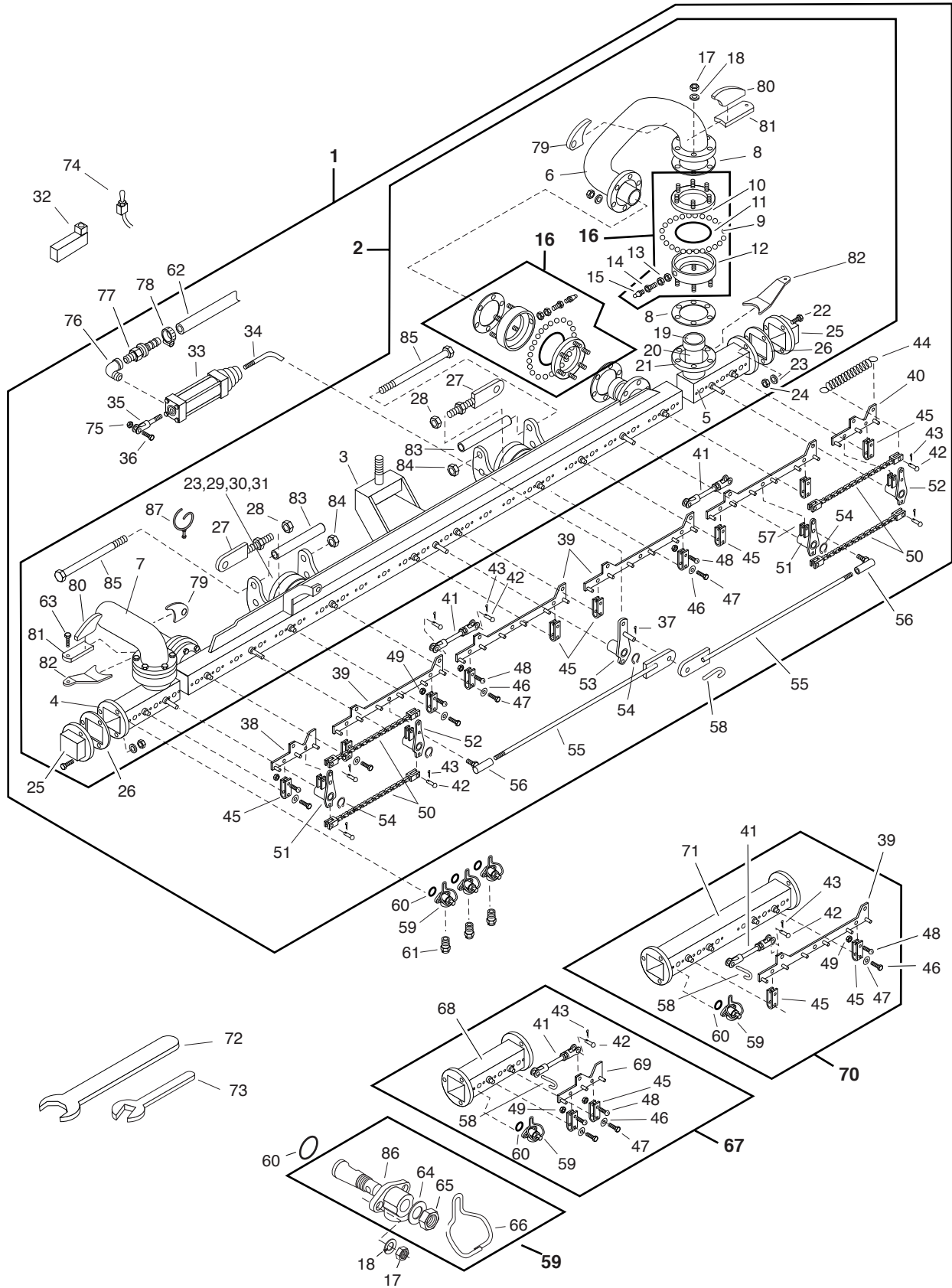
SPRAY SYSTEM

REF	PART NO.	QTY	DESCRIPTION	REF	PART NO.	QTY	DESCRIPTION
1	0120382	26	LockWasher, 0.38	12	3353061	1	Feed Tube Asm-Lt-for 3342053 Drop Tube -call with Serial Number
2	0426370	8	Screw-Sock, 0.38NC x 1.00, PD		3353607	1	Feed Tube Asm-Lt-for 3311936 Drop Tube -call with Serial Number
3	3352614	2	Ball Nut Gasket		3353796	1	Feed Tube Asm-Lt, Serial Number S4605 and up
4	3352610	4	Ball Case	13	3353062	1	Feed Tube Asm-Rt-for 3342053 Drop Tube -call with Serial Number
5	6602670	4	O Ring		3353608	1	Feed Tube Asm-Rt-for 3311936 Drop Tube -call with Serial Number
6	3361253	4	Ball		3353797	1	Feed Tube Asm-Rt, Serial Number S4605 and up
7	3352611	4	Ball Nut	14	0219307	2	Plug-Pipe, SqHd, 1.50NPT, PN
8	6602235	4	Gasket, 2.75 x 3.13 x 3/32, Brass		7050756	1	Repair Kit-Dist. Line, (4) Req'd per Unit (Includes Ref #'s 3, 5, 8-11)
9	6000872	4	Hose Clamp				
10	3352859	4	Boot				
	7050807	4	Velcro-Boot				
11	6000088	4	Hose Clamp, 2.50-3.50				



# Spray Bar Assembly - Gang On/Off Spray Control

SPRAY SYSTEM

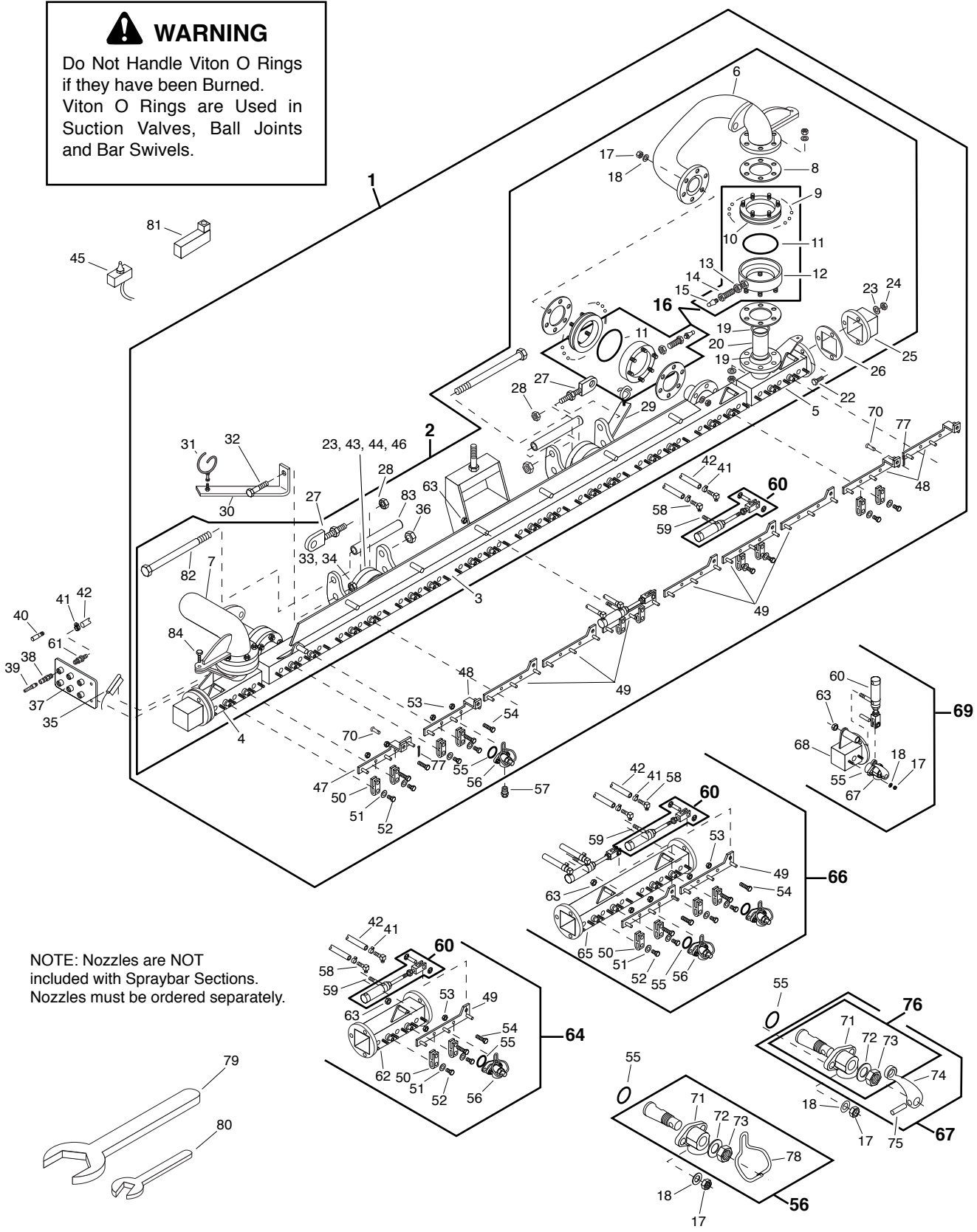


## Spray Bar Assembly Gang On/Off Spray Control

REF	PART NO.	QTY	DESCRIPTION	REF	PART NO.	QTY	DESCRIPTION
1	3353206	1	Spraybar Asm - 10' <i>(Includes Assemblies 2 &amp; 16, &amp; Ref #'s 33-58, 62, 75-78)</i>	51	3352812	2	Toggle Asm, RT
2	3353204	1	Weld Asm - 10' <i>(Includes Assembly 16, &amp; Ref #'s 3-8, 17-31, 79-86)</i>	52	3352811	2	Toggle Asm, LT
3	3353205	1	Tube Asm - 8'	53	3352844	1	Toggle Asm
4	3353218	1	Stub Wing Asm - 1', LH	54	6000571	5	Retaining Ring
5	3353219	1	Stub Wing Asm - 1', RH	55	3352858	2	Rod Asm
6	3353124	1	Hinge Asm, RH	56	6100126	2	Balljoint, 0.44 NC
7	3353123	1	Hinge Asm, LH	57	9413947	2	Lock Nut, 0.44 NC, EA, PD
8	3352615	8	Gasket	58	3350708	1	Pull Pin
9	6000290	47*	Steel Balls	59	3352743	30	Flip Valve Asm <i>(Includes Ref 64-66, 86)</i>
10	3352605	1*	Plate Asm, Outlet	60	6602895	30	O-Ring
11	6602669	1*	O Ring, 5.5 OD x 0.25	61		AR	Nozzle-See Spray Bar Nozzle Chart for Part No.
12	3352607	1*	Plate Asm, Inlet	62	6600324	AR	Hose-0.38 Per Ft
13	0272123	1*	Nut-Jam, 0.44NF, PD	63	0121913	1	Screw-Hex, 0.25NC x 1.25, GR2, PD
14	2740371	1*	Grease Fitting	64	3351620	1	Washer
15	9411027	1*	Grease Zerk	65	6100246	1	Nut-Jam, Lock , 0.50NF
16	7230219	4	Swivel Asm <i>(Includes Ref #'s 10-15)</i>	66	3352483	1	Flip Lever
	7050801	1	Overhaul Kit	67	7230224	1	Bar Extension - 1' <i>(Includes Ref #'s 41-43,45-49, 58-60, 68,69)</i>
17	0120376	108	Nut, 0.31NC, PD	68	3352728	1	Tube Asm -1'
18	0120214	108	Lock Washer, 0.31, Spring, PD	69	3352751	1	Control Bar Asm - 1'
19	3352245	1	Part of Item 4 & 5	70	7230225	1	Bar Extension - 2' <i>(Includes Ref #'s 39,41-43, 45-49, 58 60,71)</i>
20	3352595	1	Part of Item 4 & 5	71	3352741	1	Tube Asm-2'
21	3352810	1	Part of Item 4 & 5	72	3380079	1	Union Wrench - 2"
22	0180124	6	Screw, 0.38NC x 1.25, GR2, PD	73	6000376	1	#5 Armstrong Wrench
23	0120382	14	Lock Washer. 0.38, Spring, PD	74	6701976	1	Toggle Switch, DPDT, DRY CI
24	0120377	6	Nut, 0.38NC, PD	75	9413947	1	Lock Nut, 0.44NC, EA, PD
25	3352624	2	End Cap Asm	76	0105423	2	Elbow-Pipe, 90, ST, 0.25NPT
26	3352592	2	Gasket	77	6600305	2	Hose End-06 x 04MP, ST, LPSP
27	3352591	2	Rod End Asm	78	6000087	2	Hose Clamp-0.56 to 1.06
28	0220088	4	Nut-1"	79	3352387	2	Lug Asm-Spraybar Wing Raise
29	3352610	2	Ball Case	80	3352756	2	Gusset-Breakaway Arm, Spraybar
30	3352614	2	Gasket	81	3352685	2	Bracket-Relieving Device, Spraybar
31	0426370	8	Allen Head Bolt, 0.38NC x 1.00	82	3352260	2	Brace-Relieving Device, Spraybar
32	6604037	AR	Air Valve, 2 Pos, 4 Way, 12 VDC	83	3353132	2	Tube-Bar Latch
	6604038	AR	Coil	84	6100610	2	Nut-Hex, Lock 1/2NC
	7420231	AR	Gasket	85	9411727	2	Cap Screw-1/2UNC x 10.75, GR5
	PD10680	AR	Repair Kit	86	*****	1	Body - Part of Ref 59, Not Sold Separately
33	3360795	1	Cylinder Asm	87	3380529	AR	Hose Ring Asm, 3.25"
	7420220	1	Repair Kit		3380721	AR	Hose Ring Asm, 2.25"
34	3320411	1	Connecting Link				
35	6600296	1	Yoke				
36	0180151	1	Screw-Hex, 0.44NC x 1.75, GR5, PD				
37	0137185	1	Cotter Pin. 0.12 x 1.00, PD				
38	3352758	1	Control Bar Asm - 1' Section				
39	3352750	4	Control Bar Asm - Center				
40	3352799	1	Control Bar Asm - 1' Section				AR = As Required
41	3350567	2	Adjusting Link Asm				* Quantity Per Swivel
42	6000397	16	Rivet-Rd Hd, 0.25 x 0.88, Drilled				
43	0103374	16	Cotter Pin, 0.09 x 1.00, PD				
44	6001146	1	Extension Spring, 0.75 OD x 4.00				NOTE: Spray Nozzles are NOT included with spray bar sections. Nozzles must be ordered separately
45	7230430	10	Guide Lever Asm				
46	0120388	10	Flat Washer, 0.38				
47	0121852	10	Screw, 0.38NC x 0.50 GR2, PD				
48	0133046	10	Machine Screw, 0.25 x 0.88, PD				
49	9410346	10	Lock Nut, 0.25NC, EA, PD				
50	3352476	4	Chain Asm				

## Spray Bar Assembly - Spray Controlled in 1' Increments - Frame Mounted Air Valves

**⚠ WARNING**  
Do Not Handle Viton O Rings if they have been Burned.  
Viton O Rings are Used in Suction Valves, Ball Joints and Bar Swivels.



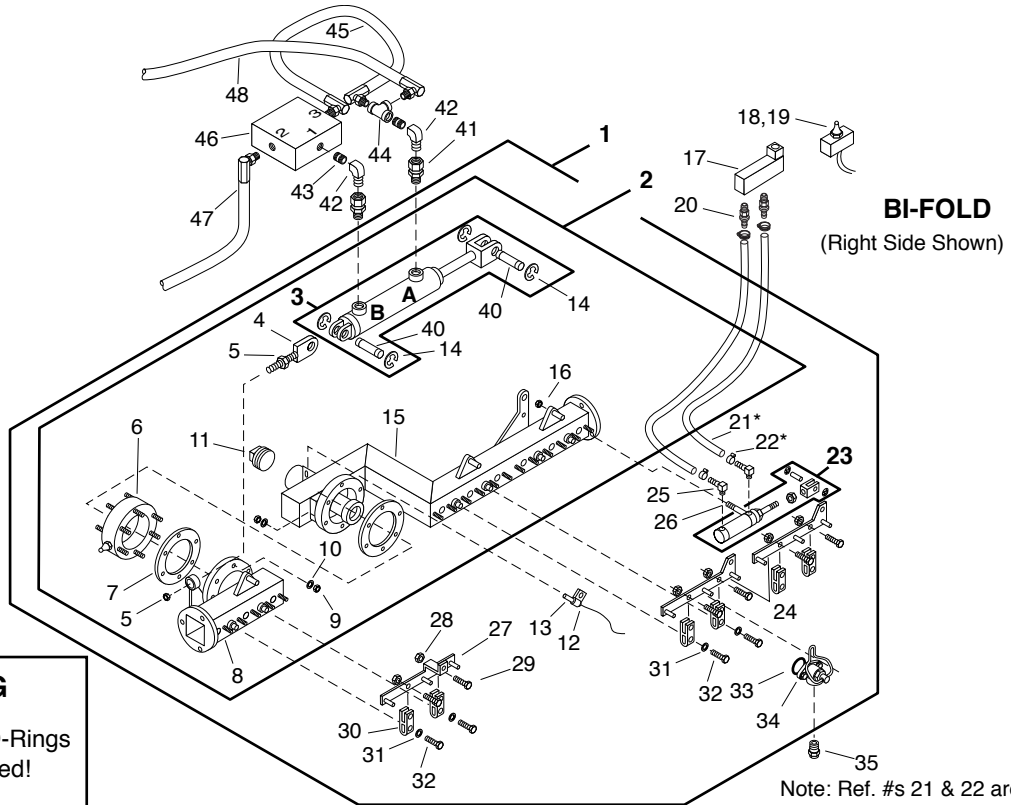
## Spray Bar Assembly

### Spray Controlled in 1' increments - Frame Mounted Air Valves

REF	PART NO.	QTY	DESCRIPTION	REF	PART NO.	QTY	DESCRIPTION	
1	3353129	1	Spraybar 10' Asm, 1' Increments <i>(Includes Assemblies 2 &amp; 16, &amp; Ref #'s 30-32, 41, 42, 47-56, 58-60, 70, 77)</i>	53	9413946	18	Lock Nut, 0.25NC ,EA, PD	
2	3353335	1	Spraybar 10' Weldment <i>(Includes Assembly 16, &amp; Ref #'s 3-8, 17-20, 22-29, 33, 34, 36, 43, 44, 46, 63, 82-84)</i>	54	0133046	18	Machine Screw, 0.25 x 0.88, PD	
3	3353130	1	Center 8' Weldment	55	6602895	30	O-Ring	
4	3353136	1	LH - 1' Stub Wing Asm	56	3352743	30	Flip Valve Asm <i>(Includes Ref #'s 71-73,78)</i>	
5	3353134	1	RH - 1' Stub Wing Asm	57		AR	Nozzle----- See Spray Bar Nozzle Chart on P.42 for Part No.	
6	3353124	1	RH Hinge Asm	58	6602242	20	Hose End, 0.19 Hose x 0.12MPT,90	
7	3353123	1	LH Hinge Asm	59	6100280	10	Eye Bolt, 0.31 x 2.5, PN	
8	3352615	8	Gasket	60	6601768	10	Air Cylinder, 1.06 x 2.00	
9	6000290	47	0.38 Steel Balls		6602339	1	Rod Clevis	
10	3352605	1	Plate Asm Outlet, 3.5 Swivel	61	6602241	20	Hose End, 0.19 Hose x 0.12MPT, ST	
11	6602669	1	O Ring, 5.5 OD x 0.25	62	3352693	1	Bar Asm - 1' Extension	
12	3352607	1	Plate Asm, Inlet, 3.5 Swivel	63	9411638	10	Locknut, 0.31NC, EA, PD	
13	0272123	1	Nut-Jam, 0.44NF, PD	64	7230378	AR	Spraybar Ext. 1', W/Air Vlvs 6604037 <i>(Includes Ref #'s 41, 42, 49-56, 58-60, 62,63)</i>	
14	2740371	1	Grease Fitting		7230231	AR	Spraybar Ext. 1', W/O Vlvs <i>(Includes Ref #'s 41, 42, 49-56, 58-60, 62, 63)</i>	
15	9411027	1	Grease Zerk	65	3352697	1	Bar Asm - 2' Extension	
16	7230219	4	Swivel Asm <i>(Includes Ref #'s 9-15)</i>	66	7230379	AR	Spraybar Ext. 2', W/Air Vlvs 6604037 <i>(Includes Ref #'s 41, 42, 49-56, 58-60, 63,65)</i>	
	7050801	1	Overhaul Kit		7230230	AR	Spraybar Ext. 2', W/O Vlvs <i>(Includes Ref #'s 41, 42, 49-56, 58-60, 63, 65)</i>	
17	0120376	108	Nut, 0.31NC, PD	67	3352731	1	Valve & Lever Asm - RH <i>(Includes Assembly 76, &amp; Ref #'s 74, 75)</i>	
18	0120214	108	Lock Washer, 0.31, Spring, PD		3352740	1	Valve & Lever Asm - LH <i>(Includes Assembly 76, &amp; Ref #'s 74, 75)</i>	
19	3352245	1	Part Of Item 4 & 5	68	3352732	1	Tube Asm - RH	
20	3352595	1	Part Of Item 4 & 5		3352735	1	Tube Asm -LH	
21	3352810	1	Part Of Item 4 & 5	69	3352733	1	Marker Asm - RH <i>(Includes Ref #'s 17, 18, 55, 60, 63, 67, 68)</i>	
22	0180124	6	Screw, 0.38NC x 1.50, GR2, PD		3352734	1	Marker Asm - LH <i>(Includes Ref #'s 17, 18, 55, 60, 63, 67, 68)</i>	
23	0120382	14	Lock Washer, 0.38, Spring, PD	70	6000397	2	Rivet-RdHd, 0.25 x 0.88, Drilled	
24	0120377	6	Nut, 0.38NC PD	71		Part of Asm 56&76	1	Body
25	3352624	2	End Cap Asm	72	3351620	1	Washer	
26	3352592	2	Gasket	73	6100246	1	Jam Lock Nut, 0.50NF	
27	3352591	2	Rod End Asm	74	3350455	1	Lever	
28	0220088	4	Nut-1"	75	0443139	1	Grooved Pin, 0.16 x 0.75, E, PD	
29	3352854	1	Hose Hook Bracket, RH	76	3352730	1	Valve Asm - RH <i>(Includes Ref #'s 71-73)</i>	
30	3352855	1	Hose Hook Bracket, LH		3352736	1	Valve Asm - LH <i>(Includes Ref #'s 71-73)</i>	
31	3380529	AR	Hose Ring Asm, 3.25"	77	0103374	2	Cotter Pin, 0.09 x 1.00, PD	
	3380721	AR	Hose Ring Asm, 2.25"	78	3352483	1	Flip Lever	
32	0122433	2	Screw, 0.50NC x 1.50, GR2, PD	79	3380079	1	Union Wrench - 2"	
33	0120378	2	Nut, 0.50NC, PD	80	6000376	1	#5 Armstrong Wrench	
34	0120384	2	Lock Washer, 0.50, Spring, PD	81	6604037	AR	Air Valve, 2 Pos, 4 Way, 12 VDC	
35	6702533	2	Mercury Switch		6604038	AR	Coil	
36	9411727	2	Nut-Hex, Lock 1/2NC		7420231	AR	Gasket	
37	3361231	2	Bracket Asm (6)		PD10680	AR	Repair Kit	
	3361226	2	Bracket Asm (12)		6601456	AR	End Plate Kit	
38	6602243	AR	Quick Coupler, Mini, 0.12MPT	82	6100610	2	Cap Screw-1/2UNC x 10.75, Gr 5	
39	6602244	AR	Nipple, 0.19	83	3353132	2	Tube-Bar Latch	
40	3353302	AR	Dummy Plug	84	0121913	1	Screw-Hex, 0.25NC x 1.25, GR2, PD	
41	6001005	20	Hose Clamp, Screw Type, M5	<b>NOTE:</b> Nozzles are NOT included with Spraybar Sections Nozzles must be ordered separately.				
42	6309255	AR	Hose, 0.19 ID/Ft.					
43	3352610	2	Ball Case					
44	3352614	2	Gasket					
45	6703151	1	Toggle Switch, DPDT					
46	0426370	8	Allen Head Bolt, 0.38NC x 1.00					
47	3352753	1	Buss Bar Asm, Left End					
48	3352581	3	Buss Bar Asm, RT Hinge Section					
49	3352754	6	Buss Bar Asm					
50	7230430	20	Guide Lever Asm					
51	0120388	20	Flat Washer, 0.38					
52	0121852	20	Screw, 0.38NC x 0.50, GR2, PD					

SPRAY SYSTEM

### Spray Bar Assembly - Multiple Folding Wings



**BI-FOLD**  
(Right Side Shown)

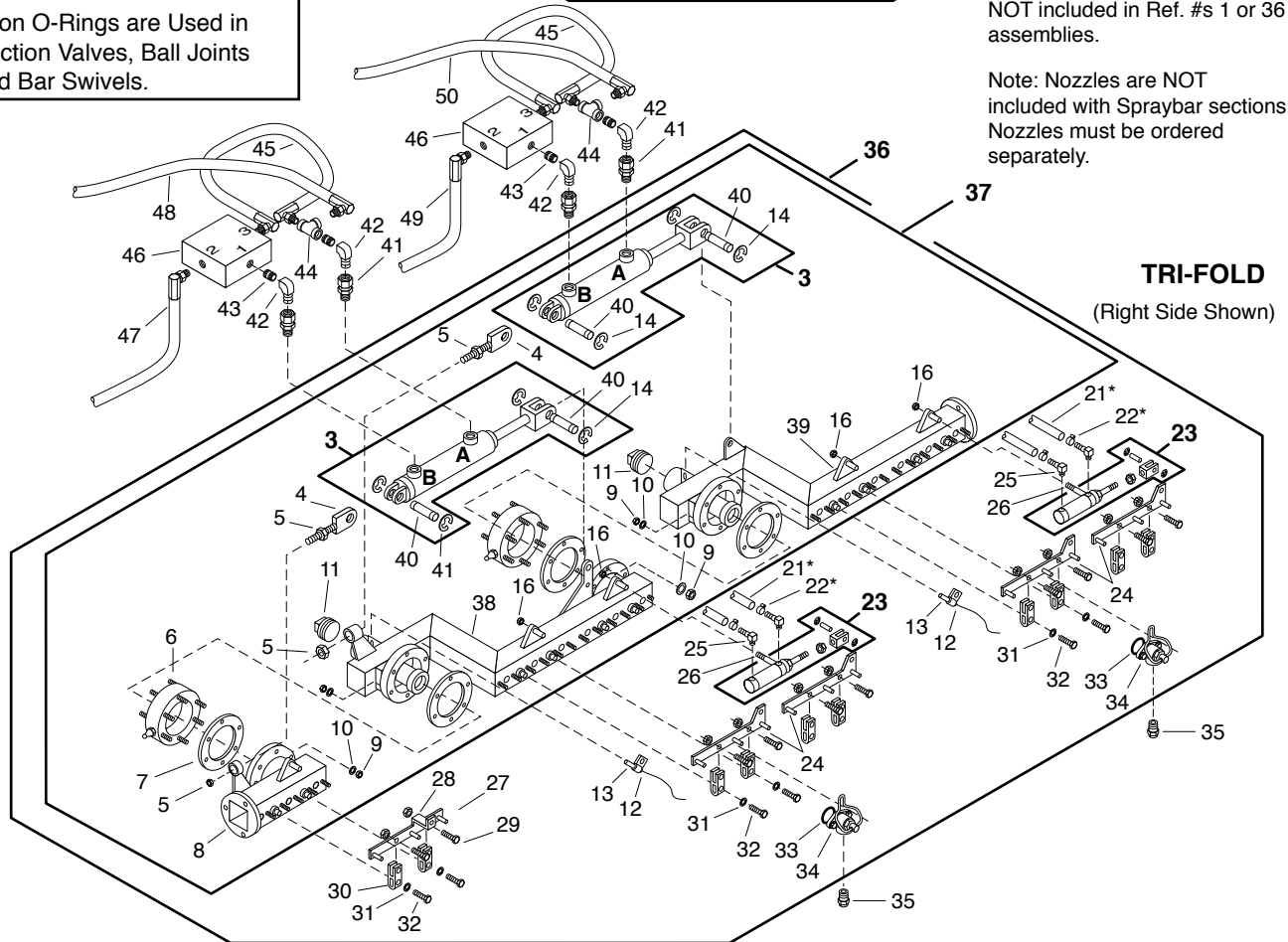
**WARNING**

Do Not Handle Viton O-Rings if they have been Burned!

Viton O-Rings are Used in Suction Valves, Ball Joints and Bar Swivels.

Note: Ref. #s 21 & 22 are NOT included in Ref. #s 1 or 36 assemblies.

Note: Nozzles are NOT included with Spraybar sections. Nozzles must be ordered separately.



**TRI-FOLD**  
(Right Side Shown)

## Spray Bar Assembly Multiple Folding Wings

REF	PART NO.	QTY	DESCRIPTION	REF	PART NO.	QTY	DESCRIPTION
1	7230389	1	Bi-Fold Complete, RH <i>(Includes Assemblies 2 &amp; 3, &amp; Ref #'s 12, 13, 23-34)</i>	30	7230430	AR	Guide Lever Asm
	7230390	1	Bi-Fold Complete, LH <i>(Includes Assemblies 2 &amp; 3, &amp; Ref #'s 12, 13, 23-34)</i>	31	0120388	AR	Flat Washer-0.38
2	3353285	1	Bi-Fold Bare, RH <i>(Includes Assembly 3, &amp; Ref #'s 4-11, 15, 16)</i>	32	0121852	AR	Screw-0.38NC x 0.50
	3353286	1	Bi-Fold Bare, LH <i>(Includes Assembly 3, &amp; Ref #'s 4-11, 15, 16)</i>	33	6602895	AR	O-Ring
3	6602011	AR	Hyd Cylinder-1.50 x 8.00 <i>(Includes Ref #'s 14, 40)</i>	34	3352743	AR	Flip Valve Asm
	7420232	1	Seal Kit	35		AR	Nozzle----- See Spray Bar Nozzle Chart on P.42 for Part No.
	7420276	1	Repair Kit	36	7230397	1	Tri-Fold Complete, RH <i>(Includes Assemblies 3 &amp; 37, &amp; Ref #'s 12, 13, 23-34)</i>
4	3352627	AR	Cylinder Mtg Asm (Thru S/N 3771)		7230398	1	Tri-Fold Complete, LH <i>(Includes Assemblies 3 &amp; 37, &amp; Ref #'s 12, 13, 23-34)</i>
	3353562	AR	Cylinder Mtg Asm (From S/N 3772)	37	3353283	1	Tri-Fold, Bare Complete, RH <i>(Includes Assembly 3, &amp; Ref #'s 4-11, 16, 38, 39)</i>
5	0426897	AR	Nut-Jam, 0.75NC (Thru S/N 3771)		3353282	1	Tri-Fold, Bare Complete, LH <i>(Includes Assembly 3, &amp; Ref #'s 4-11, 16, 38, 39)</i>
	9416331	AR	Nut-Jam, 1" NC (From S/N 3772)	38	3352648	1	Inner Wing, 2', RH (Thru S/N 3771)
6	7230219	AR	Swivel Asm		3352645	1	Inner Wing, 2', LH (Thru S/N 3771)
7	3352615	AR	Gasket		3353571	1	Inner Wing, 2', RH (From S/N 3772)
8	3352646	1	Wing Bare-1', LH (Thru S/N 3771)		3353570	1	Inner Wing, 2', LH (From S/N 3772)
	3352649	1	Wing Bare-1', RH (Thru S/N 3771)	39	3353278	1	Outer Wing, Bare - 2', RH
	3353567	1	Wing Bare-1', LH (From S/N 3772)		3353279	1	Outer Wing, Bare - 2', LH
	3353572	1	Wing Bare-1', RH (From S/N 3772)	40	7420278	2	Pin
9	0120376	AR	Nut-0.31NC	41	9409286	AR	Adapter-Hyd,St,04FP-06MB
10	0120214	AR	Lock Washer-0.31	42	0454109	AR	Elbow-Auto,90,04FP-04MP
11	0219309	AR	Pipe Plug, SqHd, 2.00NPT	43	6200891	AR	Nipple-Pipe,Sch 80,1/4 x 7/8
12	3370278	AR	Harness Asm-Mercury Switch	44	0105417	AR	Tee-Pipe, 1/4 NPT, PN
13	6702533	AR	Mercury Switch	45	3361687	AR	Hose Asm-04 x 16.5,4MPX90-4MPX90
14	7420279	4	Snap Ring	46	6601828	AR	Valve-Check, Pilot Operated, 1/4"
15	3352644	1	Outer Wing Bare-2', LH	47	3361215	AR	Hose Asm-RH, Inner Wing, "B" Port
	3352647	1	Outer Wing Bare-2', RH		3361217	AR	Hose Asm-LH, Inner Wing, "B" Port
16	9411638	AR	Lock Nut-0.31NC	48	3361214	AR	Hose Asm-RH, Inner Wing, "A" Port
17	6604037	AR	Air Valve, 2 Pos, 4 Way, 12 VDC		3361216	AR	Hose Asm-LH, Inner Wing, "A" Port
	6604038	AR	Coil	49	3361681	AR	Hose Asm-RH, Outer Wing, "B" Port
	7420231	AR	Gasket		3361683	AR	Hose Asm-LH, Outer Wing, "B" Port
	PD10680	AR	Repair Kit	50	3361680	AR	Hose Asm-RH, Outer Wing, "A" Port
18	6703151	AR	Toggle Switch, DPDT (1/ft of bar)		3361682	AR	Hose Asm-LH, Outer Wing, "A" Port
19	6701897	AR	Switch-Toggle, DPDT, 3 Pos, MOM <i>(1/folding section)</i>				*Note: Ref. 21 & 22 are NOT included in assemblies Ref. 1 or 36
20	6602575	AR	Hose End-03 x 04MP				AR = As Required
21*	6309255	AR	Hose-0.19 ID/Ft.				
22*	6001005	AR	Hose Clamp, Screw Type, M5				
23	6601768	AR	Air Cylinder, 1.06 x 2.00				
	6602339	1	Clevis-Rod				
24	3352754	AR	Buss Bar Asm				
25	6602242	AR	Hose End-0.19 Hose x 0.12MPT, 90				
26	6100280	AR	Eye Bolt-0.31 x 2.50				
27	3352753	1	Buss Bar Asm (Used on LT Side Only)				
	3352581	1	Buss Bar Asm (Used on RT. Side Only)				
28	9413946	AR	Lock Nut-0.25NC				
29	0133046	AR	Machine Screw, 0.25 x 0.88				

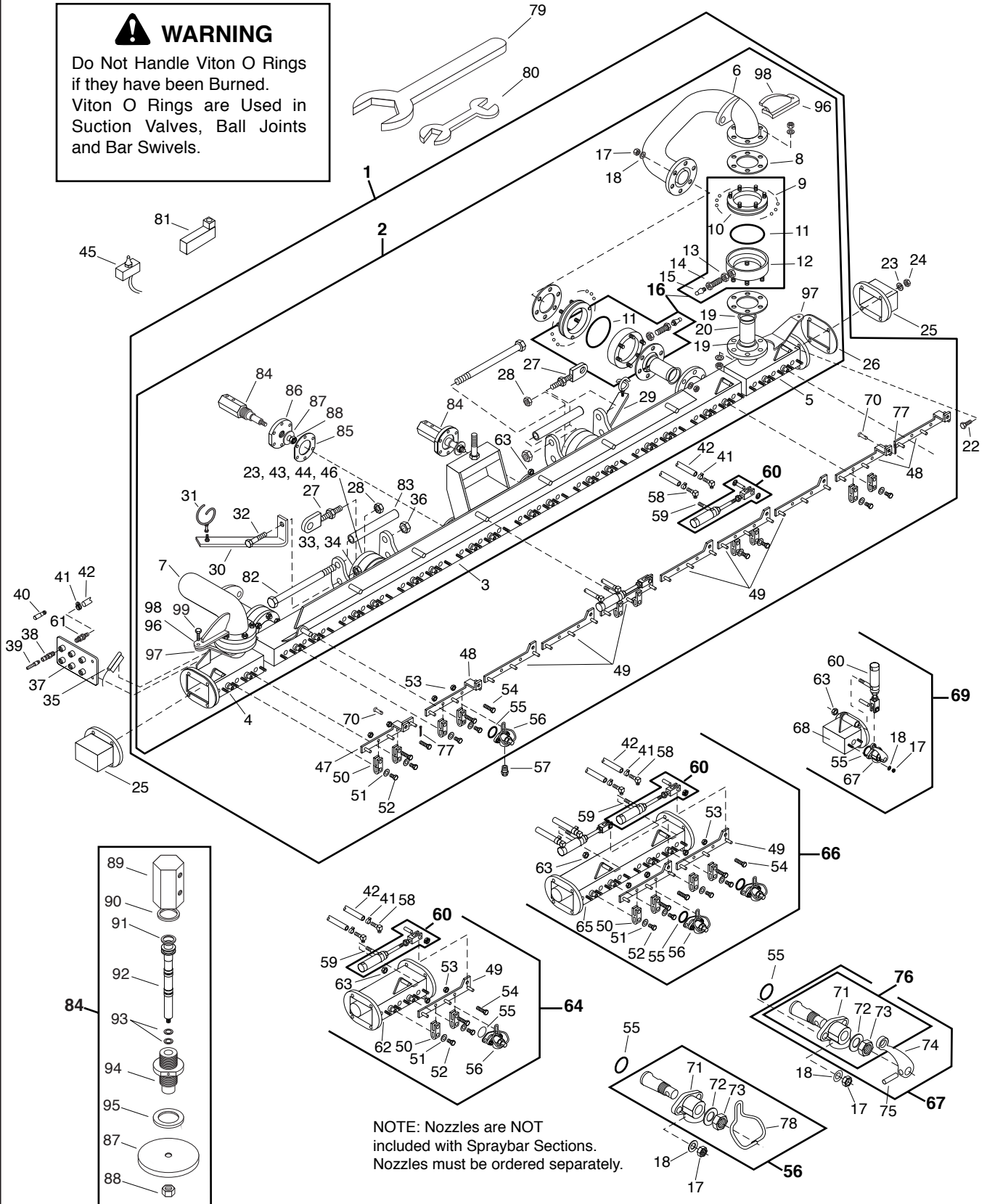
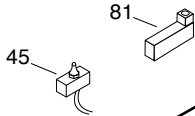
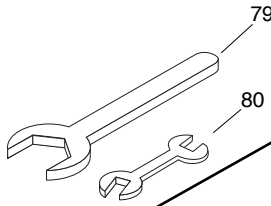
For Wiring Harness Required,  
Refer to Wiring Schematic 9302346  
In the ELECTRICAL Section

## Spray Bar Assembly - 5 x 3 Big Bar- Spray Controlled in 1' Increments - Frame Mounted Air Valves



### WARNING

Do Not Handle Viton O Rings if they have been Burned.  
Viton O Rings are Used in Suction Valves, Ball Joints and Bar Swivels.



NOTE: Nozzles are NOT included with Spraybar Sections.  
Nozzles must be ordered separately.

SPRAY SYSTEM

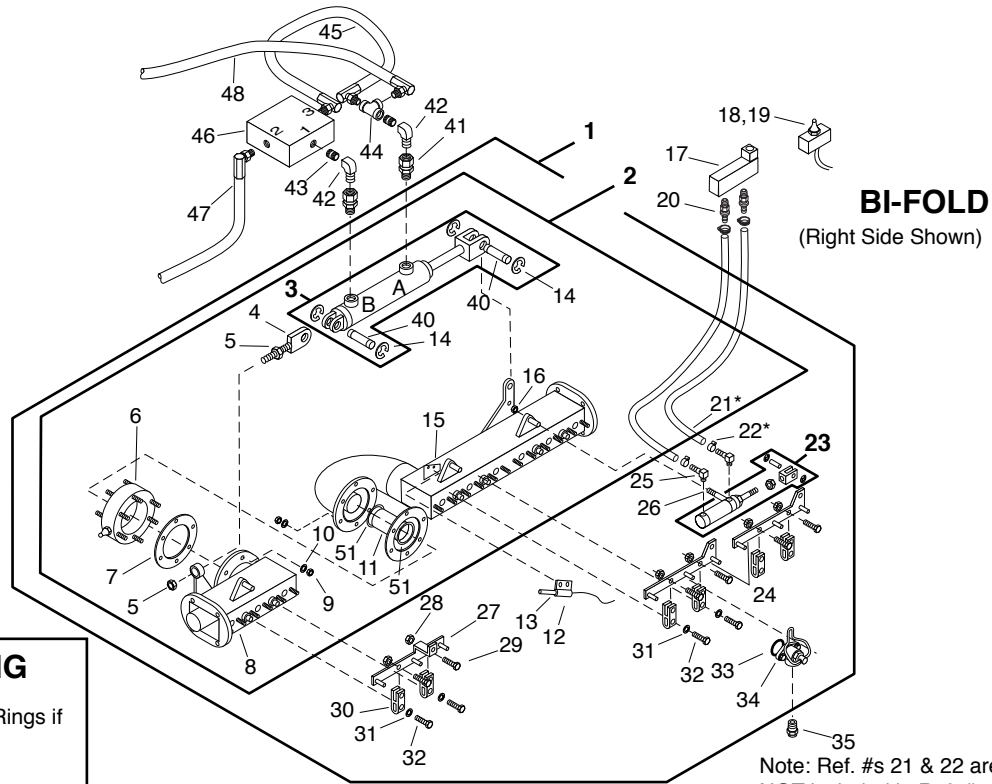
**Spray Bar Assembly - 5 x 3 Big Bar**  
**Spray Controlled in 1' increments - Frame Mounted Air Valves**

REF	PART NO.	QTY	DESCRIPTION	REF	PART NO.	QTY	DESCRIPTION	
1	3353635	1	Spraybar 10' Asm.	52	0121852	20	Screw, 0.38NC x 0.50, GR2, PD	
	3353756	1	Spraybar 10' Leak Free FR	53	9413946	18	Lock Nut, 0.25NC ,EA, PD	
			<i>(Includes Assemblies 2 &amp; 16, &amp; Ref #'s 41, 42, 47-56, 58-60, 70, 77)</i>	54	0133046	18	Machine Screw, 0.25 x 0.88, PD	
2	3353630	1	Spraybar 10' Weldment -Incl Lift Cyls	55	6602895	30	O-Ring	
			<i>(Includes Assembly 16, &amp; Ref #'s 3-8, 17-20, 23, 26-34, 36, 43, 44, 46, 63, 82-88, 96-98)</i>	56	3352743	30	Flip Valve Asm <i>(Includes Ref #'s 71-73,78)</i>	
	3353742	1	Spraybar 10' Weldment-Leak Free FR	57		AR	Nozzle----- See Spray Bar Nozzle Chart on P.42 for Part No.	
			<i>(Includes Assembly 16, &amp; Ref #'s 3-8, 17-20, 23, 27-34, 36, 43, 44, 46, 63, 82-88, 96-98)</i>	58	6602242	20	Hose End, 0.19 Hose x 0.12MPT,90	
3	3353631	1	Center 8' Weldment	59	6100280	10	Eye Bolt, 0.31 x 2.5, PN	
4	3353525	1	LH - 1' Stub Wing Asm	60	6601768	10	Air Cylinder, 1.06 x 2.00	
	3353743	1	LH - 1' Stub Wing Asm FR		6602339	1	Rod Clevis	
5	3353545	1	RH - 1' Stub Wing Asm	61	6602241	20	Hose End, 0.19 Hose x 0.12MPT, ST	
	3353753	1	RH - 1' Stub Wing Asm FR	62	3353522	1	Bar Asm - 1' Extension	
6	2650723	1	RH Hinge Asm	63	9411638	10	Locknut, 0.31NC, EA, PD	
	3353751	1	RH Hinge Asm FR	64	7050675	AR	Spraybar Ext. 1', W/O VlvS	
7	2650725	1	LH Hinge Asm				<i>(Includes Ref #'s 41, 42, 49-56, 58-60, 62,63)</i>	
	3353748	1	LH Hinge Asm FR	65	3353528	1	Bar Asm - 2' Extension	
8	3352615	8	Gasket	66	7050676	AR	Spraybar Ext. 2', W/O VlvS <i>(Includes Ref #'s 49-56, 58-60, 41, 42, 63, 65)</i>	
9	6000290	47	0.38 Steel Balls	67	3352731	1	Valve & Lever Asm - RH	
10	3352605	1	Plate Asm Outlet, 3.5 Swivel		3352740	1	Valve & Lever Asm - LH	
11	6602669	1	O Ring, 5.5 OD x 0.25				<i>(Includes Assembly 76, &amp; Ref # 74)</i>	
12	3352607	1	Plate Asm, Inlet, 3.5 Swivel	68	3353612	1	Tube Asm - RH	
13	0272123	1	Nut-Jam, 0.44NF, PD		3353611	1	Tube Asm -LH	
14	2740371	1	Grease Fitting	69	3353614	1	Marker Asm - RH <i>(Includes Ref #'s 17,18, 55, 60, 63, 67, 68)</i>	
15	9411027	1	Grease Zerk		3353613	1	Marker Asm - LH <i>(Includes Ref #'s 17,18, 55, 60, 63, 67, 68)</i>	
16	7230219	4	Swivel Asm <i>(Includes Ref #'s 9-15)</i>	70	6000397	2	Rivet-RdHd, 0.25 x 0.88, Drilled	
	7050801	1	Overhaul Kit	71		Part of Asm 56&76	1	Body
17	0120376	108	Nut, 0.31NC, PD	72	3351620	1	Washer	
18	0120214	108	Lock Washer, 0.31, Spring, PD	73	6100246	1	Jam Lock Nut, 0.50NF	
19	6603149	8	O-Ring-1.762 ID x .139 Thk	74	3350455	1	Lever <i>(Includes Ref #'s 71-73)</i>	
20	3353483	4	Tube-Swivel, Inner	75	0443139	1	Grooved Pin, 0.16 x 0.75, E, PD	
21	3352810	1	Part Of Item 4 & 5	76	3352730	1	Valve Asm - RH <i>(Includes Ref #'s 71-73)</i>	
22	0180124	8	Screw, 0.38NC x 1.50, GR2, PD		3352736	1	Valve Asm - LH <i>(Includes Ref #'s 71-73)</i>	
23	0120382	18	Lock Washer, 0.38, Spring, PD	77	0103374	2	Cotter Pin, 0.09 x 1.00, PD	
24	0120377	8	Nut, 0.38NC PD	78	3352483	1	Flip Lever	
25	3353530	2	End Cap Asm	79	3380079	1	Union Wrench - 2"	
26	3353593	2	Gasket	80	6000376	1	#5 Armstrong Wrench	
27	3352591	2	Rod End Asm	81	6604037	AR	Air Valve, 2 Pos, 4 Way, 12 VDC	
28	0220088	4	Nut-1"		6604038	AR	Coil	
29	3352854	1	Hose Hook Bracket, RH		7420231	AR	Gasket	
30	3352855	1	Hose Hook Bracket, LH		PD10680	AR	Repair Kit	
31	3380529	AR	Hose Ring Asm, 3.25"	82	6100610	2	Cap Screw-1/2UNC x 10.75, Gr 5	
	3380721	AR	Hose Ring Asm, 2.25"	83	3353132	2	Tube-Bar Latch	
32	0122433	2	Screw, 0.50NC x 1.50, GR2, PD	84	3353620	1	Poppet Valve Asm <i>(Includes Ref #'s 87-95)</i>	
33	0120378	2	Nut, 0.50NC, PD	85	3353626	1	Gasket-Flange, Balance Valve	
34	0120384	2	Lock Washer, 0.50, Spring, PD	86	3353625	1	Flange-Balance Valve	
35	6702533	2	Mercury Switch	87	3353623	1	Plunger-Poppet Valve	
36	9411727	2	Nut-Hex, Lock 1/2NC	88	0120375	1	Nut-Hex, 1/4-20UNC	
37	3361231	2	Bracket Asm (6)	89	3353617	1	Cap-Valve, Asphalt, Long Stroke	
	3361226	2	Bracket Asm (12)	90	6602995	1	O-Ring-.612 ID x .103 Width, Viton	
38	6602243	AR	Quick Coupler, Mini, 0.12MPT	91	6602996	1	O-Ring-.984 ID x .139 Width, Viton	
39	6602244	AR	Nipple, 0.19	92	3353619	1	Rod-Valve, Long Stroke Poppet	
40	3353302	AR	Dummy Plug	93	6603418	2	O-Ring-.299 ID x .103 Width, Viton	
41	6001005	20	Hose Clamp, Screw Type, M5	94	3353618	1	Tube-Valve, Long Stroke Poppet	
42	6309255	AR	Hose, 0.19 ID/Ft.	95	6602997	1	O-Ring-.924 ID x .116 Width, Viton	
43	3352610	2	Ball Case	96	3353313	2	Bracket-Relieving Device	
44	3352614	2	Gasket		3352685	2	Bracket-Relieving Device, FR	
45	6703151	1	Toggle Switch, DPDT	97	3353312	1	Brace-Relieving Device	
46	0426370	8	Allen Head Bolt, 0.38NC x 1.00		3352260	2	Brace-Relieving Device, FR	
47	3352753	1	Buss Bar Asm, Left End	98	3353546	1	Brace-Relieving Device	
48	3352581	3	Buss Bar Asm, RT Hinge Section		3352756	2	Gusset-Breakaway Arm, FR	
49	3352754	6	Buss Bar Asm	99	0122027	1	Screw-Hex, .313"NC x 1.25", GR2, PD	
50	7230430	20	Guide Lever Asm					
51	0120388	20	Flat Washer, 0.38					

**SPRAY SYSTEM**



### Spray Bar Assembly - 5 x 3 Big Bar - Multiple Folding Wings



**BI-FOLD**  
(Right Side Shown)

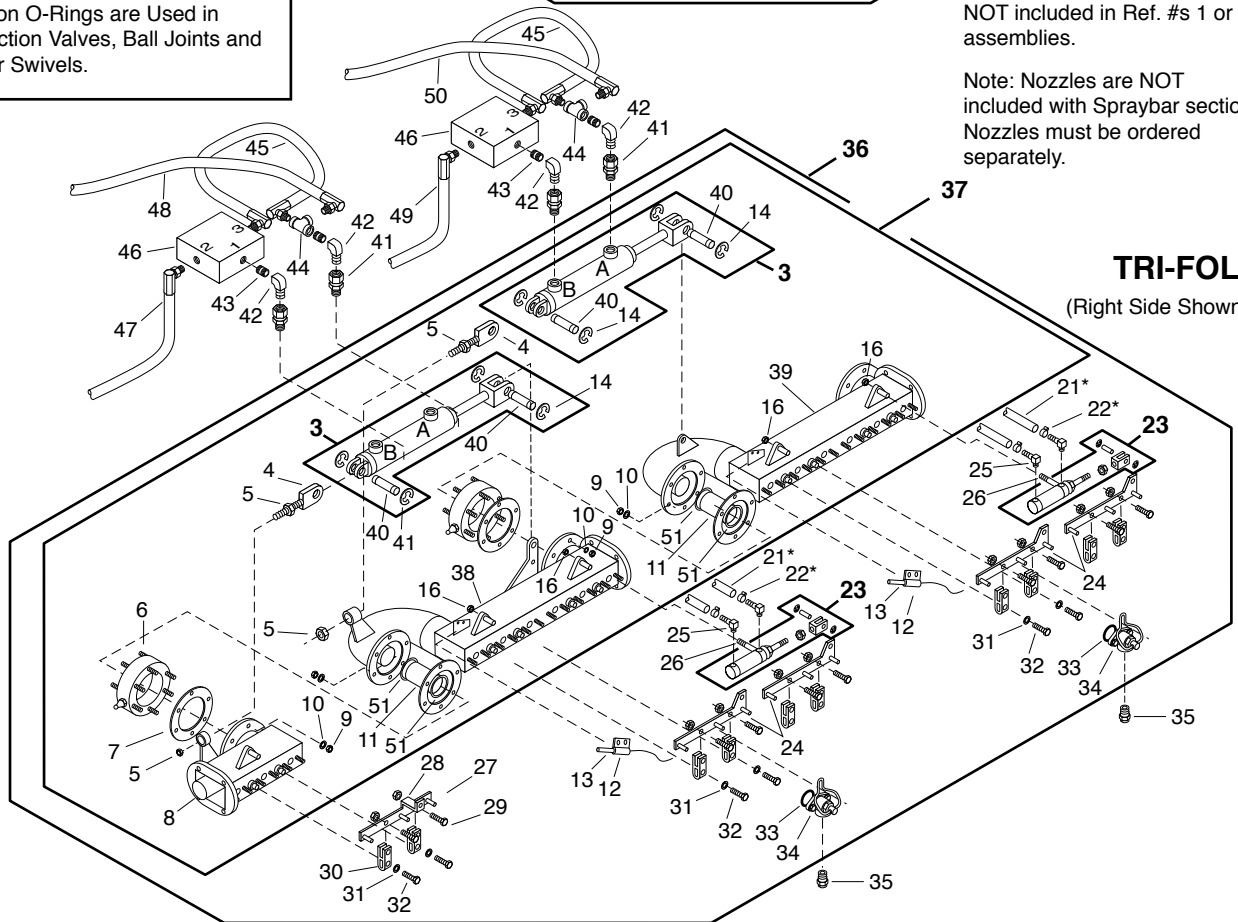
**WARNING**

Do Not Handle Viton O-Rings if they have been Burned!

Viton O-Rings are Used in Suction Valves, Ball Joints and Bar Swivels.

Note: Ref. #s 21 & 22 are NOT included in Ref. #s 1 or 36 assemblies.

Note: Nozzles are NOT included with Spraybar sections. Nozzles must be ordered separately.



**TRI-FOLD**  
(Right Side Shown)

## Spray Bar Assembly - 5 x 3 Big Bar Multiple Folding Wings

REF	PART NO.	QTY	DESCRIPTION	REF	PART NO.	QTY	DESCRIPTION
1	7050482	1	Bi-Fold Complete, RH <i>(Includes Assemblies 2 &amp; 3, &amp; Ref #'s 12, 13, 23-34)</i>	28	9413946	AR	Lock Nut-0.25NC
	7050483	1	Bi-Fold Complete, LH <i>(Includes Assemblies 2 &amp; 3, &amp; Ref #'s 12, 13, 23-34)</i>	29	0133046	AR	Machine Screw, 0.25 x 0.88
2	3353577	1	Bi-Fold Bare, RH <i>(Includes Assembly 3, &amp; Ref #'s 4-11, 15, 16, 51)</i>	30	7230430	AR	Guide Lever Asm
	3353554	1	Bi-Fold Bare, LH <i>(Includes Assembly 3, &amp; Ref #'s 4-11, 15, 16, 51)</i>	31	0120388	AR	Flat Washer-0.38
				32	0121852	AR	Screw-0.38NC x 0.50
				33	6602895	AR	O-Ring
				34	3352743	AR	Flip Valve Asm
				35		AR	Nozzle----- See Spray Bar Nozzle Chart on P.42 for Part No.
3	6602011	AR	Hyd Cylinder-1.50 x 8.00 <i>(Includes Ref #'s 14 &amp; 40)</i>	36	7050484	1	Tri-Fold Complete, RH <i>(Includes Assemblies 3 &amp; 37, &amp; Ref #'s 12, 13, 23-34)</i>
	7420232	1	Seal Kit		7050485	1	Tri-Fold Complete, LH <i>(Includes Assemblies 3 &amp; 37, &amp; Ref #'s 12, 13, 23-34)</i>
	7420276	1	Repair Kit	37	3353580	1	Tri-Fold, Bare Complete, RH <i>(Includes Assembly 3, &amp; Ref #'s 4-11, 16, 38, 39, 51)</i>
4	3353562	AR	Cylinder Mtg Asm		3353559	1	Tri-Fold, Bare Complete, LH <i>(Includes Assembly 3, &amp; Ref #'s 4-11, 16, 38, 39, 51)</i>
5	0220088	AR	Nut-Jam, 1" NC	38	3353579	1	Inner Wing, 2', RH
6	7230219	AR	Swivel Asm		3353557	1	Inner Wing, 2', LH
7	3352615	AR	Gasket	39	3353578	1	Outer Wing, Bare - 2', RH
8	3353549	1	Wing Bare-1', LH		3353558	1	Outer Wing, Bare - 2', LH
	3353576	1	Wing Bare-1', RH	40	7420278	2	Pin
9	0120376	AR	Nut-0.31NC	41	9409286	AR	Adapter-Hyd,St,04FP-06MB
10	0120214	AR	Lock Washer-0.31	42	0454109	AR	Elbow-Auto,90,04FP-04MP
11	3353483	AR	Tube-Swivel, Inner	43	6200891	AR	Nipple-Pipe,Sch 80,1/4 x 7/8
12	3370278	AR	Harness Asm-Mercury Switch	44	0105417	AR	Tee-Pipe, 1/4 NPT, PN
13	6702533	AR	Mercury Switch	45	3361687	AR	Hose Asm-04 x 16.5,4MPX90-4MPX90
14	7420279	4	Snap Ring	46	6601828	AR	Valve-Check, Pilot Operated, 1/4"
15	3353552	1	Outer Wing Bare-2', LH	47	3361215	AR	Hose Asm-RH, Inner Wing, "B" Port
	3353574	1	Outer Wing Bare-2', RH		3361217	AR	Hose Asm-LH, Inner Wing, "B" Port
16	9411638	AR	Lock Nut-0.31NC	48	3361214	AR	Hose Asm-RH, Inner Wing, "A" Port
17	6604037	AR	Air Valve, 2 Pos, 4 Way, 12 VDC		3361216	AR	Hose Asm-LH, Inner Wing, "A" Port
	6604038	AR	Coil	49	3361681	AR	Hose Asm-RH, Outer Wing, "B" Port
	7420231	AR	Gasket		3361683	AR	Hose Asm-LH, Outer Wing, "B" Port
	PD10680	AR	Repair Kit	50	3361680	AR	Hose Asm-RH, Outer Wing, "A" Port
18	6703151	AR	Toggle Switch, DPDT (1/ft of bar)		3361682	AR	Hose Asm-LH, Outer Wing, "A" Port
19	6701897	AR	Switch-Toggle, DPDT, 3 Pos, MOM <i>(1/folding section)</i>	51	6603149	AR	O-Ring-1.762 ID x .139 Thick
20	6602575	AR	Hose End-03 x 04MP				
21*	6609255	AR	Hose-0.19 ID/Ft.				
22*	6001005	AR	Hose Clamp, Screw Type, M5				
23	6601768	AR	Air Cylinder, 1.06 x 2.00				
	6602339	1	Clevis-Rod				
24	3352754	AR	Buss Bar Asm				
25	6602242	AR	Hose End-0.19 Hose x 0.12MPT, 90				
26	6100280	AR	Eye Bolt-0.31 x 2.50				
27	3352753	1	Buss Bar Asm (Used on LT Side Only)				
	3352581	1	Buss Bar Asm (Used on RT. Side Only)				

\*Note: Ref. 21 & 22 are NOT included in assemblies Ref. 1 or 36

AR = As Required

For Wiring Harness Required,  
Refer to Wiring Schematic 9302346  
In the ELECTRICAL Section

**SPRAY SYSTEM**

## Spray Bar Nozzle Chart



**1**  
3353788



**2**  
3351008



**3**  
3351009



**4**  
3352368



**5**  
3351015



**6**  
3352204



**8**  
3355010



**9**  
3352205



**7,10**  
3352210  
3355154



**11**  
3351014



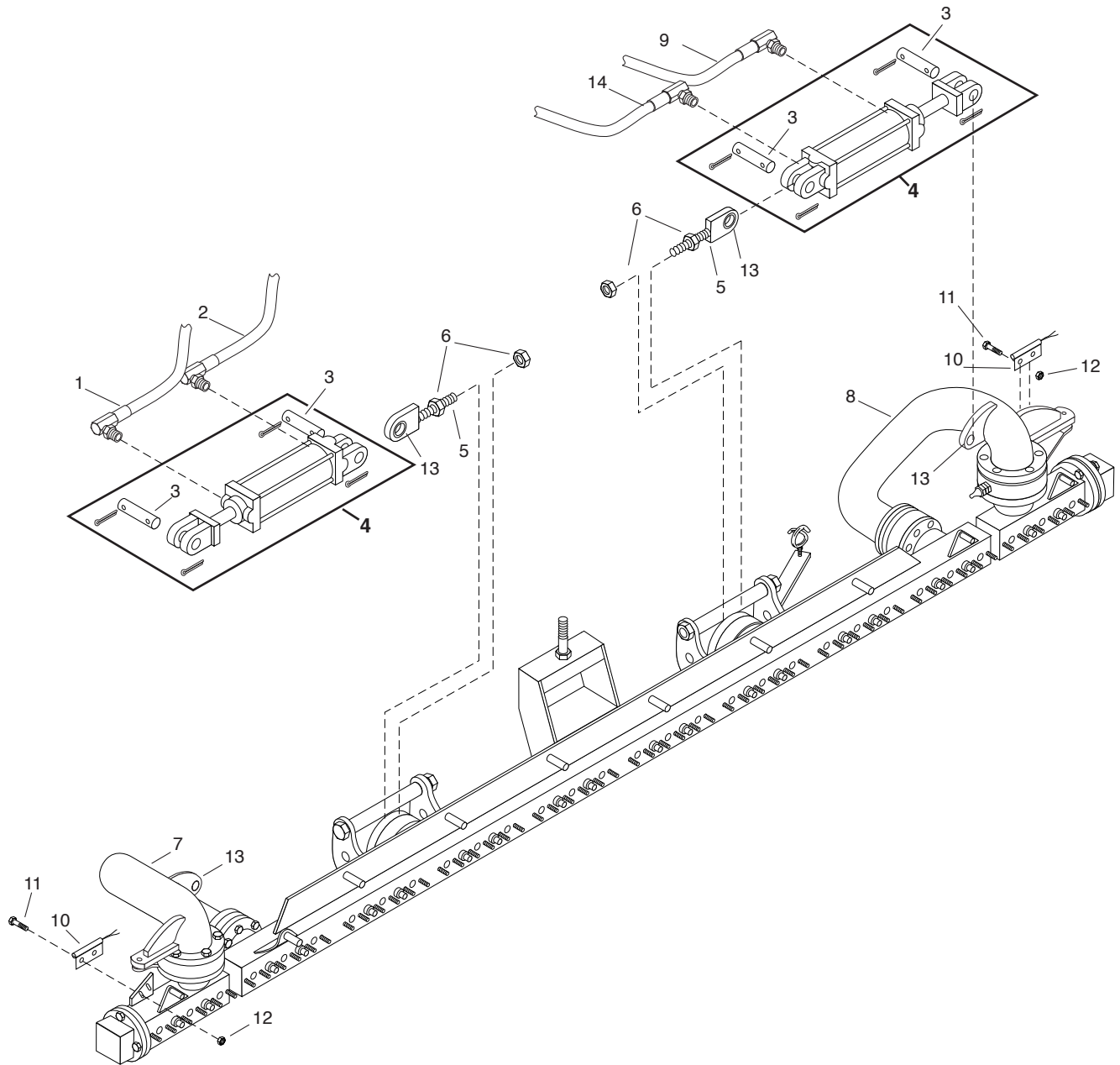
**12**  
3351010

SPRAY SYSTEM

Ref.	Part No.	Description	Application Gallons Per Square Yard	Application (Metric) Liters Per Square Meter	US Flow Gallons Per Minute Per Foot
1	3353788	V Slot Tack Nozzle 1/8" Rifle Bored	.05 – .20	.23 – 0.91	3.0 – 4.5
	3351013*	V Slot Tack Nozzle 1/16" Coin Slot	.05 – .20	.23 – 0.91	3.0 – 4.5
	3354904	V Slot Tack Nozzle 1/8" Counterbored	.05 – .20	.23 – 0.91	3.0 – 4.5
2	3351008	S36-4 V Slot	.10 – .35	.45 – 1.58	4.0 to 7.5
3	3351009	S36-5 V Slot	.18 – .45	.81 – 2.04	7.0 to 10.0
4	3352368	Multi-Material V Slot	.15 – .40	.68 – 1.81	6.0 to 9.0
5	3351015	3/32" Coin Slot	.15 – .40	.68 – 1.81	6.0 to 9.0
6	3352204	Multi-Material V Slot	.35 – .95	1.58 – 4.30	12.0 to 21.0
7	3355154	<b>End Nozzle</b> (use with 3352204 nozzle)	.35 – .95	1.58 – 4.30	12.0 to 21.0
8	3355010	Multi-Material V Slot	.29 – .72	1.31 – 3.26	10.0 – 16.5
9	3352205	Multi-Material V Slot	.20 – .55	.91 – 2.49	7.5 to 12.0
10	3352210	<b>End Nozzle</b> (use with 3352205 nozzle)	.20 – .55	.91 – 2.49	7.5 to 12.0
11	3351014	3/16" Coin Slot	.35 – .95	1.58 – 4.30	12.0 to 21.0
12	3351010	1/4" Coin Slot	.40 – 1.10	1.81 – 4.98	15.0 to 24.0

\* Special Order

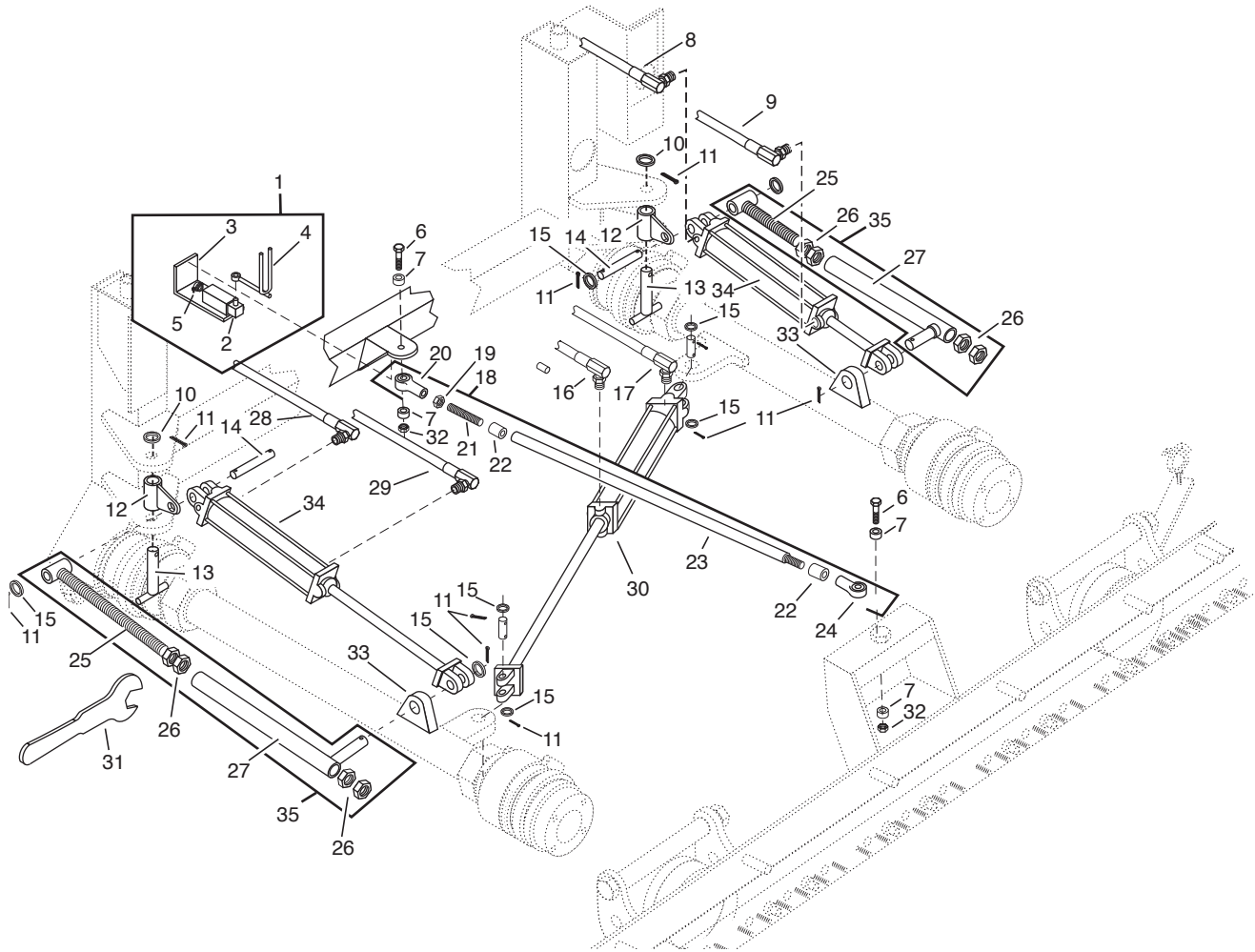
## Spray Bar Wing Raise



SPRAY SYSTEM

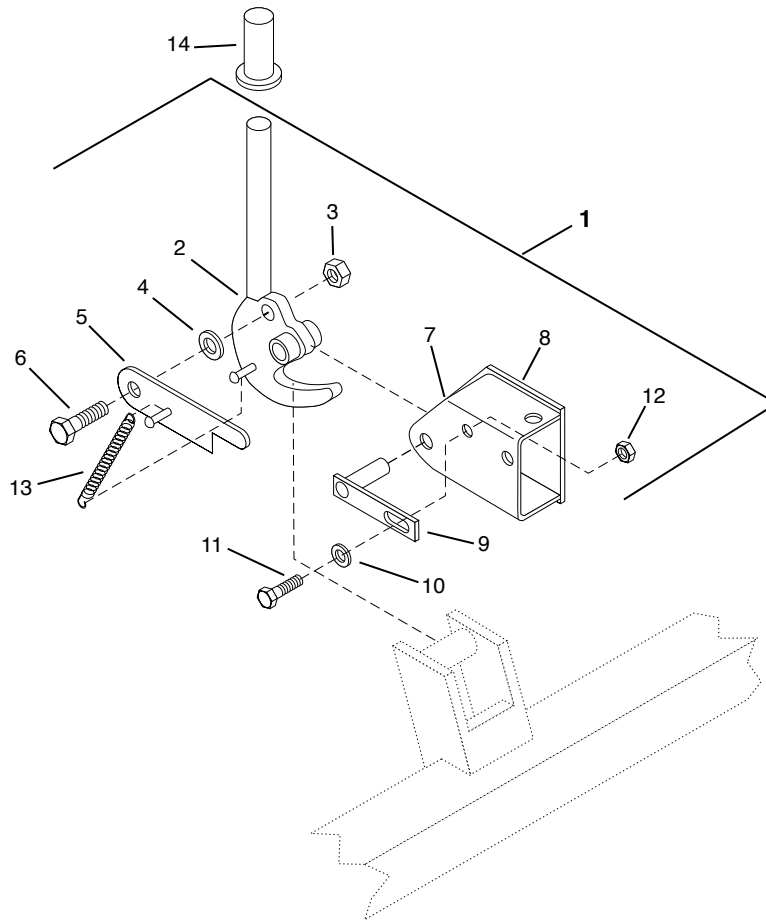
REF	PART NO.	QTY	DESCRIPTION	REF	PART NO.	QTY	DESCRIPTION
1	3361094	1	Hose Asm-04x174, 06MPX90-04FJX	3353541	1	Hinge Asm-RH 5 x 3 Bar	
2	3361092	1	Hose Asm-04x180, 06MPX90-04FJX	9	3361095	1	Hose Asm-04x166, 06MPX90-04FJX
3	7230331	4	Pin	10	6702533	2	Switch Asm-Mercury
4	6602230	2	Cylinder-Hyd, 2.0 x 10.0 (Includes Ref # 3)	11	0436732	4	Screw-#10NC x 1/2
	7420230	1	Kit-Repair. Cyl 2"	12	0120631	4	Nut-Hex, #10NC,PD
5	3352591	2	Rod End Asm-Cyl Mount	13	6420194	4	Bushing-DU. 1 x 1.2 x 1 Lg.
6	0426899	4	Nut-Hex, 1" JAM	14	3361093	1	Hose Asm-04x160, 06MPX90-04FJX
7	3353123	1	Hinge Asm-LH, Square Bar				
	3353472	1	Hinge Asm-LH, 5 x 3 Bar				
8	3353124	1	Hinge Asm-RH Square Bar				

## Standard Spray Bar-Raise and Shift



REF	PART NO.	QTY	DESCRIPTION	REF	PART NO.	QTY	DESCRIPTION
1	3370454	1	Bar Center Switch Asm (Includes Ref 2-5)	22	3352666	2	Bushing-Stabilize Rod
2	6701868	1	Switch-Lever, Spring Ret, DPST	23	3352665	1	Pipe-Stabilize Bar
3	3361380	1	Bracket	24	6100692	1	Rod End-Left Hand, 5/8NF Thread
4	3361379	1	Actuator Rod Assy	25	3311655	2	Screw Asm
5	6700015	1	Connector-Romex, 3/8	26	0220088	8	Nut-1.00NC
6	6001087	2	Screw-0.62NC x 3.00 Lg., GR8	27	3311656	2	Lug Asm
7	3341411	4	Spacer	28	3361097	1	Hose Asm-04 x 149, 06MPX90-04FJX
8	3361671	1	Hose Asm-04 x 132, 06MPX90-04FJX	29	3361096	1	Hose Asm-04 x 126, 06MPX90-4FJX
9	3361672	1	Hose Asm-04 x 155, 06MPX90-04FJX	30	6602230	1	Hyd Cylinder, 2 x 10, S4604 and below
10	6100015	2	Brass Washer, 0.19, 1.50 x 0.89	6603665	1	Hyd Cylinder, 2 x 8, S4605 and above	
11	0103409	12	Cotter Pin, 0.19 x 1.50	7420230	1	Repair Kit	
12	3352660	2	Lug Asm	6001007	1	Hair Pin	
13	3353266	2	Pin Asm	7230331	1	Clevis Pin	
14	3311654	2	Pin	31	3380442	1	Wrench-Open End, 1.5" for Ref 26 Nut
15	3311425	10	Washer,-1.00, 1.50 OD	32	9413948	2	Lock Nut-0.62NC
16	3361099	1	Hose Asm-04 x 146, 06MPX90-04FJX	33	6420194	2	Bushing-DU, 1.00 x 1.12 x 1.00 Lg.
17	3361098	1	Hose Asm-04 x 136, 06MPX90-04FJX	34	6601774	2	Hyd Cylinder, 2.00 x 5.00
18	3352668	1	Rod Asm (Includes Ref 19-24)	7420230	1	Repair Kit	
19	0121358	1	Nut-0.62NF	6001007	1	Hair Pin	
20	6100325	2	Rod End-Female, 0.62NF	7230331	1	Clevis Pin	
21	3352667	1	Rod-Threaded, 5/8NF	35	3311651	2	Lug & Screw Asm (Includes Ref 25-27)
				7215275	1	Kit-Rep., Height Adj. Screw (1 Per)	

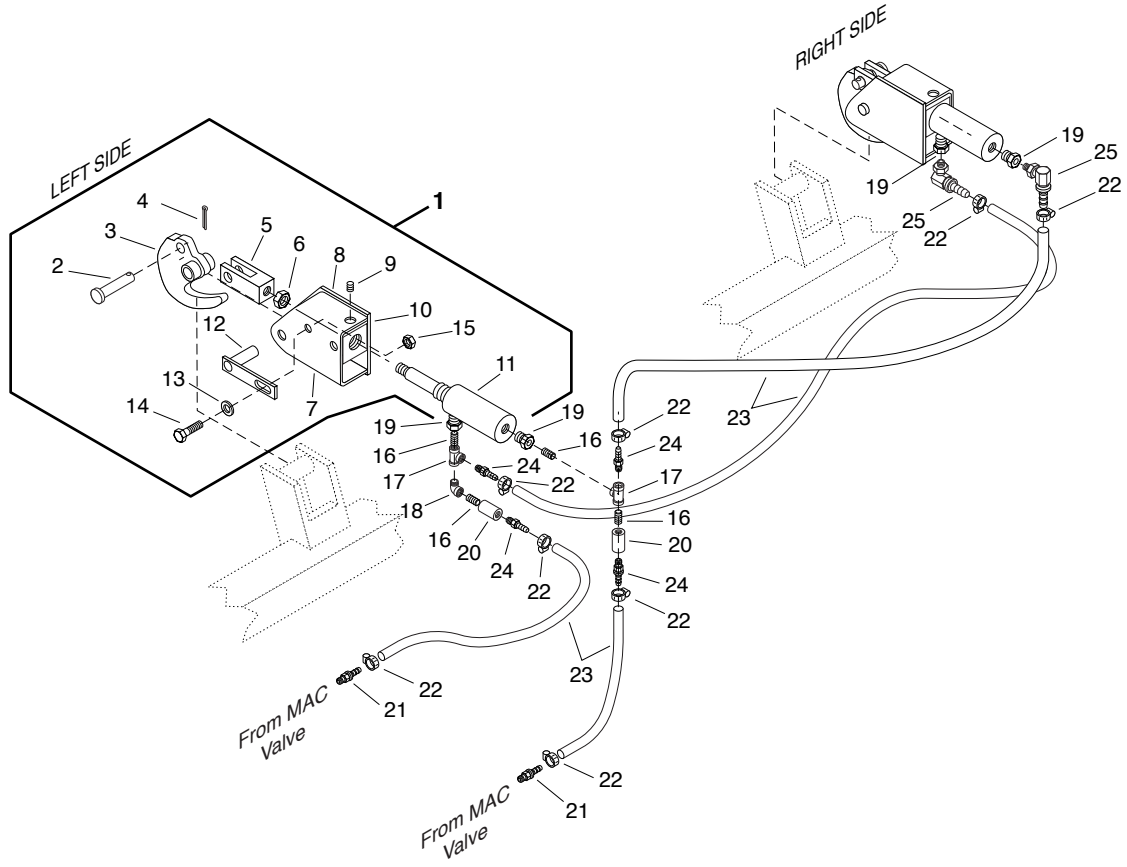
## Bar Latch - Manual



SPRAY SYSTEM

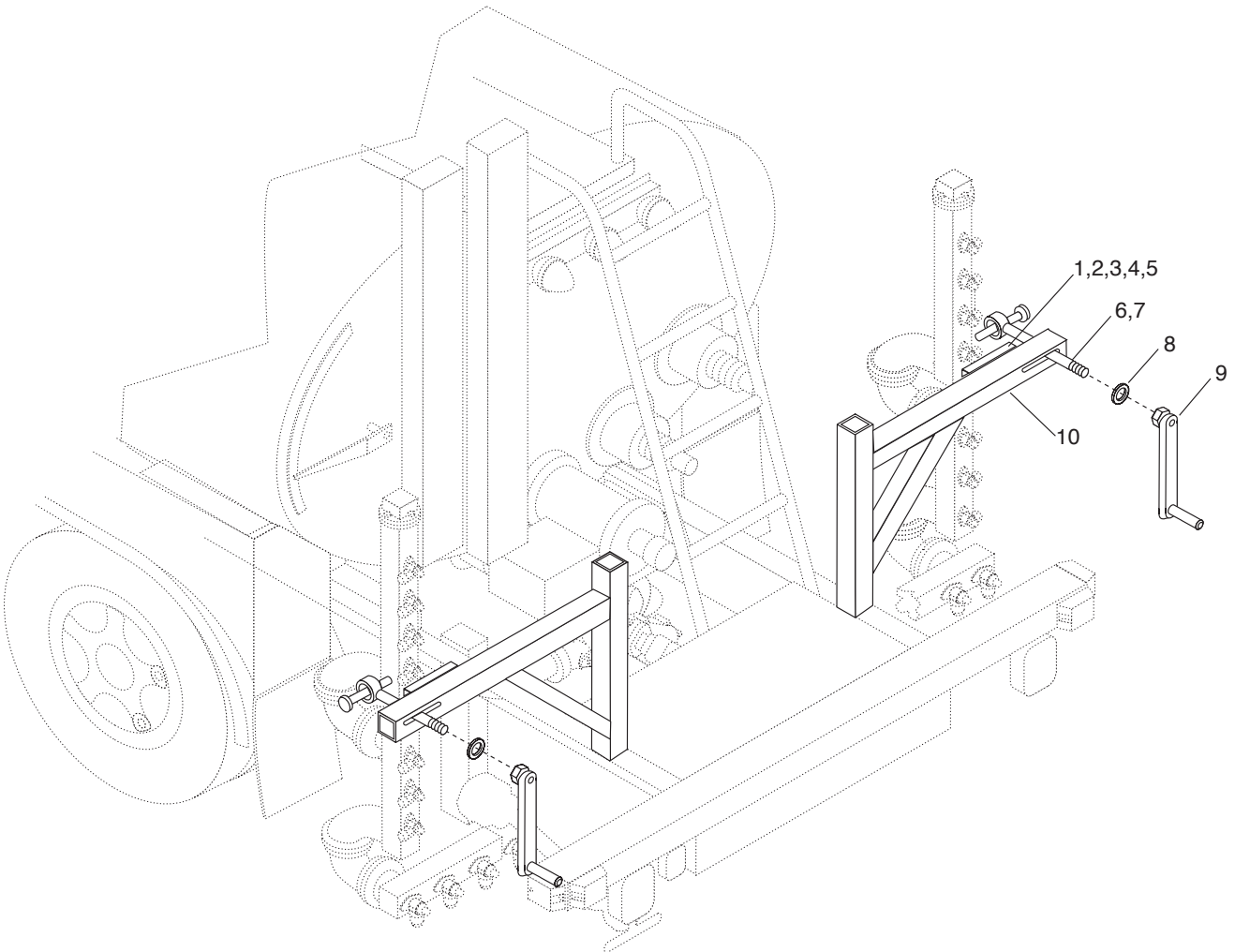
REF	PART NO.	QTY	DESCRIPTION	REF	PART NO.	QTY	DESCRIPTION
1	3380718	1	Latch Asm-LH <i>(Includes Ref #'s 2-13, does not include 14)</i>	9	7230320	1	Lever Asm
	3380719	1	Latch Asm-RH <i>(Includes Ref #'s 2-13, does not include 14)</i>	10	0120386	1	Flat Washer, 0.25
2	3380716	1	Latch Cam Asm-LH	11	0121887	1	Screw, 0.25 x 0.75
	3380717	1	Latch Cam Asm-RH	12	9413946	1	Lock Nut, 0.25NC
3	9411727	1	Lock Nut, 0.50NC	13	6000802	1	Spring
4	9411417	1	Flat Washer, 0.50	14	4420933	1	Handgrip (Optional)
5	3380714	1	Lock-Bar Asm, LH				
	3380715	1	Lock-Bar Asm, RH				
6	0120333	1	Screw, 0.50 x 1.75 Lg				
7	3380622	1	Channel-LH				
	3380623	1	Channel-RH				
8	3380624	1	Plate				

### Bar Latch - Air Operated



REF	PART NO.	QTY	DESCRIPTION	REF	PART NO.	QTY	DESCRIPTION
1	3380636	1	Air Latch Asm-LH <i>(Includes Ref #'s 2-15)</i>	16	0105404	4	Pipe Nipple-0.12, CL
	3380637	1	Air Latch Asm-RH <i>(Includes Ref #'s 2-15)</i>	17	0105416	2	Pipe Tee-0.12NPT
2	6000403	1	Rivet-RdHd, 0.50 x 2.00, Drilled	18	0105422	1	Pipe Elbow-90, ST, 0.12NPT
3	3380689	1	Latch Cam Asm	19	0119930	4	Bushing, 1/4 x 1/8, NPT
4	0137185	1	Cotter Pin, 0.19 x 1.00	20	6602888	2	Restrictor-Orifice Fitting, 0.0465
5	3360805	1	Clevis, 0.50NF W/0.50 Hole, 0.75 W	21	6602575	2	Hose End-03 x 04MP
6	0120371	1	Nut, 0.50NF	22	6001005	8	Hose Clamp, Screw Type, M5
7	3380622	1	Channel-LH	23	6309255	AR	Push On Hose, 0.18
	3380623	1	Channel-RH	24	6602241	4	Hose End-03 x 02MP
8	3380624	1	Plate	25	6602242	2	Hose End-03 x 02MP90
9	0120689	1	Screw-Sock Hd, 0.25NC x 0.50, Cup				AR = As Required
10	3380625	1	Block				
11	6602052	1	Air Cylinder, 2.00 x 4.00				
12	7230320	1	Lever Asm				
13	0120386	1	Flat Washer, 0.25				
14	0121887	1	Screw-0.25NC x 0.75				
15	9413946	1	Lock Nut, 0.25NC				

## Wing Latch



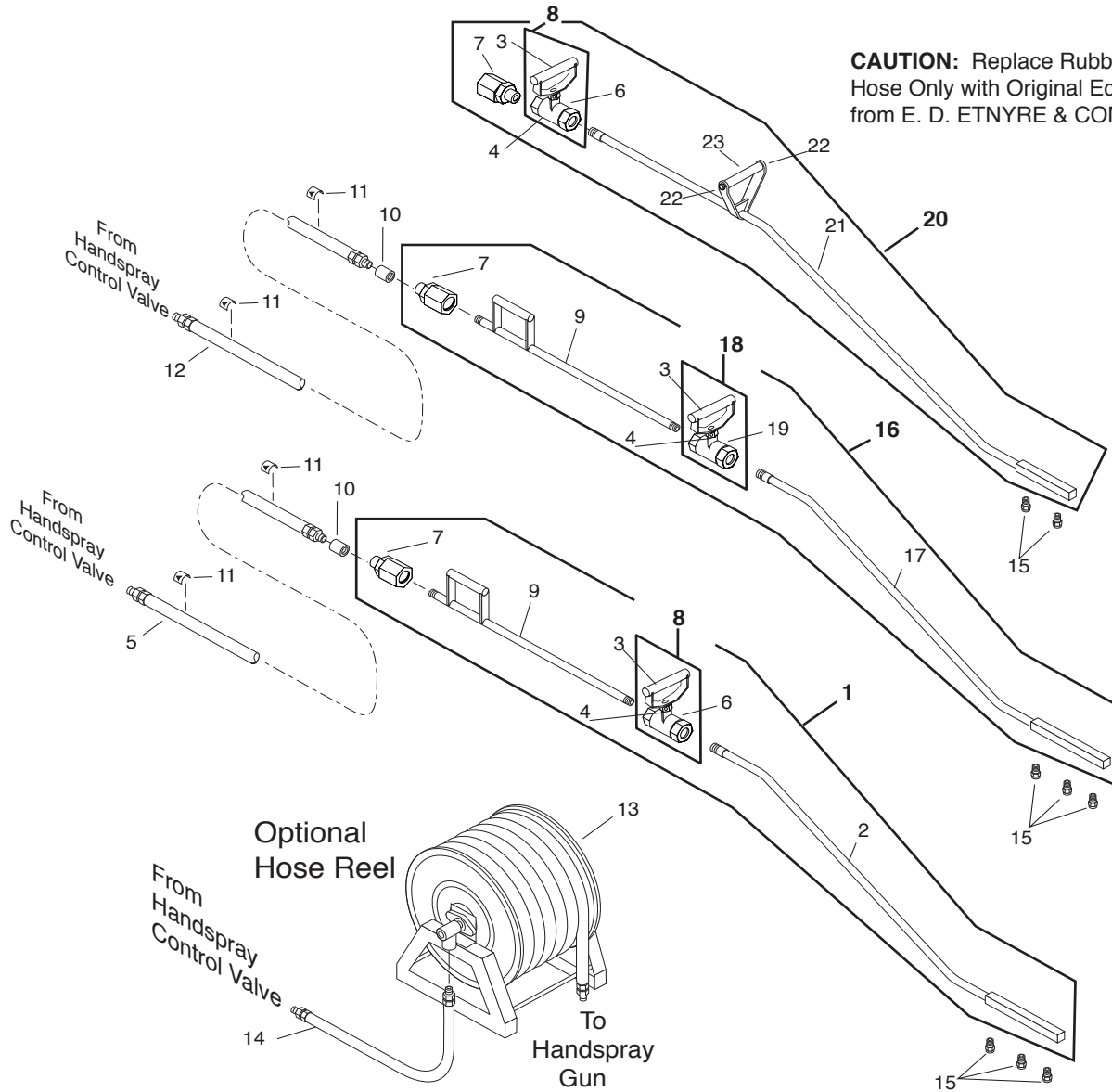
SPRAY SYSTEM

REF	PART NO.	QTY	DESCRIPTION	REF	PART NO.	QTY	DESCRIPTION
1	S3772AP	2	Outer Rubber Pad, 3/4 x 3 x 4				
2	S3772AQ	2	Inner Rubber Pad				
3	0122027	4	Screw, Hex 5/16 x 1-1/4				
4	0446363	4	Washer, Flat 5/16				
5	9411638	4	Nut, Hex Lock 5/16				
6	S3501AM	2	Eye Bolt				
7	0131002	2	Washer, Flat 1.00				
8	S3501AR	2	Thrust Washer				
9	S3501AN	2	Handle Assembly				
10	Call with Unit Serial Number						



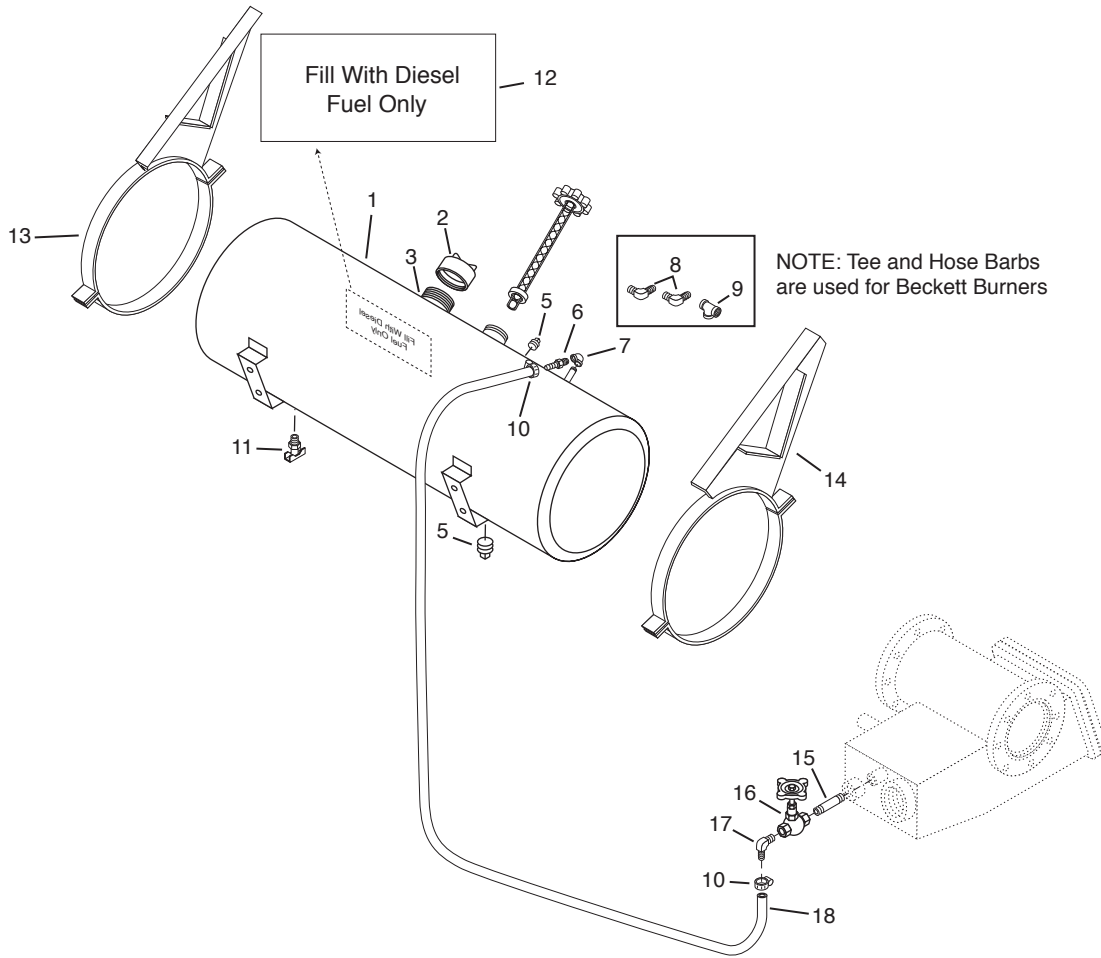
### Handspray

**CAUTION:** Replace Rubber Handspray Hose Only with Original Equipment Hose from E. D. ETNYRE & COMPANY



REF	PART NO.	QTY	DESCRIPTION	REF	PART NO.	QTY	DESCRIPTION
1	3380017	1	Steel Handspray Wand-1" (Includes Assembly 8, & Ref #'s 2, 7, 9, but NOT 15)	14	6601368	1	Hose Asm-1 x 60, Asphalt
2	3380024	1	Tube Asm-Offset, Handspray Gun	15	3352205	AR	Nozzle-V Type, Nominal 3.5 GPM
3	3381508	1	Handle Weldment-3/4"	16	3380785	1	Steel handspray Wand-3/4" (Includes Assembly 18, & Ref #'s 7, 9, 17, but NOT 15)
4	6002005	2	Screw-Set, 10-32x0.375, Blk Cone	17	3380788	1	Tube Asm-Offset, Handspray Gun
5	6600392	1	Hose Asm-1" x 25, Asphalt	18	3381509	1	Valve Asm-3/4" Hand Spray Gun (Includes Ref #'s 3, 4, 19)
6	3342902	1	Valve-Ball, 1" Bronze	19	3342701	1	Ball Valve-3/4" Bronze
7	6603430	1	Swivel-Hydr, Viton, 3/4" 12MP-12FP	20	3380914	1	Aluminum Handspray Wand (Includes Assembly 8, & Ref #'s 7, 21-23, but NOT 15)
8	3381522	1	Valve Asm-1" Hand Spray Gun (Includes Ref #'s 3, 4, 6)	21	3380915	1	Aluminum Handspray Tube
9	3380022	1	Tube Asm-Handspray Gun	22	6100653	4	Lag Screw-1/4 x 1 1/2
10	0111661	1	Coupling-Pipe, 3/4, Plain	23	3380919	2	Wood Handle
11	3390591	2	Tag-Caution, Handspray Hose				AR = As Required
12	6602720	1	Hose-Handspray, 3/4 In x 25 Ft				
13	6602020	1	Hose Reel 4016-17-18 Manual				

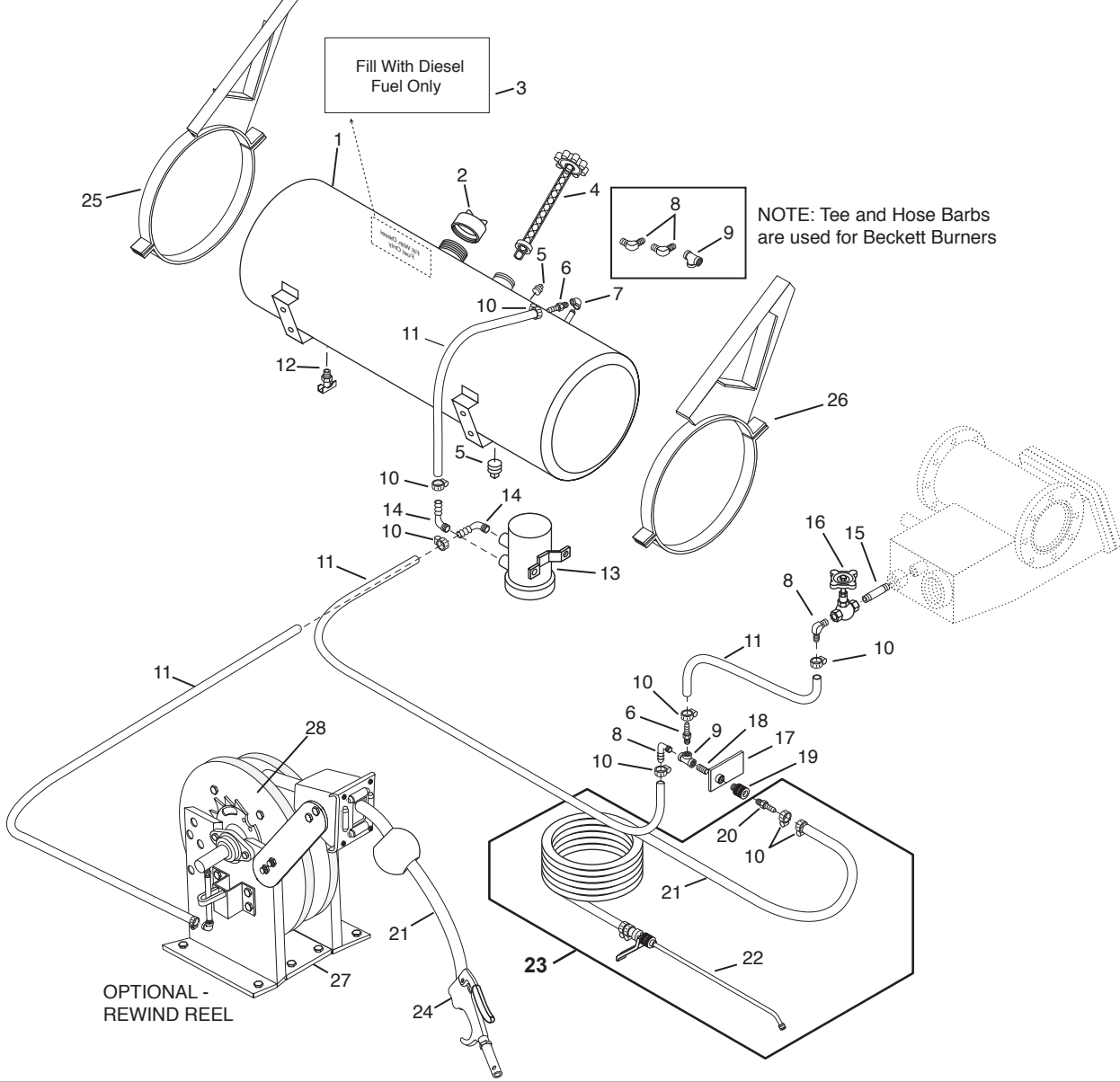
## Fuel Tank Assembly And Self Flushing Line



SPRAY SYSTEM

REF	PART NO.	QTY	DESCRIPTION	REF	PART NO.	QTY	DESCRIPTION
1	3380857	1	Fuel Tank Asm, 12" x 50"	13	3381296	1	Bracket Asm-Tank, Fuel, Hyd, 12", RH
	3380858	1	Fuel Tank Asm, 14" x 42"		3381560	1	Bracket Asm-Tank, Fuel, Hyd, 14", RH
2	6100235	1	Filler Cap	14	3381297	1	Bracket Asm-Tank, Fuel, Hyd, 12", LH
3	3360180	1	Plate-Fill with Diesel Fuel Only		3381561	1	Bracket Asm-Tank, Fuel, Hyd, 14", LH
4	6601306	1	Liquid Level Gauge, 12" Tank	15	0119920	1	Nipple-Sch 40, 0.25 x 2.00,PN
	6601307	1	Liquid Level Gauge, 14" Tank	16	6600303	1	Globe Valve, 0.25 In., ST
5	0219189	1	Pipe Plug, 0.25, SqHd	17	6602402	1	Hose Barb-06 x 04MP90, LP
6	6601794	1	Hose End-04 x 04MPX, ST, MP	18	6600324	AR	Hose-0.38 Per Ft.
7	0105413	1	Elbow-PP, 90, 0.25NPT				
8	6602400	1	Hose Barb-04 x 04MP90, LP				AR = As Required
9	0105417	1	Tee-Pipe, 0.25NPT				
10	6001005	2	Hose Clamp, Screw Type, MS				
11	6600162	1	Drain Cock-0.25"				
12	3360180	1	Decal-Fill With Diesel Fuel Only				

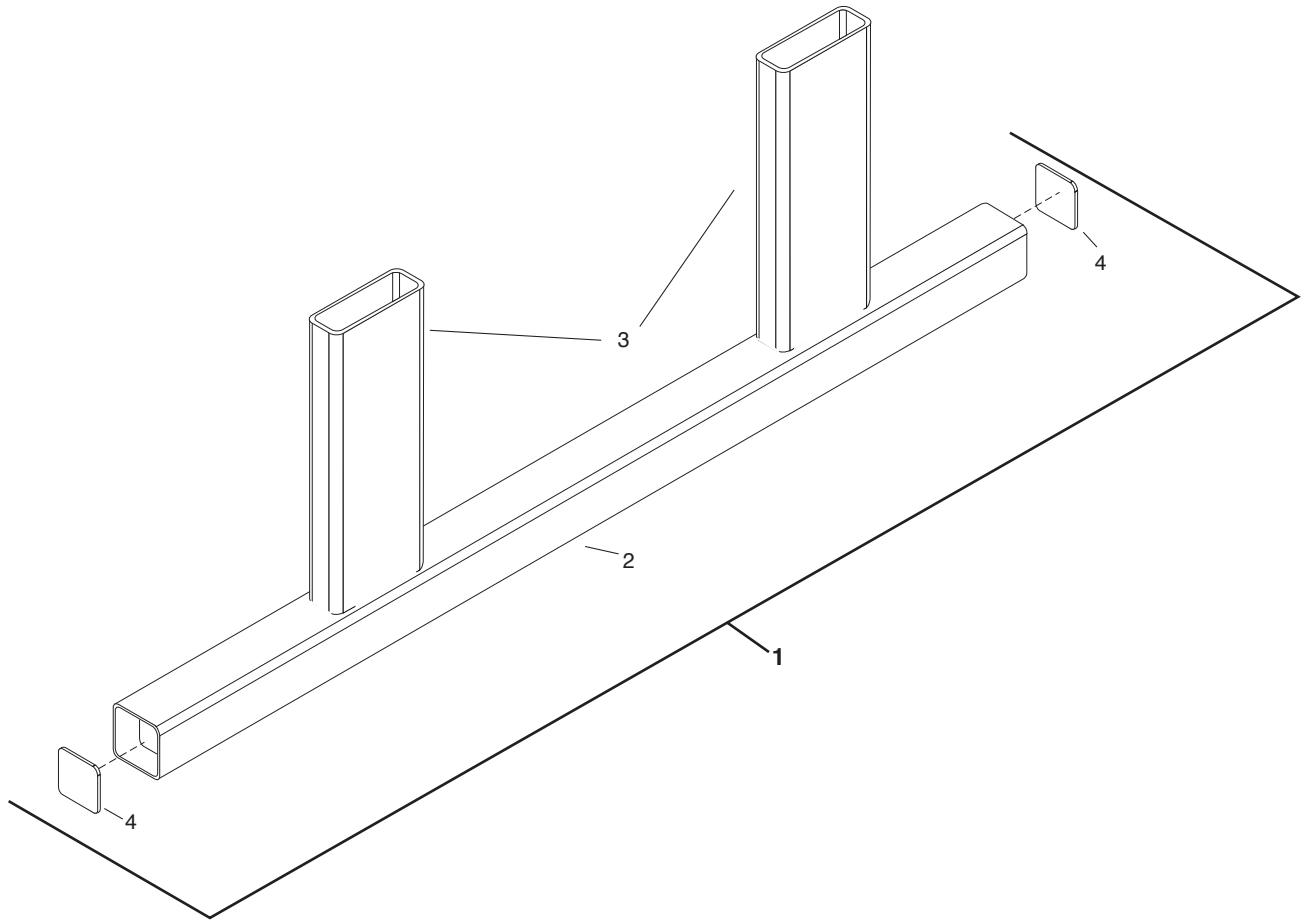
## Power Washdown And Self Flushing System



REF	PART NO.	QTY	DESCRIPTION	REF	PART NO.	QTY	DESCRIPTION
1	3380857	1	Fuel Tank Asm, 12" x 50"	17	3331875	1	Bracket Asm
	3380858	1	Fuel Tank Asm, 14" x 42"	18	0105405	1	Nipple-0.25 x 0.88, CL
2	6100235	1	Filler Cap	19	6601821	1	Coupling-Quick Connect, 0.25NPT
3	3360180	1	Plate - FILL W/DIESEL FUEL ONLY	20	6601820	1	Nipple-Quick Connect, 0.25
4	6601306	1	Gauge-Liquid, 12" Tank	21	6600324	AR	Hose-0.38 (Specify Length)
	6601307	1	Gauge-Liquid, 14" Tank	22	4480132	1	Wand
5	0219189	2	Plug-Pipe, SqHd, 0.25	23	3361014	1	Hose & Wand Asm - 26' (Includes Ref 10, 20-22)
6	6445028	2	Hose End-04 x 04MP, ST	24	6604247	1	Gun-Air Blow, Lever operated
7	0105413	1	Elbow-Pipe, 0.25NPT	25	3381296	1	Bracket Asm-Tank, Fuel, Hyd, 12", RH
8	6602400	2	Hose Barb-04 x 04MP90		3381560	1	Bracket Asm-Tank, Fuel, Hyd, 14", RH
9	0105417	1	Tee-0.25NPT	26	3381297	1	Bracket Asm-Tank, Fuel, Hyd, 12", LH
10	6001005	8	Clamp-Hose, Screw Type, M5		3381561	1	Bracket Asm-Tank, Fuel, Hyd, 14", LH
11	6601452	AR	Hose, 0.25 (Specify Length)	27	3381512	1	Mount-Plate, Reel
12	6600162	1	Drain Cock, 0.25	28	6603836	1	Hose Reel-Spring Rewind-OPTIONAL
13	6500416	1	Pump-Fuel, Electric, 12V				
14	6602399	2	Hose Barb-04 x 02MP90				
15	0119920	1	Nipple, 0.25 x 2.00				
16	6600303	1	Valve-Globe, 0.25, ST				

AR = As Required

## Spraybar Bumper Guard

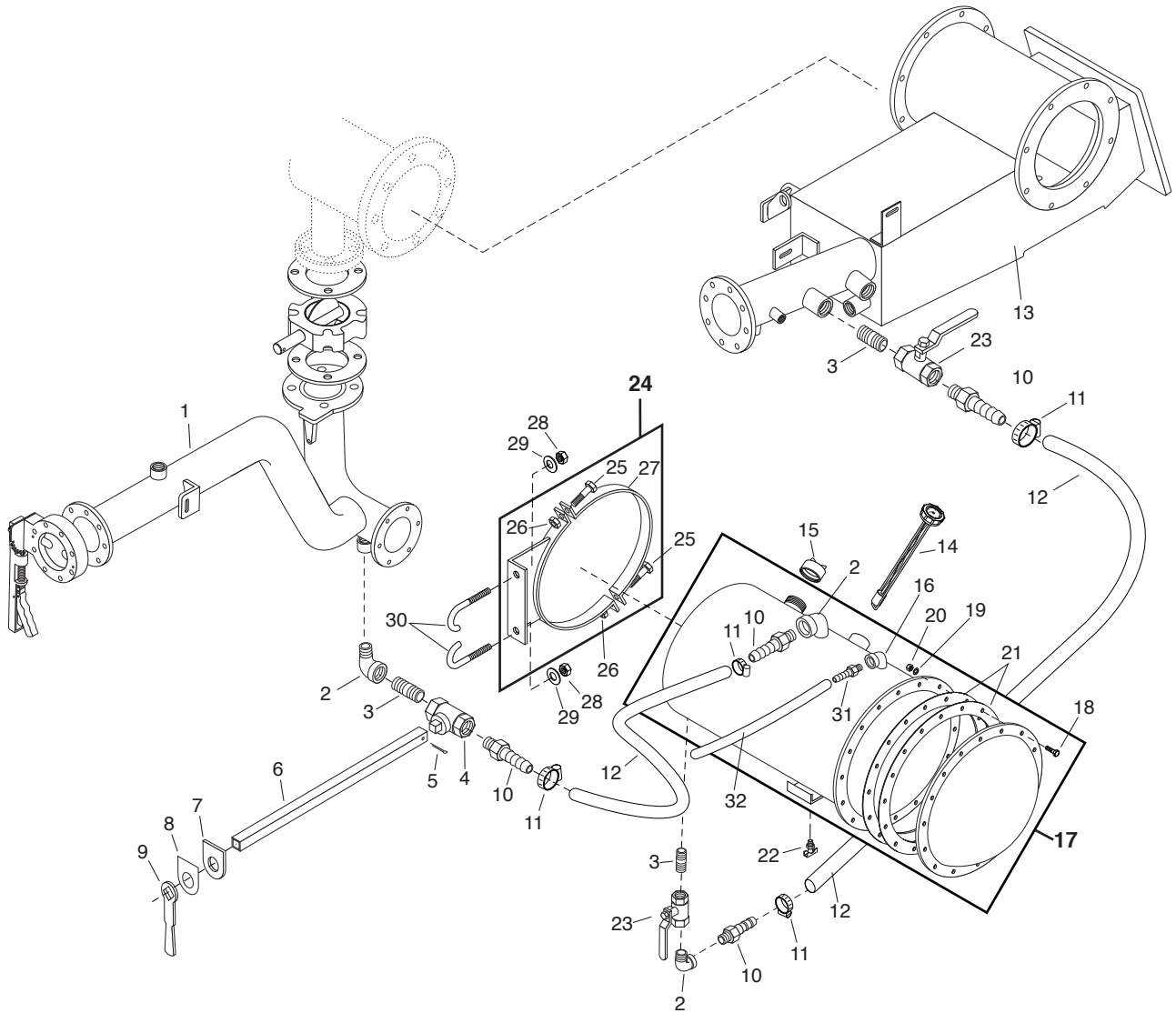


SPRAY SYSTEM

REF	PART NO.	QTY	DESCRIPTION	REF	PART NO.	QTY	DESCRIPTION
1	3311839	1	Guard-Spraybar, Bumper <i>(Includes Ref #'s 2-4)</i>				
2	3311797	1	Beam-Underride				
3	3311840	2	Tube-Spraybar Guard				
4	3352619	2	End Plate-Spraybar				

# ENVIRO FLUSH Recirculating Flushing System - (Optional)

SPRAY SYSTEM



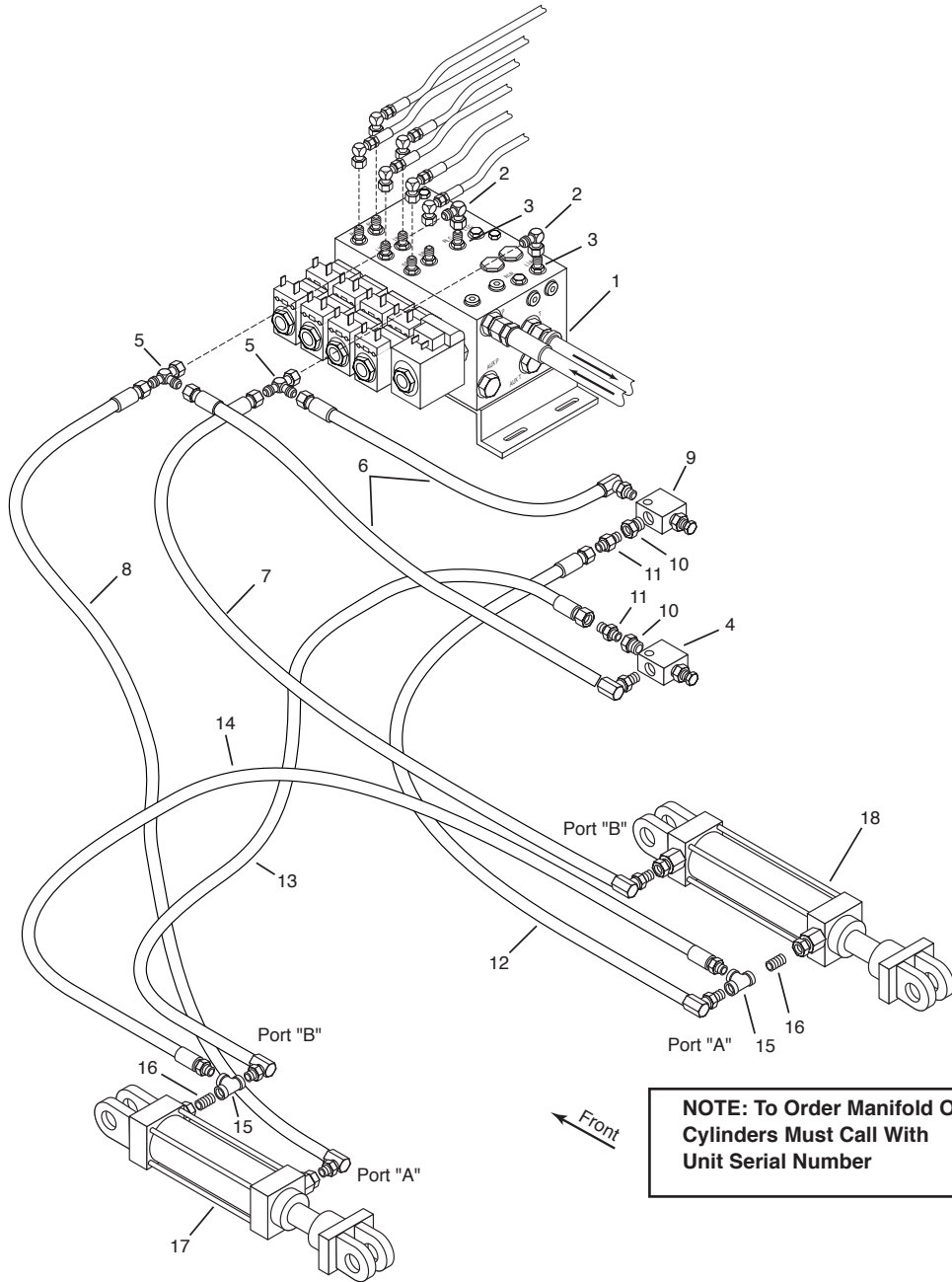
## ENVIRO FLUSH Recirculating Flushing System

(Optional)

REF	PART NO.	QTY	DESCRIPTION	REF	PART NO.	QTY	DESCRIPTION
1	3342671	1	Return Line with Drain				
2	0108687	3	Elbow-Pipe, 1", 90, Street				
3	0127874	3	Nipple-Pipe, 1" X Close				
4	6600726	1	Valve-Cock, Steam, 1.00"				
5	0103389	1	Pin-Cotter, 1/8 X 2				
6	S1391AC	1	Crosshaft-Drain Valve				
7	C1257AH	1	Bracket-Mount, Lever				
8	C1257AJ	1	Decal-Drain Valve				
9	C1257AG	1	Lever-Drain Valve				
10	6601565	4	Hose End-1.00"NPT				
11	6000792	4	Hose Clamp, Screw Type, MS, 1.00				
12	6601564	20'	Hose-1.00", Suction				
13	3342678	1	Suction Strainer Box, Recirc				
14	6601307	1	Gauge-Liquid, 14" Tank				
15	6100235	1	Filler Cap				
16	0108686	1	Elbow-Pipe, 0.50" NPT, PN				
17	S1495AD	1	Flushing Tank <i>(Includes Ref #'s 18-21)</i>				
18	0121900	16	Screw-Hex, 0.25 X 1.00, GR2, PD				
19	0120386	32	Washer-Flat, 0.24				
20	9413946	16	Nut-Hex, Lock, 0.25NC				
21	C1257AC	2	Gasket-Flange				
22	6600162	1	Drain Cock-0.25"				
23	6601177	2	Valve-Butterfly, 1.00" NPT				
24	2610041	2	Bracket Asm-Mtg, Fuel Tank <i>(Includes Ref #'s 25-27)</i>				
25	0122459	4	Screw-Hex, 0.505-NC x 2.00, GR2, PD				
26	9411727	4	Nut-Hex, Lock, 0.50NC EA, PD				
27	3311022	2	Band-Support, Fuel Tank				
28	9413948	4	Nut-Hex, Lock, 0.62NC, EA, GRA, PD				
29	9422850	4	Washer-Flat, 0.62A (0.65 x 1.31)HN				
30	3360726	4	Bolt-Hook, Bit, Frame Truck				
31	6600663	1	Hose End-08 x 08 ST, LPSP				
32	6600662	2'	Hose-0.50"				
	3360180	1	Plate-Fill with Diesel Fuel Only <i>(Not Shown)</i>				

SPRAY SYSTEM

## 4 Station Hydraulic Manifold w/External Relief Valves Used on 16 Ft and Longer Spraybars

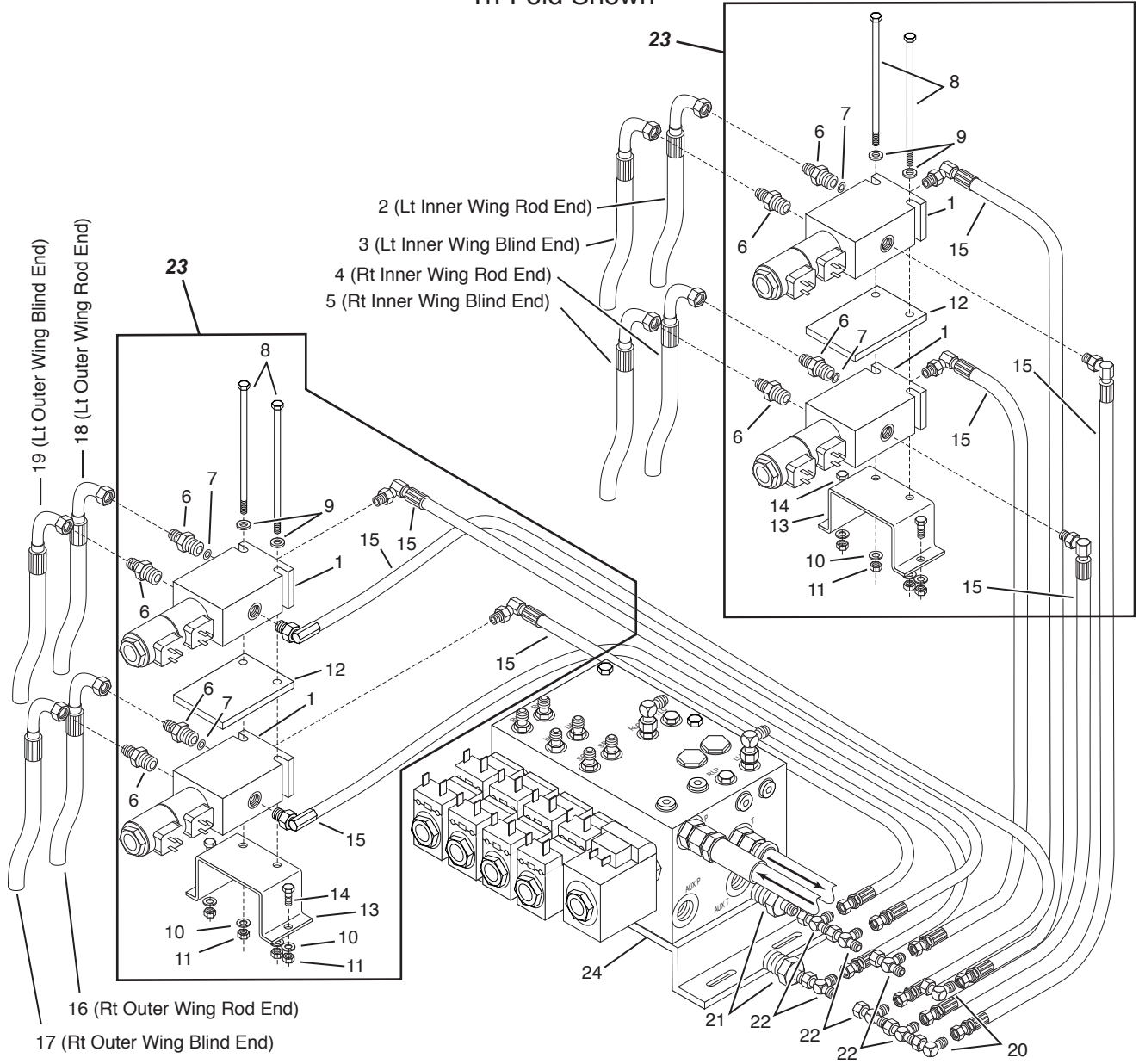


**NOTE: To Order Manifold Or  
Cylinders Must Call With  
Unit Serial Number**

REF	PART NO.	QTY	DESCRIPTION	REF	PART NO.	QTY	DESCRIPTION
1	3361238	1	Manifold-4 Station Heavy Duty	13	3361096	1	Hose Asm-04x126, 06MPX90-04FJX
2	9410278	2	Elbow-Hyd,90, 04FJX-04MJ	14	3180674	1	Hose Asm-04x34, 04MPX-04MPX
3	9410200	2	Adapter-Hyd, ST, 04MB-04MJ	15	0218237	2	Tee-Pipe, 0.38 x 0.25NPT
4	3390706	1	Valve-Relief, Direct Acting, 400 PSI	16	0111305	2	Nipple-Pipe, 0.38 x 1.12 Lg
5	9410304	2	Tee-Hyd, 04MJ-04MJ-04FJX	17	6602657	1	Cylinder-Hyd, 3.00
6	2960210	2	Hose Asm-04x19.5, 06MPX90-04FJX	18	6602656	1	Cylinder-Hyd, 3.25
7	3361671	1	Hose Asm-04x126, 06MPX90-04FJX	19	4470943	1	Plug-Hyd, 10MB
8	3361097	1	Hose Asm-04x137, 06MPX90-04FJX				
9	3390707	1	Valve-Relief, Direct Acting, 700 PSI				
10	0144036	2	Bushing-Pipe, 0.38 x 0.25NPT				
11	6601381	2	Adapter-Hyd, ST, 04MP-04MJ				
12	3361672	1	Hose Asm-04x137, 06MPX90-04FJX				

## Solenoid Valves For Multifold Spraybars

### Tri-Fold Shown

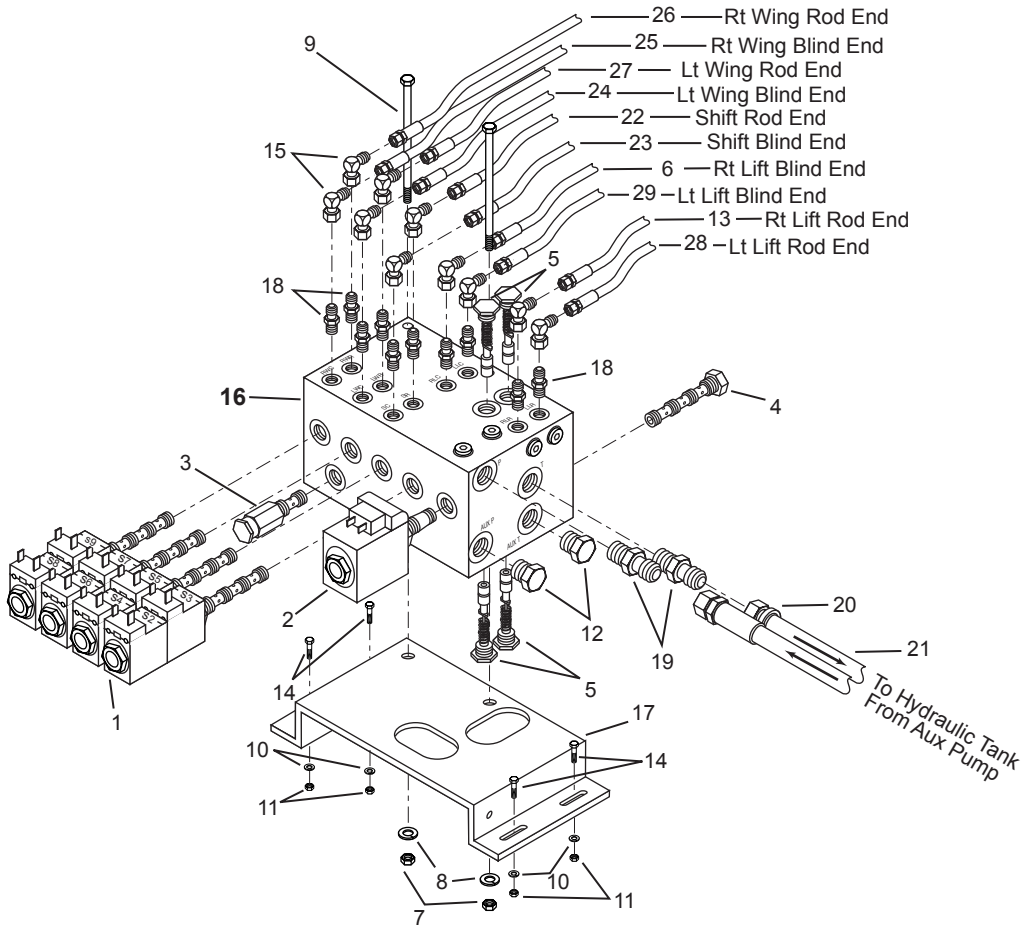


HYDRAULIC

REF	PART NO.	QTY	DESCRIPTION	REF	PART NO.	QTY	DESCRIPTION
1	6602357	4	Valve-Sol., 4-Way, 3 Pos, Closed	14	0121900	4	Screw-0.25NC x 1.00
2	3361216	1	Hose Asm-04 x 264, 06MBX90-04FJX	15	3361213	8	Hose Asm-04 x 24, 06MBX90-04FJX
3	3361217	1	Hose Asm-04 x 274, 06MBX90-04FJX	16	3361680	1	Hose Asm-04 x 298, 04MPX-04FJX
4	3361214	1	Hose Asm-04 x 268, 06MBX90-04FJX	17	3361681	1	Hose Asm-04 x 308, 04MPX-04FJX
5	3361215	1	Hose Asm-04 x 278, 06MBX90-04FJX	18	3361682	1	Hose Asm-04 x 292, 04MPX-04FJX
6	6602134	8	Adapter-Hyd, ST, 06MB-04MJ	19	3361683	1	Hose Asm-04 x 302, 04MPX-04FJX
7	3361219	4	Orifice Plug-0.49OD, 0.2T,0.292,Alum.	20	9410278	2	Elbow-Hyd, 90, 04FJX-04MJ
8	0173206	4	Screw-0.25NC x 3.50	21	6602363	2	Adapter-Hyd, ST, 08MB-04MJ
9	0120386	4	Flat Washer-0.25	22	6602140	6	Tee-Hyd, 04MJ-04FJX-04MJ
10	0120380	8	Lock Washer-0.25	23	3361280	2	Valve Asm (Includes Ref #'s 1, 6-15)
11	0120375	8	Nut-0.25NC	24	3361238	1	Manifold Asm- Ref Only
12	3311294	2	Spacer Plate				
13	3311502	2	Bracket				

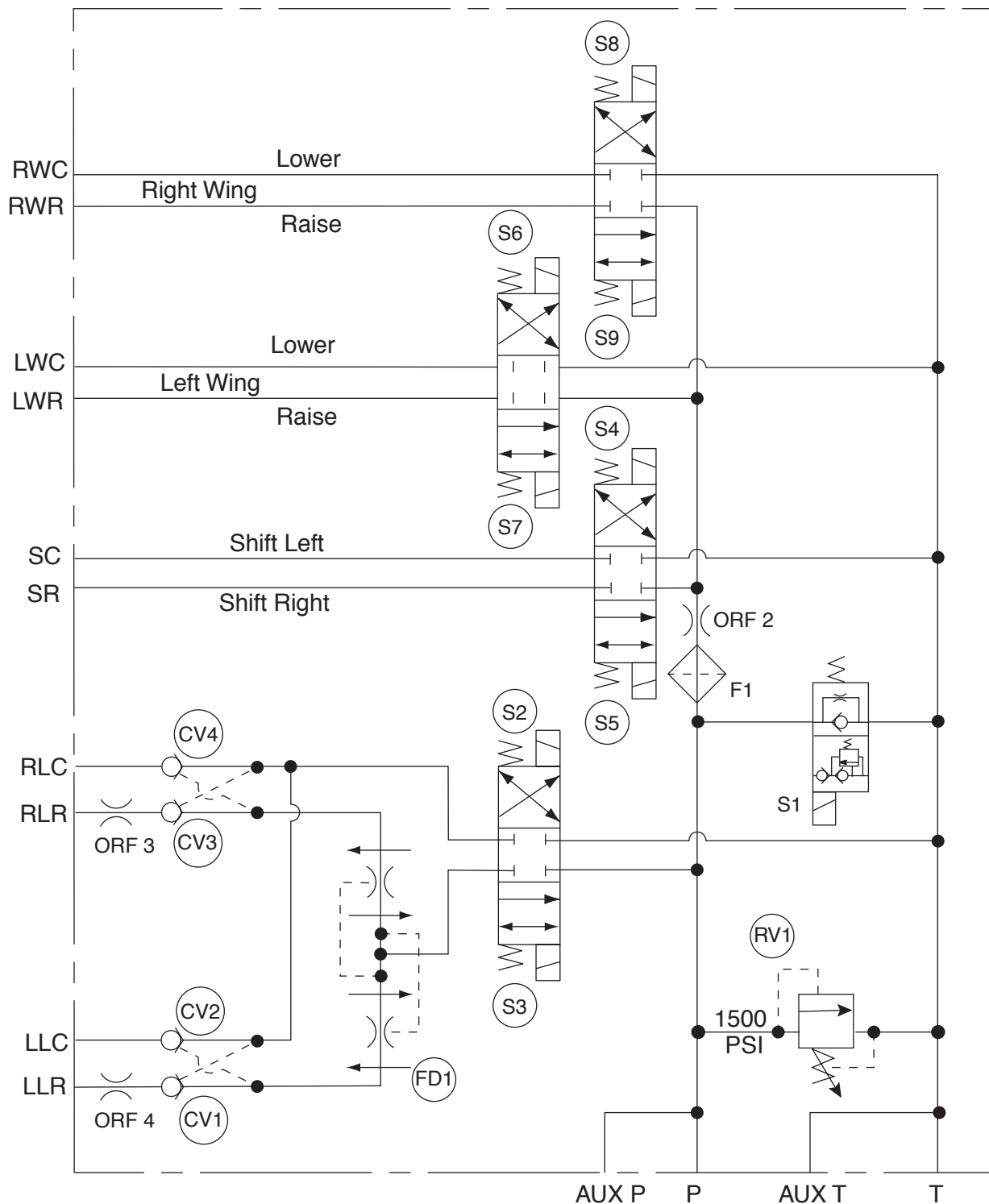


### 4 Station Manifold Assembly



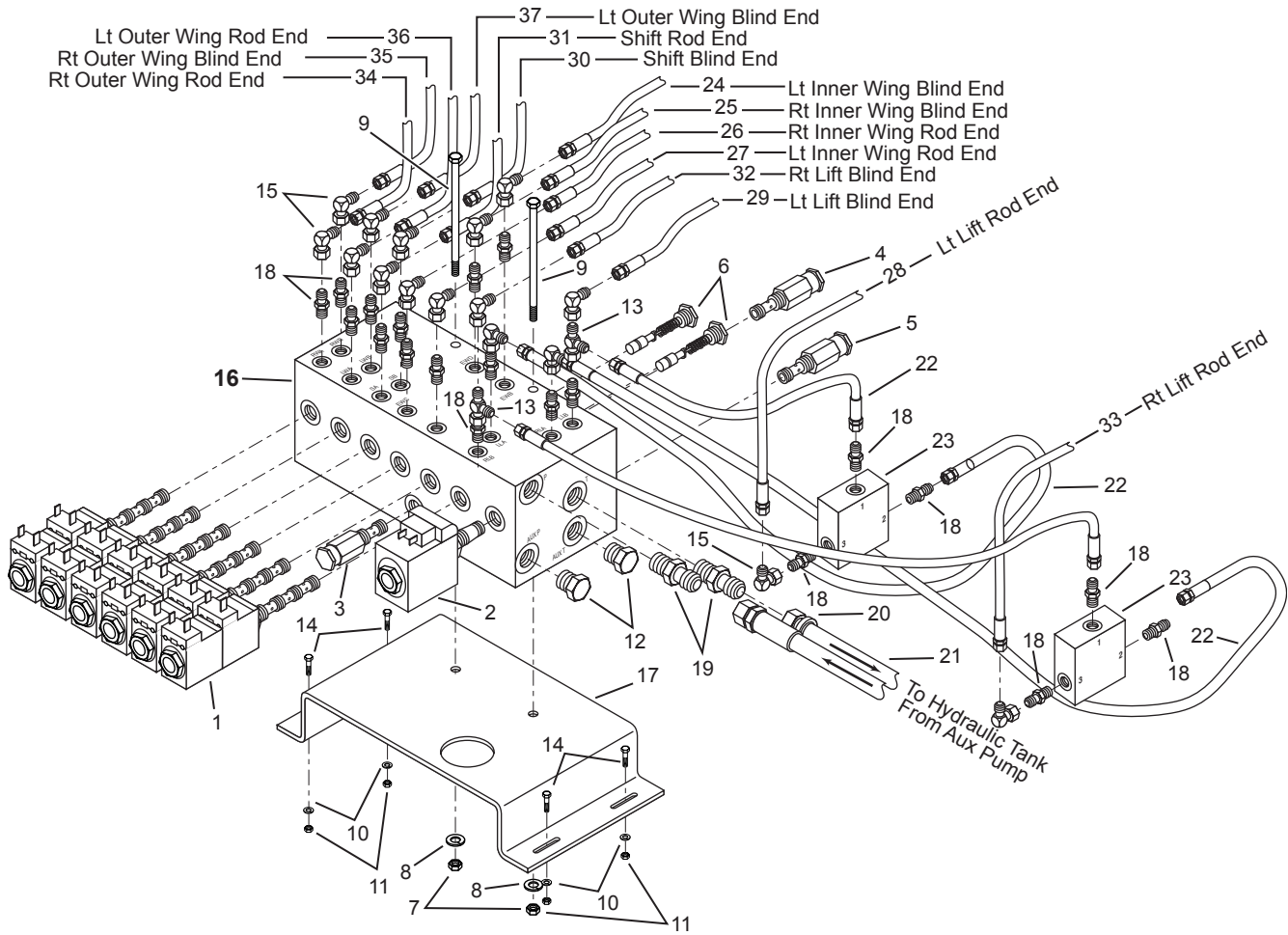
REF	PART NO.	QTY	DESCRIPTION	REF	PART NO.	QTY	DESCRIPTION
1	7230437	4	Valve-Sol,4-Way,3 Pos,Closed Ctr	21	6600662	1	Hose-Push Lock (Specify Length)
	7230438	1	Coil	22	3361099	1	Hose Asm-04 x 146,04FJX-06MPX90
2	7230434	1	Valve-Sol,2-Way,2 Pos,Open	23	3361098	1	Hose Asm-04 x 136,04FJX-06MPX90
	7230435	1	Coil	24	3361092	1	Hose Asm-04 x 180,04FJX-06MPX90
3	7230436	1	Valve-Relief,1500 psi setting	25	3361093	1	Hose Asm-04 x 160,04FJX-06MPX90
4	7230439	1	Flow Divider	26	3361095	1	Hose Asm-04 x 166,04FJX-06MPX90
5	7230433	4	Valve-Check,Pilot Oper	27	3361094	1	Hose Asm-04 x 174,04FJX-06MPX90
6	3361671	1	Hose Asm-04 x 132,04FJX-06MPX90	28	3361097	1	Hose Asm-04 x 149,04FJX-06MPX90
7	0120377	2	Nut-Hex-0.38NC	29	3361096	1	Hose Asm-04 x 126,04FJX-06MPX90
8	0120382	2	Lock Washer-0.38				
9	0179104	2	Screw-Hex,0.38NC x 4.50,Gr 2				
10	0120380	4	Lock Washer-0.25				
11	0120375	4	Nut-Hex,0.25NC				
12	9410359	2	Plug-Hyd,08MB				
13	3361672	1	Hose Asm-04 x 155,04FJX-06MPX90				
14	0121900	4	Screw-0.25NC x 1.00				
15	9410278	10	Elbow-Hyd,90,04FJX-04MJ				
16	6602356	1	Manifold Assembly (Includes Ref #'s 1-5)				
17	3361212	1	Bracket-Mtg,4 Sta,Hyd,Manifold				
18	9410200	10	Adapter-Hyd,ST,04MB-04MJ				
19	9410203	23	Adapter-Hyd,ST,08MB-08MJ				
20	6600663	1	Hose End-08 x 08MP,ST,LPSP				

### Schematic 6602356 - 4 Station Manifold Block



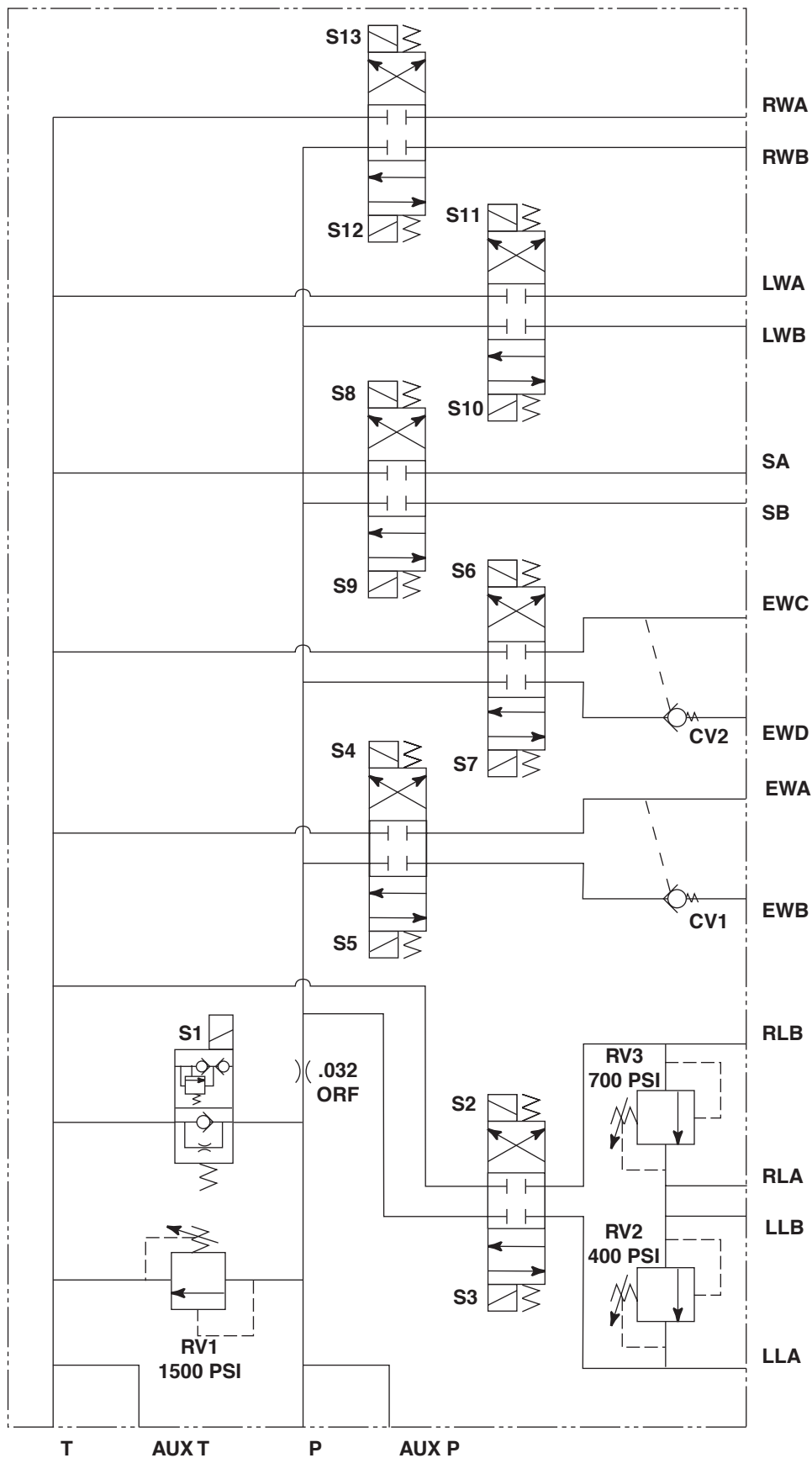
HYDRAULIC

### 6 Station Manifold Assembly with Internal Relief Valves



REF	PART NO.	QTY	DESCRIPTION	REF	PART NO.	QTY	DESCRIPTION
1	7230437	6	Valve-Sol,4-Way,3 Pos,Closed	19	9410203	23	Adapter-Hyd,ST,08MB-08MJ
	7230438	1	Coil	20	6600663	1	Hose End-08 x 08MP,ST,LPSP
2	7230434	1	Valve-Sol,2-Way,2 Pos,Open	21	6600662	1	Hose-Push Lock (Specify Length)
	7230435	1	Coil	22	3361301	4	Hose Asm-04 x 45,04FJX-04FJX
3	7230436	1	Valve-Relief,1500 psi setting	23	6603158	2	Valve-Check,Pilot Operated
4	7230432	1	Valve-Relief,400 psi setting	24	3361092	1	Hose Asm-04 x 180,04FJX-06MPX90
5	7230431	1	Valve-Relief,700 psi setting	25	3361093	1	Hose Asm-04 x 160,04FJX-06MPX90
6	7230433	2	Valve-Check,Pilot Oper	26	3361095	1	Hose Asm-04 x 166,04FJX-06MPX90
7	0120377	2	Nut-Hex-0.38NC	27	3361094	1	Hose Asm-04 x 174,04FJX-06MPX90
8	0120382	2	Lock Washer-0.38	28	3361097	1	Hose Asm-04 x 149,04FJX-06MPX90
9	0179104	2	Screw-Hex,0.38NC x 4.50,Gr 2	29	3361096	1	Hose Asm-04 x 126,04FJX-06MPX90
10	0120380	4	Lock Washer-0.25	30	3361098	1	Hose Asm-04 x 136,04FJX-06MPX90
11	0120375	4	Nut-Hex,0.25NC	31	3361099	1	Hose Asm-04 x 146,04FJX-06MPX90
12	9410359	2	Plug-Hyd,08MB	32	3361671	1	Hose Asm-04 x 132,04FJX-06MPX90
13	9410304	2	Tee-Hyd, 04MJ-04FJX-04MJ	33	3361672	1	Hose Asm-04 x 155,04FJX-06MPX90
14	0121900	4	Screw-0.25NC x 1.00	34	3361214	1	Hose Asm-04 x 268,04FJX-06MPX90
15	9410278	15	Elbow-Hyd,90,04FJX-04MJ	35	3361215	1	Hose Asm-04 x 278,04FJX-06MPX90
16	6603033	1	Manifold Assembly Includes Items 1 through 6	36	3361216	1	Hose Asm-04 x 264,04FJX-06MPX90
17	3361297	1	Bracket-Mtg,6 Sta,HD,Manifold	37	3361217	1	Hose Asm-04 x 274,04FJX-06MPX90
18	9410200	17	Adapter-Hyd,ST,04MB-04MJ				

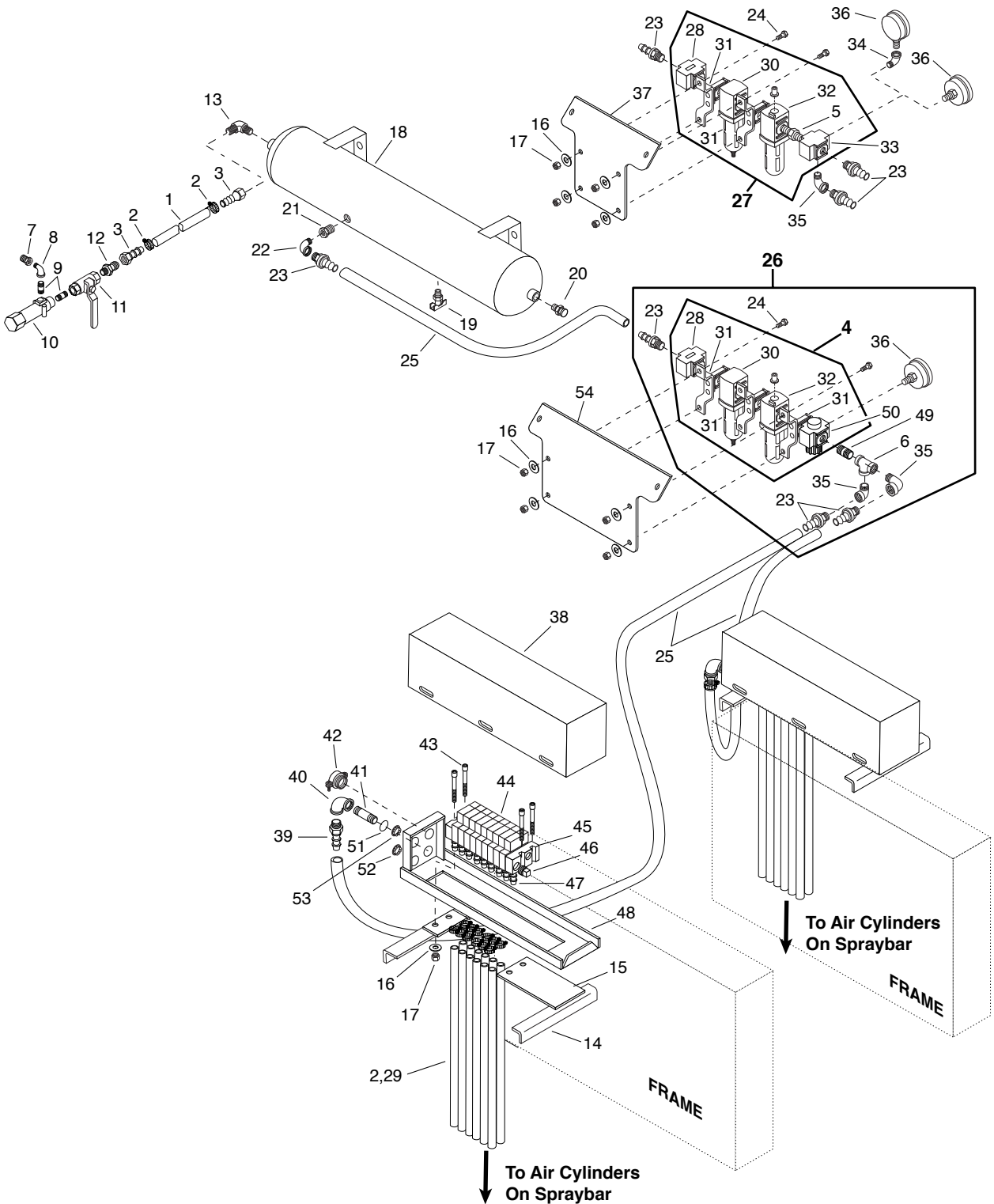
### Schematic 6603033 - 6 Station Manifold Block



HYDRAULIC

**Air Supply**  
 Spraybar Controlled in 1' Increments  
 Frame Mounted Air Valves

**Asm w/o Pressure Regulator - Superseded  
 by Asm w/ Pressure Regulator  
 as shown below**



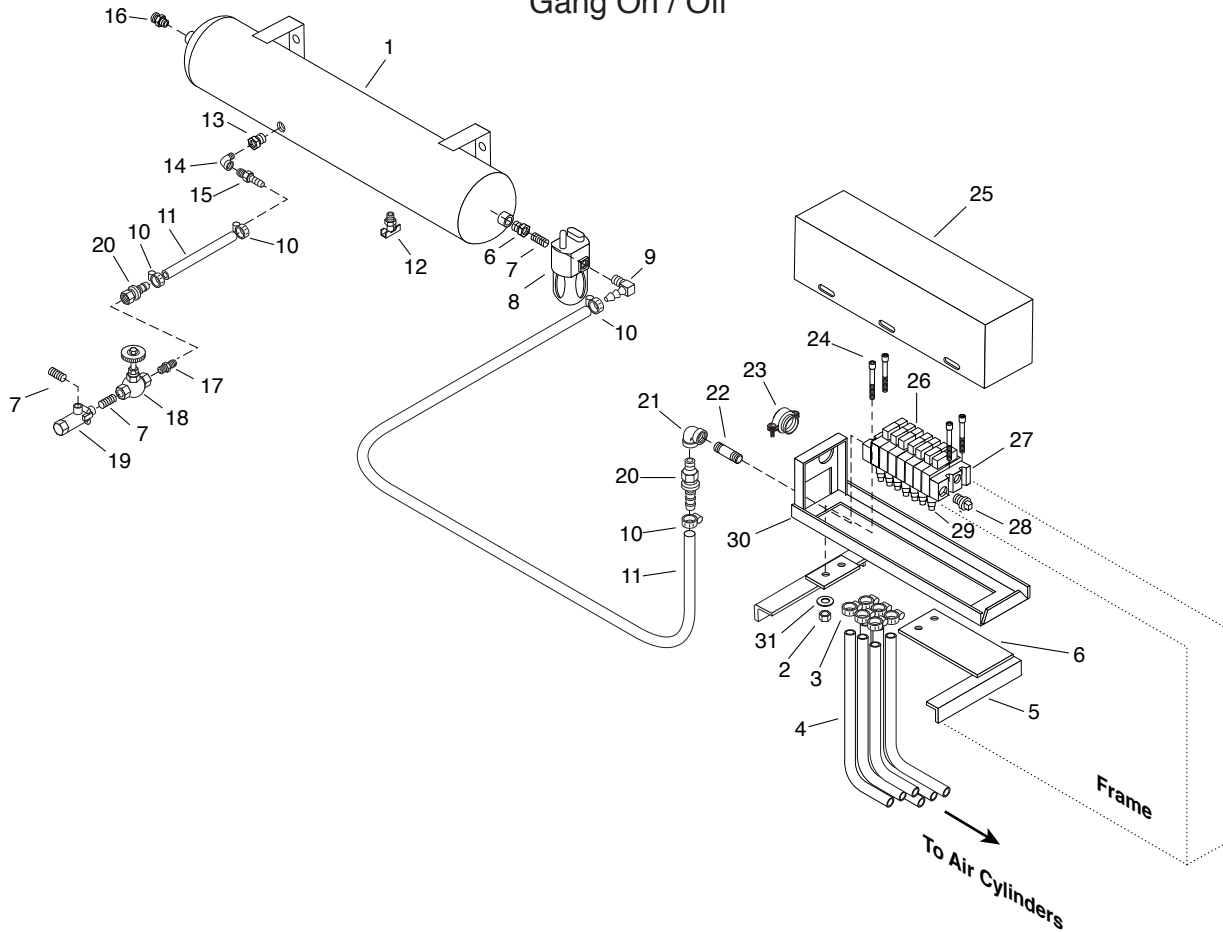
AIR SYSTEM

**Air Supply**  
**Spraybar Controlled in 1' Increments**  
**Frame Mounted Air Valves**

REF	PART NO.	QTY	DESCRIPTION	REF	PART NO.	QTY	DESCRIPTION
1	6600324	AR	Hose-Hyd,0.38,300 WP/FT	40	0119097	2	Elbow-PP,90,0.38NPT,PN
2	6000087	AR	Clamp-Hose,,.56-1.06	41	0120128	2	Nipple-PP,Sch 40,0.38 x 3.50,PN
3	6600306	2	Hose End-06 x 06FSX,ST,LPSP	42	6701510	2	Connector-Romex,0.75 Trac
4	6602982	1	Filter/Regulator/Lubricator Asm <i>Includes Ref #'s 28, 30-32, 50)</i>	43	0138207	8	Cap-Screw-Hex,Skt. 1/4-20 x 2 1/4
5	6601714	1	Adapter-Hydr,St,08MP-08MP	44	6604037	AR	Valve-Air,2 Pos,4 Way,12VDC, Mac
6	0144035	1	Tee-Pipe,0.50,PD	6604038	AR	Coil	
7	0119931	4	Bushing-PP,0.38 x 0.25NPT,PN	7420231	1	Gasket-Stacking,Air Valve,Mac	
8	0105423	2	Elbow-PP,90,ST,0.25NPT,PN	PD10680	1	Kit-Repair Spl Mac Vlv 6604037	
9	0105407	3	Nipple-PP,Sch 40,0.25 x 1.50,PN	7530034	1	Sol & Pilot Asm for 6604037	
10	6600304	1	Valve-Pressure Regulator	45	6601456	2	Plate-End,Spraybar Cont Valve
11	6500366	1	Valve-Ball .25"	46	0219191	2	Plug-Pipe,SqHd,0.38NPT, PN
12	0118750	1	Adapter-Auto,ST,04MP-06MS	47	6602575	AR	Hose End,03 x 04MP,ST
13	6200179	1	Elbow-Flared Tube,Leggett 10F33	48	3361233	2	Air Valve Mtg. Brkt Asm S2000
14	3361227	4	Angle-Mtg. Air Vlv Box	49	6200601	1	Nipple-Pipe,0.50 Cl,PD
15	3360832	2	Support Plate-Air Val Mount Br	50	7050144	1	Regulator
16	0120386	12	Washer-Flat,0.25A(0.31 x 0.73),PD	51	6703407	2	Grommet
17	9413946	12	Nut-Hex,Lock,0.25NC,EA,PD	52	6703406	2	Plug-Button,1"
18	6603024	1	Reservoir-Air 6.00 x 35.2	53	6700723	2	Plug-Knockout,3/4"
19	6600162	2	Cock-Drain,0.25 In. Spanco Brs.	54	3361305	1	Bracket-Mtg. Modular Filter/Reg/Lub.
20	6600299	1	Vlv-Safety,Midland 110715				AR = As Required
21	0144034	1	Bushing-PP,0.75 x 0.50NPT,PN				
22	0108686	3	Elbow-PP, 90,ST,0.50NPT,PN				
23	6600663	4	Hose-End,08 x 08MP,ST,LPSP				
24	0121887	4	Screw-Hex,0.25NC x 0.75,GR2,PD				
25	6600662	AR	Hose-Push Lok,Parker 801-8				
26	3361306	1	Kit-Filter/Reg/Lub Asm-Wilkerson <i>(Includes Assembly 4, &amp; Ref #'s 6, 23, 24, 35, 36, 49)</i>				
27	6602818	1	Filter/Reg/Lub Wilkerson <i>(Includes Ref #'s 5, 28, 30-33)</i>				
28	7050060	1	Safety Lockout Valve, 1/2"				
29	6309255	AR	Hose-Fuel,0.19 ID/FT				
30	7050059	1	Filter W/Auto Drain, 1/2"				
	7050067	1	Filter				
	7050065	1	Bowl/Guard				
	7050066	1	O Ring				
31	7050061	3	Joiner				
32	7050058	1	Lubricator,1/2"				
	PD11195	1	Sight Dome Asm				
	7050064	1	Bowl/Guard				
	7050066	1	O Ring				
33	7050320	1	Diverter Block, 1/2"				
34	0144112	1	Elbow-Pipe,90,ST,0.25NPT,PD				
35	0127961	2	Elbow-Pipe,90,ST,0.50NPT,PD				
36	6600168	1	Gauge-Pres,2.5 In.,150 PSIG,Bot. Port				
	6602992	1	Gauge-Pres,2.5 In.,150 PSIG,Back Port				
37	3361263	1	Bracket-Mtg. Modular Filter/Lub.				
38	3360859	2	Lid-Air Valve Mounting Bracket				
39	6602128	2	Hose End-08 x 06MP, ST,LPSP				

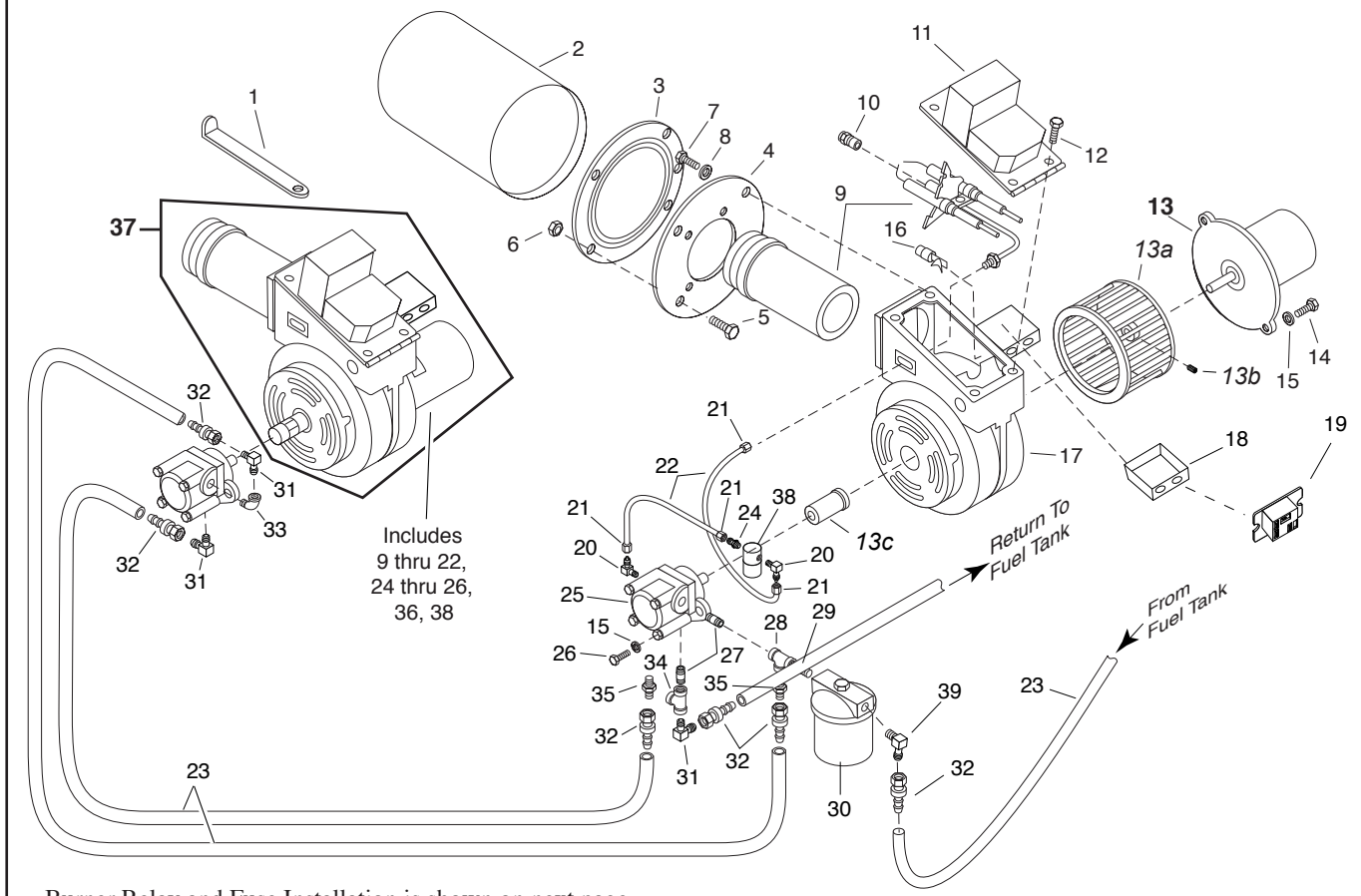
AIR SYSTEM

### Air Supply - Gang On / Off



REF	PART NO.	QTY	DESCRIPTION	REF	PART NO.	QTY	DESCRIPTION
1	6603024	1	Reservoir-Air 6.00 x 35.2	23	6701510	1	Romex Connector, 0.75
2	9413946	4	Locknut, 0.25NC, EA, PD	24	0138207	4	Cap Screw, 0.25NC x 2.25
3	6001005	AR	Clamp, Screw Type, M5	25	S3119AE	1	Lid
4	6309255	AR	Hose, 0.19 ID, Ft.	26	6604037	AR	Air Valve, 2 Pos, 4 Way, 12 VDC
	6600324	AR	Hose-0.38 Per Ft.		6604038	AR	Coil
5	3361227	2	Mounting Angle	7420231		1	Gasket
6	S3119AB	2	Support Plate	PD10680		1	Repair Kit
7	0105407	3	Pipe Nipple, Sch 40, 0.25 x 1.50	7530034	AR		Solenoid
8	6600137	1	Oiler	27	6601456	2	End Plate
	7420225	1	Bowl	28	0219191	1	Pipe Plug, SqHd, 0.38NPT
9	6602402	1	Hose Barb - 06 x 04MP, 90 Deg	29	6602575	AR	Hose End, 0.19 Hose x 0.12MPT, ST
10	6000087	4	Hose Clamp, 0.56 - 1.06		6600305	2	Hose End-06 x 04MP, ST, LPSP
11	6600324	AR	Hose, 0.38 Per Ft.	30	S3119AD	1	Bracket Asm
12	6600162	1	Drain Cock, 0.25	31	0120386	4	Flat Washer, 0.25A, PD
13	0144033	1	Pipe Bushing, 0.75 x 0.25NPT				
14	0105423	1	Pipe Elbow, 90, ST, 0.25NPT				
15	6600305	1	Hose End, 06 x 04MP, ST, LPSP				
16	6600299	1	Safety Valve				
17	0118750	1	Adapter-Auto, ST, 04MP-06MS				
18	6600303	1	Globe Valve, ST, 0.25				
19	6600304	1	Pressure Regulator Valve				
20	6600306	2	Hose End, 06 x 06FSX, ST, LPSP				
21	0119097	2	Elbow, 90, 0.38NPT, PN				
22	0120128	2	Nipple, Sch 40, 0.38 x 3.5				
							AR = As Required

## Fuel Oil Burner Installation



Burner Relay and Fuse Installation is shown on next page.

A Wiring Schematic for Burner Controls appears in the Electrical section in the back of this manual

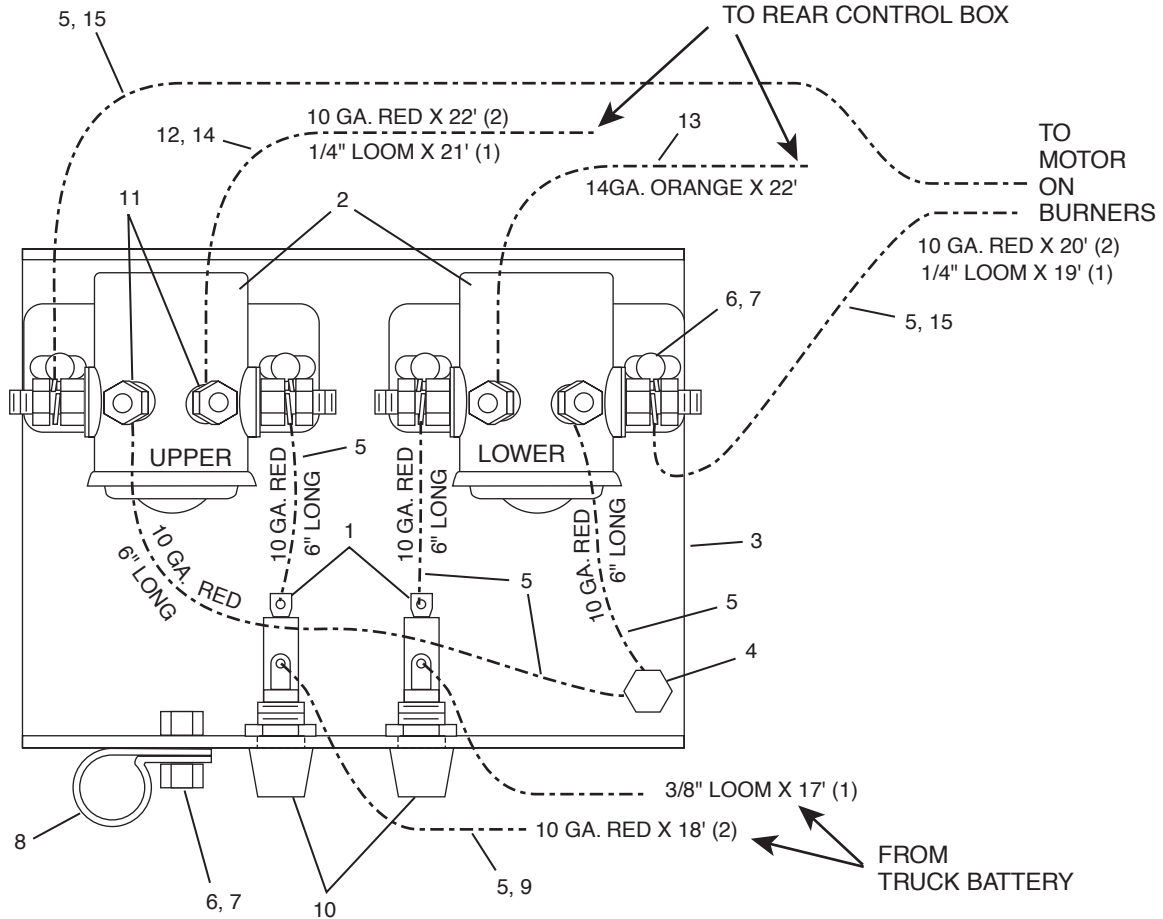
REF	PART NO.	QTY	DESCRIPTION	REF	PART NO.	QTY	DESCRIPTION
1	3331270	1	Holder-Hi Press. Comb Tube	22	6309067	AR	Tube-Copper, 0.19 x 0.03, Generic
2	6500041	1	Tube-Combustion	23	6600324	AR	Hose-0.38 Per Ft
3	3331277	1	Flue-Mtg. Beckett	24	0120703	1	Union-Half, 3/16TBG x 1/8MPT
4	3331436	1	Flange-Burner Mount	25	6500399	1	Fuel Pump
5	0120233	4	Screw-Hex, 0.38NC x 1.00, GR2, PD	26	0122017	2	Screw-Hex, 0.31NC x 1.00, GR2, PD
6	0274993	4	Nut-Hex, Lock, 0.38NC, EA, PD	27	0119920	2	Nipple-Sch 40, 0.25 x 2.00, PN
7	0121887	4	Screw-Hex, 0.25NC x 0.75, GR2, PD	28	0281839	1	Tee-Pipe, 0.38 x 0.25 x 0.25NPT, PN
8	0120238	4	Nut-Hex, Jam, 0.50NC, PD	29	0121207	1	Nipple-PP, Sch 40, 0.38 x 1.00, CL, PN
9	6500337	1	Burner Air Tube-7.5" Tube Length	30	6500342	1	Filter Asm
10	6500357	1	Nozzle-2.0 GPH, 30 Solid	7730001		1	Filter Element-Oil, Replacement
11	6500397	1	Transformer-Ignition	31	0118755	3	Elbow-Auto, 90, 04MP-06MS
12	0120706	4	Screw-Hex, 0.25NC x 0.50, GR2, PD	32	6600306	6	Hose End-06 x 06FSX, ST, LPSP
13	6500386	1	Motor-Elect., 14 Volt 3450 RPM (includes 13a, 13b, 13c)	33	0105423	1	Elbow-Pipe, 90, ST, 0.25NPT, PN
13a	6500388	1	Blower Wheel-6.25 Dia.	34	0105417	1	Tee-Pipe, 0.25NPT, PN
13b	0139010	1	Screw-Sock, 0.25NF x 0.32, CUP, PN	35	0118750	2	Adapter-Auto, ST, 04MP-06MS
13c	6500387	1	Coupling-Blower to Motor	36	6500351	1	Burner Head-NO. F313
14	0122007	2	Screw-Hex, 0.31NC x 0.75, GR2, PD	37	3331579	1	Becket Burner Asm-w/o Genisys (Includes Ref #'s 9-22, 24-26, 36, 38)
15	0120214	4	Washer-Lock, 0.31, Spring, PD	38	6500400	1	Fuel Valve
16	6500346	1	Cad Cell-Burner, Hi Press	39	6200179	1	Elbow-Flard Tube, Ligget 10F33
17	6500343	1	Housing Asm-Burner, Hi Press				AR = As Required
18	6704175	1	Ring-4" Box Extension				
19	6702496	1	Relay-Master Power for Beckett				
20	6200362	2	Elbow-3/16 Tube x 1/8MPT				
21	0120704	4	Nut-Flared Tube, 0.18 x 0.81				

BURNER SYSTEM



## Relay and Fuse - Fuel Oil Burner

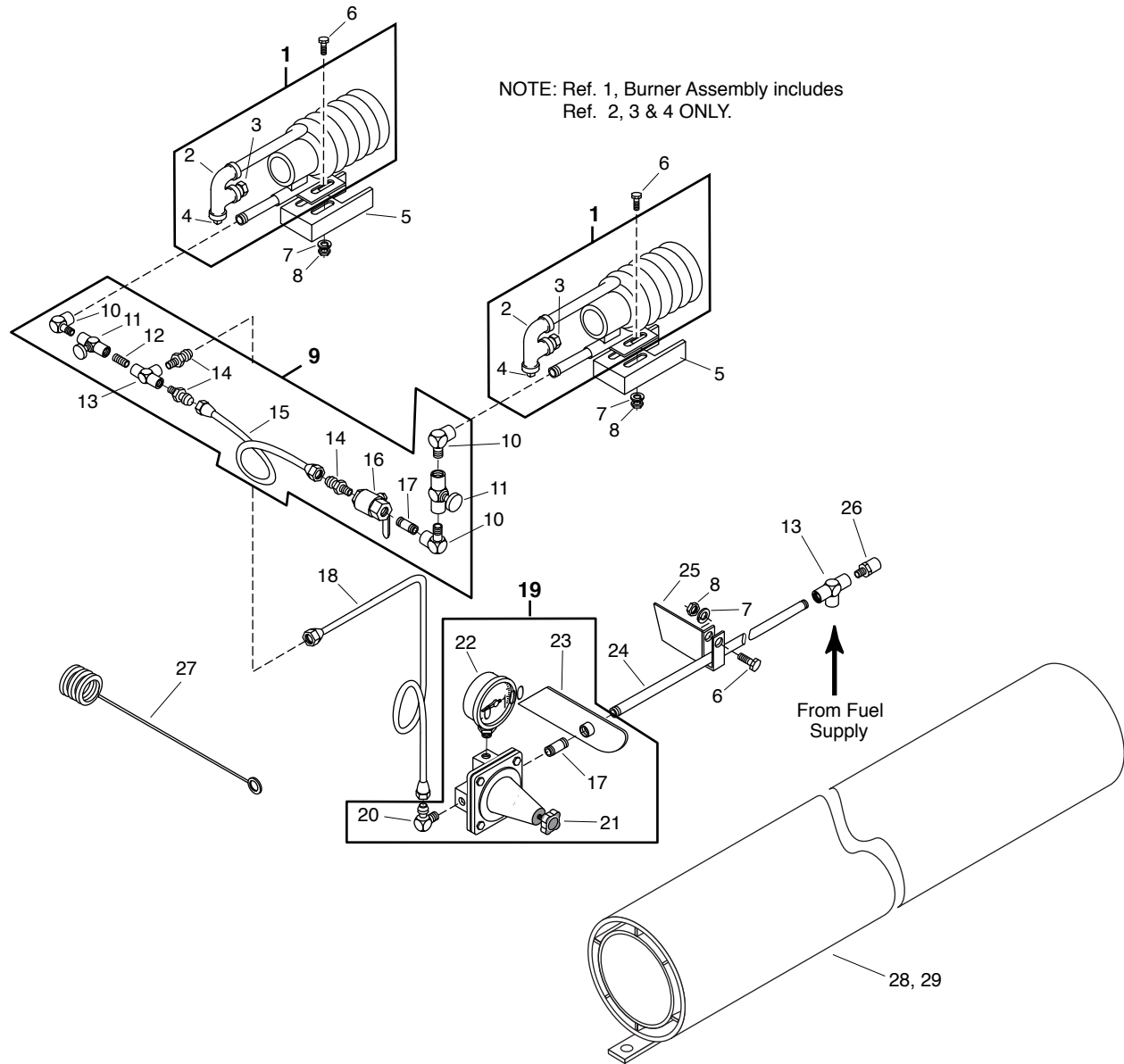
7230287



BURNER SYSTEM

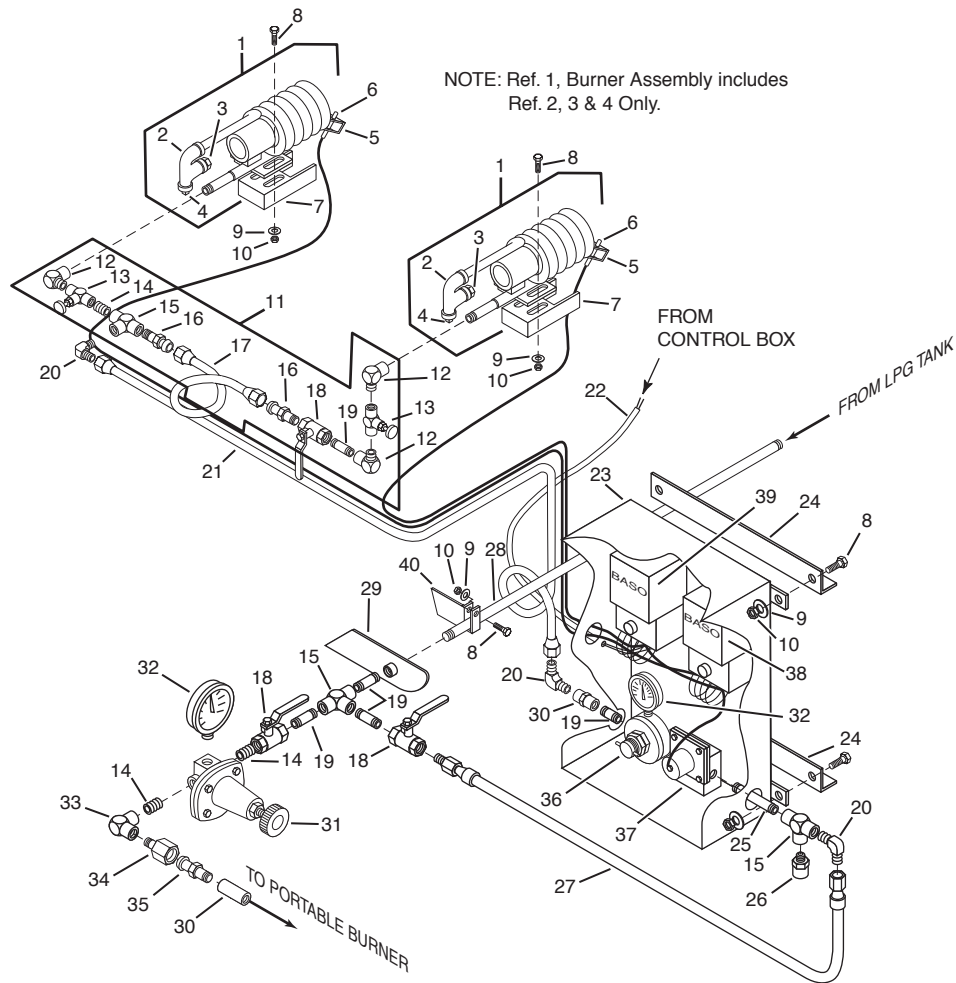
REF	PART NO.	QTY	DESCRIPTION	REF	PART NO.	QTY	DESCRIPTION
1	6702460	2	25 Amp Fuse, 3AG, Sloblow	14	6000108	AR	Fibre Loom, 0.31 In.
2	6702014	2	Solenoid Relay	15	6000107	AR	Fibre Loom, 0.25 In.
3	3361179	1	Mounting Bracket				AR = As Required
4	6701750	4	Terminal-Ring, 10 Ga., 0.25 in Stud				
5	6700224	AR	10 Ga. Wire, Red				
6	0120706	6	Screw-0.25NC x 0.50				
7	9413946	6	Lock Nut-0.25NC				
8	6000462	1	0.75 Rubber Clamp				
9	6000109	AR	Fibre Loom, 0.38 In.				
10	6702461	2	Fuseholder				
11	6700238	5	Terminal				
12	6700119	AR	14 Ga. Wire, Plastic, Red				
13	6700118	AR	14 Ga. Wire, Plastic, Orange				

## LPG Burners



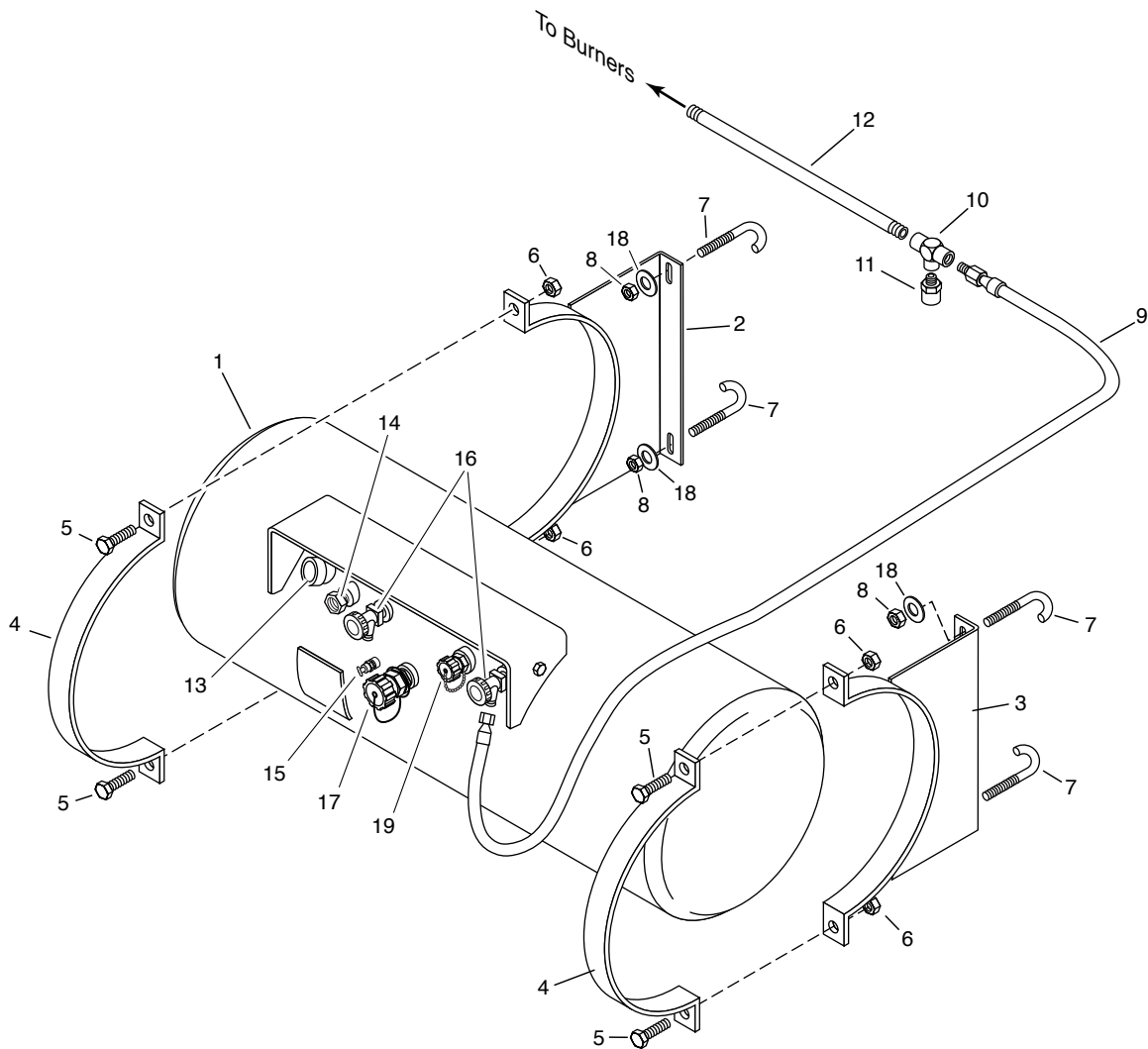
REF	PART NO.	QTY	DESCRIPTION	REF	PART NO.	QTY	DESCRIPTION
1	3331073	2	Burner Asm (Includes Ref #'s 2-4, but NOT 5-8)	16	6500366	1	Ball Valve, 0.25
2	3331036	1	Vapor Plug Holder	17	6200417	2	Nipple-Sch 80, 0.25 x 1.50
3	3331086	1	Nozzle	18	3331362	1	Tube Asm
4	0219191	1	Pipe Plug, SqHd, 0.38NPT	19	3331885	1	Regulator Asm (Includes Ref #'s 17, 20-23)
5	3331870	1	Mounting Bracket Asm	20	0118755	1	Elbow-Auto, 90, 04MP-06MS
6	0121887	5	Screw, 0.25NC x 0.75	21	7720018	1	Pressure Regulator
7	0120380	5	Lock Washer, 0.25	22	6600196	1	Pressure Gauge, 2", 0-100 PSIG
8	0120375	5	Nut, 0.25NC	23	3331875	1	Bracket Asm
9	7720001	1	Piping Asm (Includes Ref #'s 10-17)	24	3331412	1	Pipe-0.25, Single Axle
10	0454109	3	Elbow-Auto, 04FP-04MP	3331413	1	Pipe-0.25, Tandem Axle	
11	6500064	2	Needle Valve, 0.25NPTF, W/Pilot	25	3330185	1	Support Asm
12	6200292	3	Nipple, Sch 80, 0.25 x 0.87CL	26	7720014	1	Relief Valve, 400 PSI
13	0454121	2	Tee-Auto, 04FP-04FP-04FP	27	3330077	1	Lighting Asm
14	0118750	3	Adapter-Auto, ST, 04MP-06MS	28	3331200	AR	Liner Asm-24 In., S.S., 8 In Flue
15	3331108	1	Tube Asm	29	3331196	AR	Liner Asm-48 In., S.S., 8 In Flue

### LPG Burners With Outfire



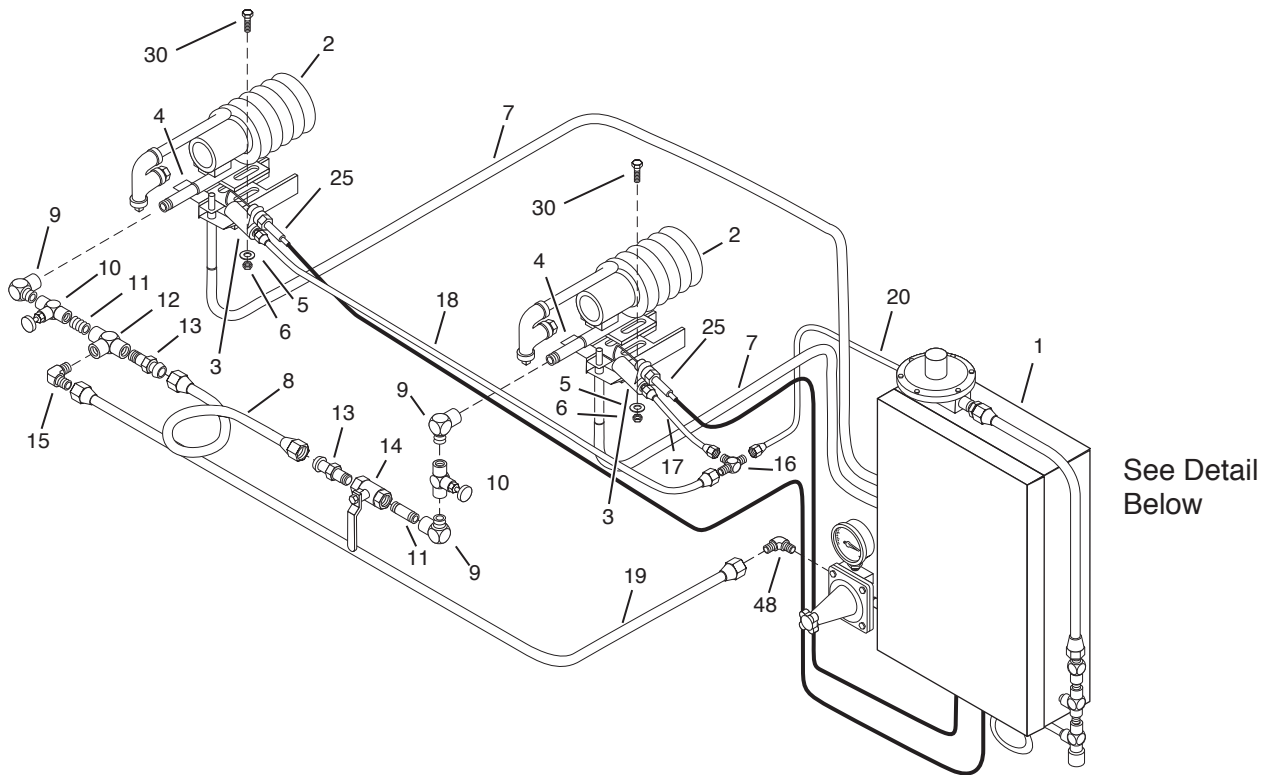
REF	PART NO.	QTY	DESCRIPTION	REF	PART NO.	QTY	DESCRIPTION
1	3331073	2	Burner Asm-LPG ETNYRE	23	6500020	1	Shut Off-12 V, B-3 Burner
2	3331036	1	Holder-Vapor Plug	24	3331879	2	Angle-Mt Outfire Box
3	3331086	1	Nozzle-L.P.G. Burner ETNYRE	25	6200419	1	Nipple-PP, Sch 80, 0.25 x 3.50, PD
4	0219191	1	Plug-PIPE, SqHd, 0.38NPT, PN	26	7720014	1	Valve-Relief, 400 PSI LPG HYDRO
5	3331898	2	Bracket Asm-Mtg. Thermocouple	27	3331886	1	Hose Asm-28.5" LPG Outfire Box
6	6500113	2	Thermocouple-Duel Fuel B-3	28	3331412	AR	Nipple-PP, Sch 80, 0.25 x 85, TBE, PN
7	3331870	2	Bracket Asm-Mtg. LPG BRNR HT		3331413	AR	Nipple-PP, Sch 80, 0.25 x 144, TBE, PN
8	0121887	9	Screw-Hex, 0.25NC x 0.75, GR2, PD	29	3331875	1	Bracket Asm-Fuel Line
9	0120380	9	Washer-Lock, 0.25, Spring, PD	30	0144068	1	Coupling-Pipe, 0.25NPT, PD
10	0120375	9	Nut-Hex, 0.25NC, PD	31	7720018	1	Regulator-Pressure
11	7720001	1	Piping Asm-B3 Burner Conn.	32	6600196	2	Gauge-Press, 1 In., 0-100 PSIG
12	0454109	3	Elbow-Auto, 90, 04FP-04MP, PD	33	0454085	1	Elbow-Auto, 90, 04FP-04FP, PD
13	6500064	2	Valve-Needle, 0.25NPTF, W/Pilot	34	6600785	1	Adapter-POL x 1/4MPT
14	6200292	3	Nipple-PP, Sch 80, 0.25 x 0.87 CL, PD	35	6600043	1	Connector-Tank LPG Press Reg.
15	0454121	3	Tee-Auto, 04FP-04FP-0FP, PD	36	6500008	1	Regulator-REGO 499M
16	0118750	2	Adapter-Auto, ST, 04MP-06MS	37	7720011	1	Valve-Gas Elect., 250 PSI - 12Y
17	3331108	1	Tube Asm-Burner Piping Propane	38	7720045	1	Switch-Safety, BASO L61LL-B
18	6500366	3	Valve-Ball, 0.25 JOMAR T-100	39	6500133	1	Switch-Safety, BASO L61LL-1
19	6200417	5	Nipple-PP, Sch 80, 0.25 x 1.50, PD	40	3330185	1	Supt Asm-Right, Fuel Line
20	0118755	3	Elbow-Auto, 90, 04MP-06MS				
21	3331881	1	Tubing-Outfire To Main Burners				AR - As Required
22	3331880	1	Harness-Power Supply Therm CTL				

## LPG Tank



REF	PART NO.	QTY	DESCRIPTION	REF	PART NO.	QTY	DESCRIPTION
1	6500333	1	Tank-LPG, 42 Gal., 18 x 42, Chassis	13	PD10738	1	Gauge-Sight, Screw In Dial
	6500045	1	Tank-LPG, 52 Gal., 18 x 53, Chassis		PD10743	1	Gauge-Sight, Snap In Dial
	6500360	1	Tank-52 GL LPG 22 x 36 Texas RR	14	7720065	1	Valve-Relief, Tank LPG 18 x 42 + 53
2	3331034	1	Bracket Asm-Propane Tank Mt LT	15	7720062	1	Valve-20 Pct, Tank LPG 18 x 42 + 53
	3331299	1	Brkt Asm-Propane Tnk Mt LT 22"	16	7720066	2	Valve-Liquid, Tank LPG 18 x 42 + 53
3	3331035	1	Bracket Asm-Propane Tank Mt RT	17	7720064	1	Valve-Fill, Tank LPG 18 x 42 x 53
	3331300	1	Bracket Asm-Propane Tnk Mt RT 22"	18	9422850	4	Washer-Flat, 0.62A (0.65 x 1.31)HN
4	3330293	1	Ring-18 In. Propane Bottle	19	PAR1631	1	Valve-Vapor Return
	3331296	1	Propane Tank Ring 22"				
5	0120237	4	Screw-Hex, 0.50NC x 3.00, GR2, PD				
6	9411727	4	Nut-Hex, Lock, 0.50NC EA, PD				
7	3360726	4	Bolt-Hook, Bit, Frame Truck				
8	9413948	4	Nut-Hex, Lock, 0.62NC, EA, GRA, PD				
9	3331076	1	Hose Asm-Propane Tank Inst RH				
10	0454121	1	Tee-Auto, O4FP-O4FP-O4FP, PD				
11	7720014	1	Valve-Relief, 400 PSI LPG Hydro				
12	3331412	AR	Nipple-PP, Sch 80, 0.25 x 85, TBE, PN				
	3331413	AR	Nipple-PP, Sch 80, 0.25 x 144, TBE, PN				

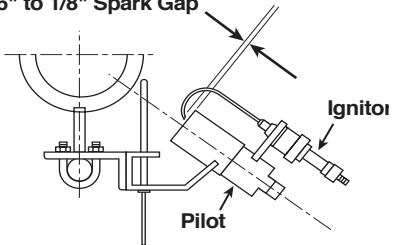
## Thermocontrol - 12 Volt Etnyre LPG Burners



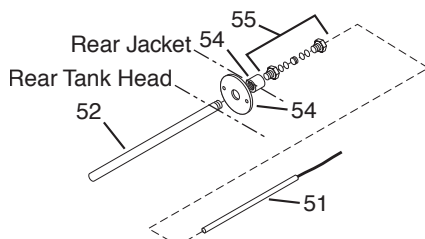
BURNER SYSTEM

Set up both burners as shown below

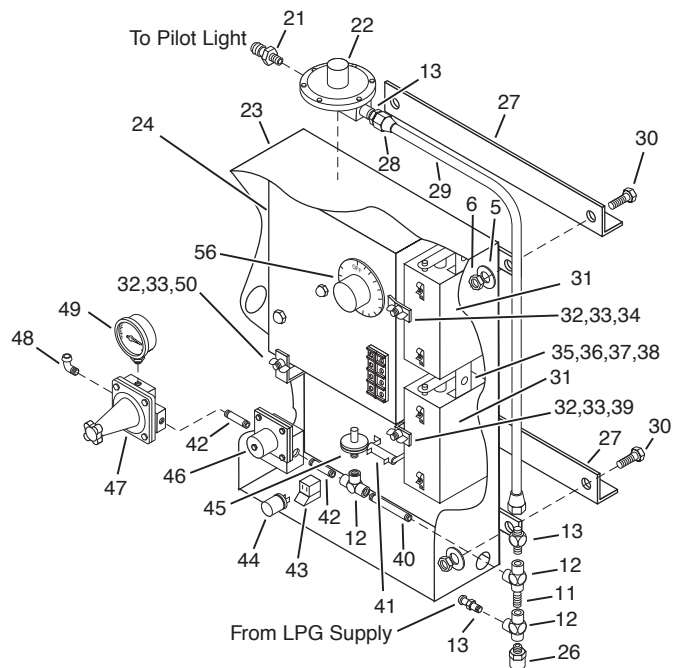
1/16" to 1/8" Spark Gap



Well - Thermometer Installation

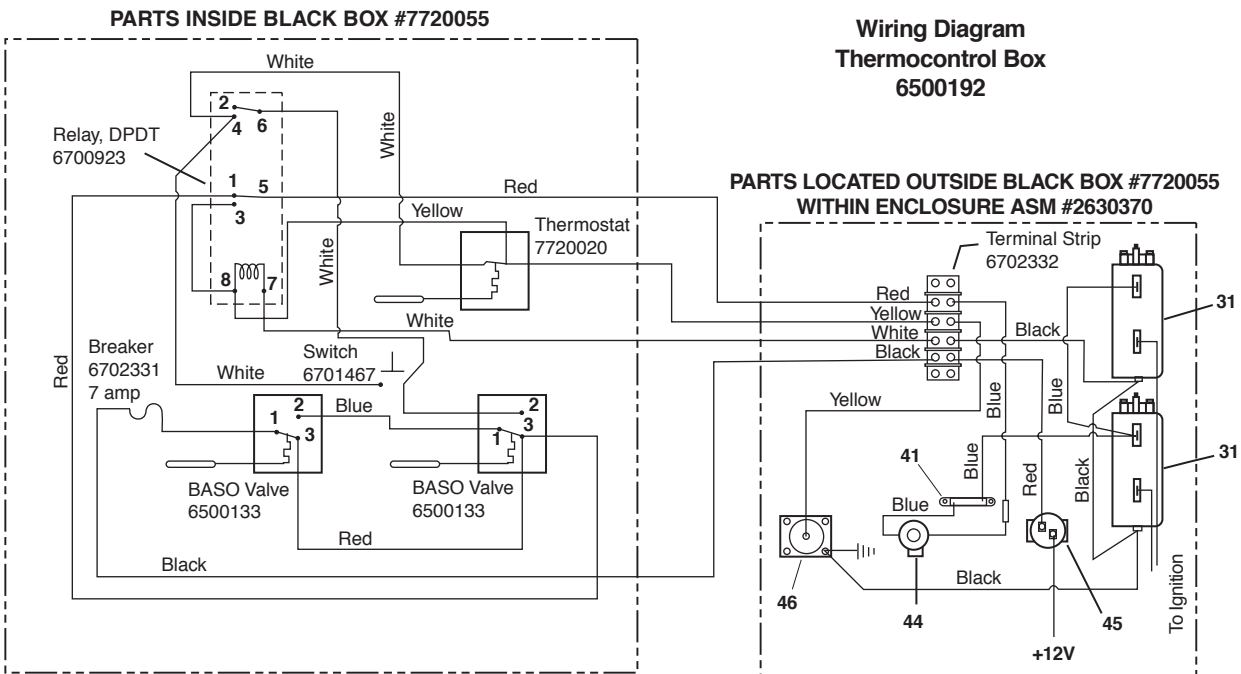


Detail of Thermocontrol Box



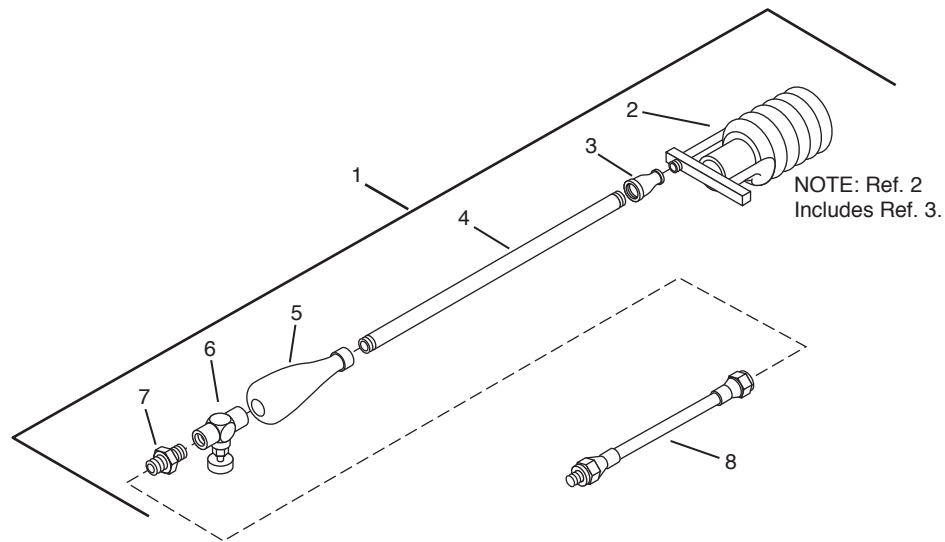
## Thermocontrol - 12 Volt Etnyre LPG Burners

REF	PART NO.	QTY	DESCRIPTION	REF	PART NO.	QTY	DESCRIPTION
1	6500192	1	Control-Flame Out & Temp, LPG	29	6309071	1	Tube-0.38 x 0.25 Copper, Type L
2	3331073	2	Burner Asm-LPG	30	0121887	4	Screw-Hex, 0.25NC x 0.75,GR2,PO
3	3331877	2	Pilot Asm W/Plug & Mtg. Brkt.	31	7720017	2	Ignition Coil
4	3331878	2	Pipe Clip-0.25NC	32	0432903	3	Screw-0.25NC x 4.00
5	0120380	8	Lock Washer-0.25NC	33	0126177	3	Wing Nut-0.25NC, Type A, PD
6	0120375	8	Nut-0.25NC	34	2630586	1	Bracket
7	6500113	2	Thermocoupling	35	2660101	1	Spacer
8	3331108	1	Tube Asm	36	0436665	1	Screw-Mach, PNSL, 06NC x 0.50
9	0454109	2	Elbow-Auto, 90, 04FP-04MP,	37	0131044	1	Lock Washer-#6
10	6500064	2	Needle Valve-0.25NPTF, W/Pilot	38	0134530	1	Nut-Hex, Mach, #6NC
11	6200292	3	Nipple-PP, Sch 80, 0.25 x 0.88CL	39	2630585	1	Bracket
12	0454121	4	Tee-Auto, 4FP-04FP-04FP	40	6200473	1	Nipple-PP, Sch 80, 0.25 x 4.00
13	0118750	4	Adp-Auto, ST, 04MP-06MS	41	7720043	1	Resistor
14	6500366	1	Ball Valve-0.25	42	6200418	2	Nipple-PP, Sch 80, 0.25 x 3.00
15	6600731	2	Elbow-Auto, 90, 04MP-04MS	43	7720021	1	Bracket-Flasher
16	6602039	1	Tee-Auto, 04MC-04MC-04MC	44	6700318	1	Flasher-12V
17	3331883	1	Tubing-Tee to Outer Burner	45	7720008	1	Pressure Switch
18	3331884	1	Tubing-Tee to Inner Burner	46	7720011	1	Electric Gas Valve-250 PSI, 12V
19	3331881	1	Tubing-Outfire to Main Burners	47	7720018	1	Pressure Regulator
20	3331882	1	Tubing-Reg. to Outer Burner Tee	48	0118755	1	Elbow-Auto, 90, 04MP-06MS
21	6600465	1	Connector-Male, 04MC-06MP	49	6600196	1	Pressure Gauge, 2",0-100 PSI
22	7720023	1	Regulator-Pilot	50	2630584	1	Bracket
23	2630370	1	Outfire Box Enclosure	51	7720020	1	Thermostat & Sensing Element-450
24	7720055	1	Safety Relay-Thermostat	52	3300045	1	Well Asm-16"
	7720059	1	Safety Relay (For Single Burner)	53	2750166	1	Finishing Ring
25	7720022	2	Spark Plug	54	0120755	1	Pipe Coupling-0.38NPT
26	7720014	1	Relief Valve-400 PSI	55	6500105	1	Packing Gland
27	3331879	2	Angle-Mt. Outfire Box	56	7720061	1	Knob Asm
28	0121758	2	Flared Nut-0.38 OD TBG x 1 Lg.				

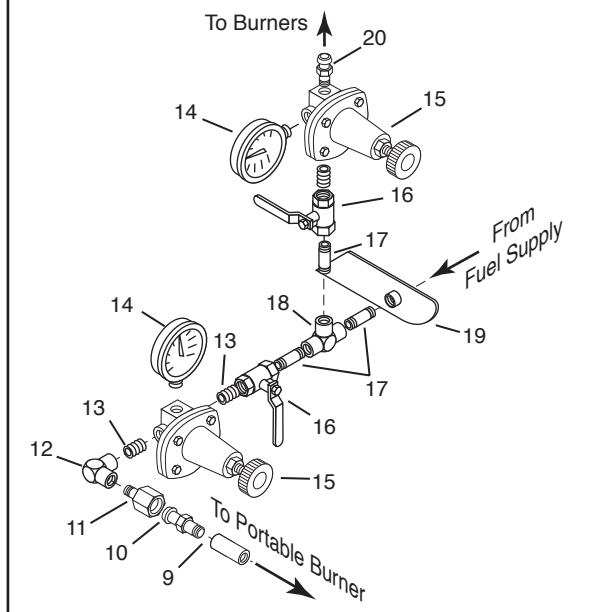


BURNER SYSTEM

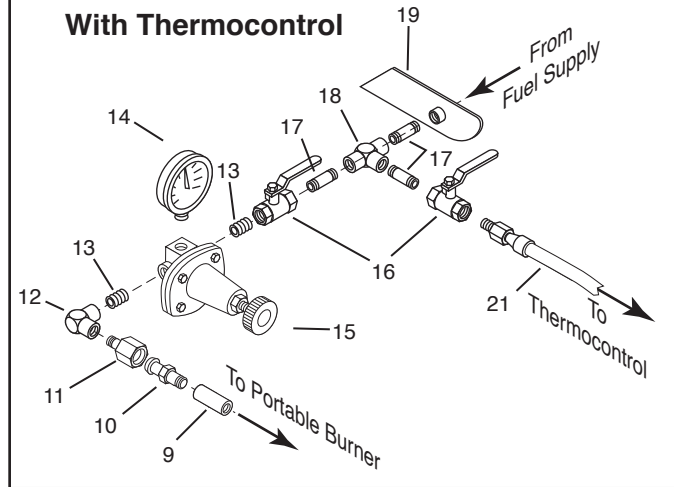
## LPG Portable Burner - Tank System



### Without Thermocontrol



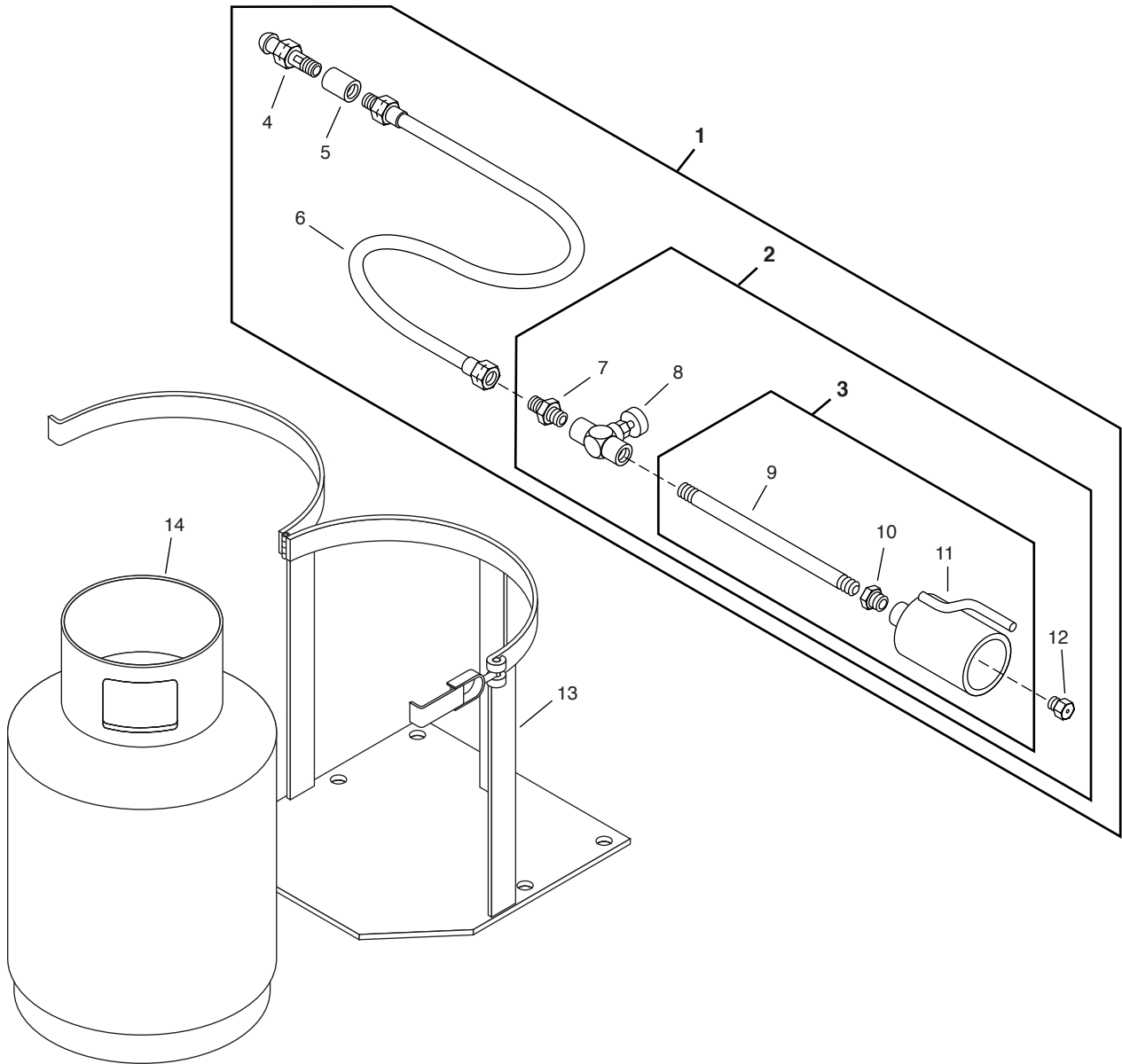
### With Thermocontrol



BURNER SYSTEM

REF	PART NO.	QTY	DESCRIPTION	REF	PART NO.	QTY	DESCRIPTION
1	3331899	1	Burner Asm W/O Hose	13	6200292	2	Nipple-Sch 80, 0.25 x 0.87CL
2	6500071	1	Burner (Includes Ref# 2)	14	6600196	AR	Pressure Gauge, 2", 0-100PSIG
3	0105420	1	Coupling, 0.25NPT x 0.12NPT	15	7720018	AR	Pressure Regulator
4	6200251	1	Pipe-Sch 40, 0.25 x 30.00	16	6500366	2	Ball Valve, 0.25
5	7700025	1	Handle	17	6200417	AR	Nipple-Sch 80, 0.25 x 1.50
6	6500064	1	Needle Valve, 0.25NPTF, W/Pilot	18	0454121	1	Tee-Auto, 04FP-04FP-04FP
7	4470350	1	Hex Nipple, 0.25 x 1.12	19	3331875	1	Bracket Asm
8	6601692	1	Burner Hose Asm, 0.25 x 25.00	20	0118750	1	Adaptor-Auto, ST, 04MP-06MS
9	0144068	1	Pipe Coupling, 0.25NPT	21	3331886	1	Hose Asm
10	6600043	1	Connector				
11	6600785	1	Adapter-POL x 0.25MPT				
12	0454085	1	Elbow-Auto, 90, 04FP-04FP				

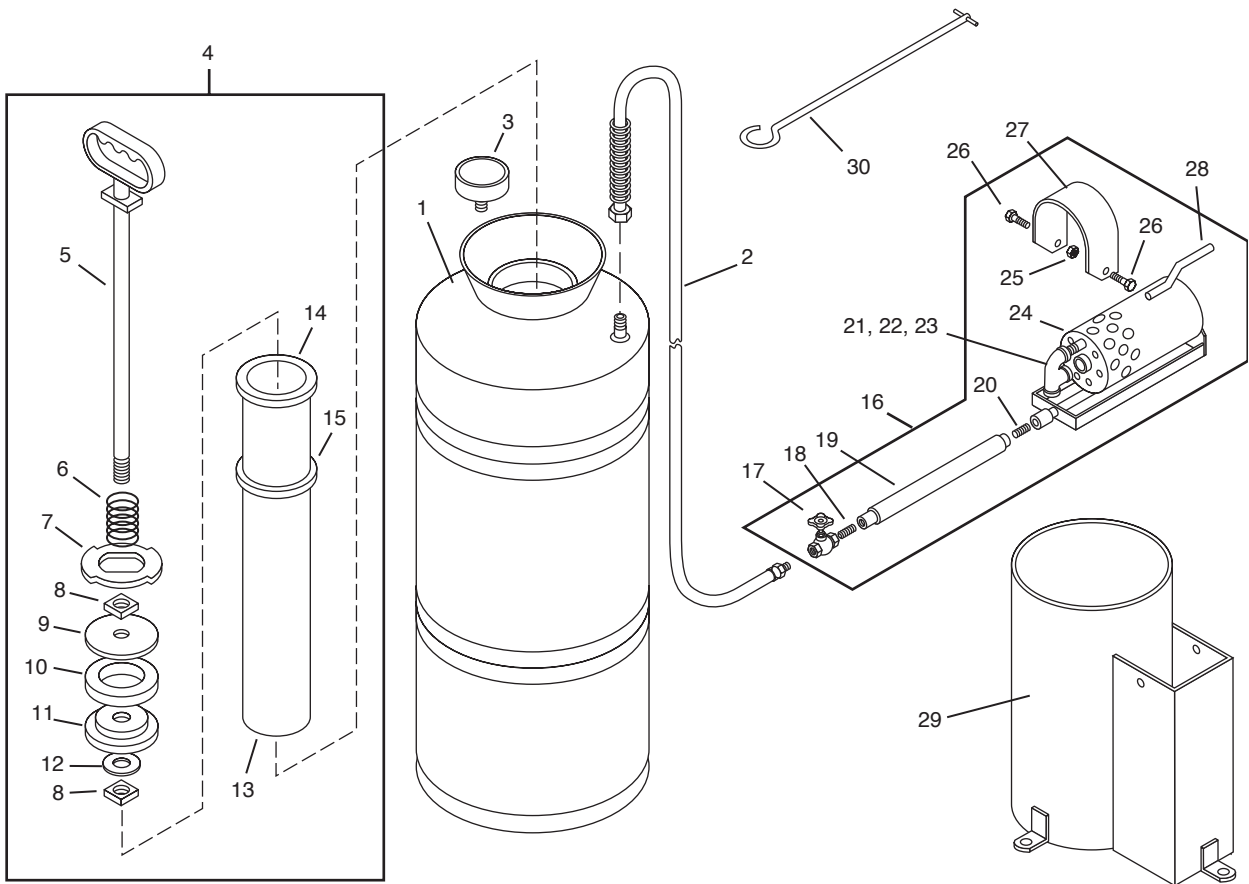
## Portable Burner - Vapor Propane



REF	PART NO.	QTY	DESCRIPTION	REF	PART NO.	QTY	DESCRIPTION
1	7720046	1	Burner Asm-Propane Vapor (Includes Assemblies 2 & 3, & Ref #'s 4-6)	9	6200251	1	Pipe-Sch 40, 0.25 x 3.00, TBE,PN
2	3330296	1	Burner Asm-Portable, LPG Vapor (Includes Assembly 3, & Ref #'s 7,8, 12)	10	0119931	1	Bushing-Pipe, 0.38 x 0.25NPT,PN
3	3330297	1	Burner As-Portable, LPG Vapor (Includes Ref #'s 9-11)	11	3330298	1	Shroud Asm-Portable Burner
4	6600043	1	Connector-Tank LPG	12	3330001	1	Plug-Vaporizing
5	0144068	1	Coupling-Pipe, 0.25NPT,PD	13	S389301	1	Mounting Bracket with Quick Release
6	6601692	1	Hose-Burner, Port, Propane, 1/4	14	M395803	1	Cylinder-Propane, Port, 20 lb.
7	4470350	1	Nipple-Hex, 0.25 x 1.125				
8	6500064	1	Valve-Needle, 0.25NPTF, With Pilot				



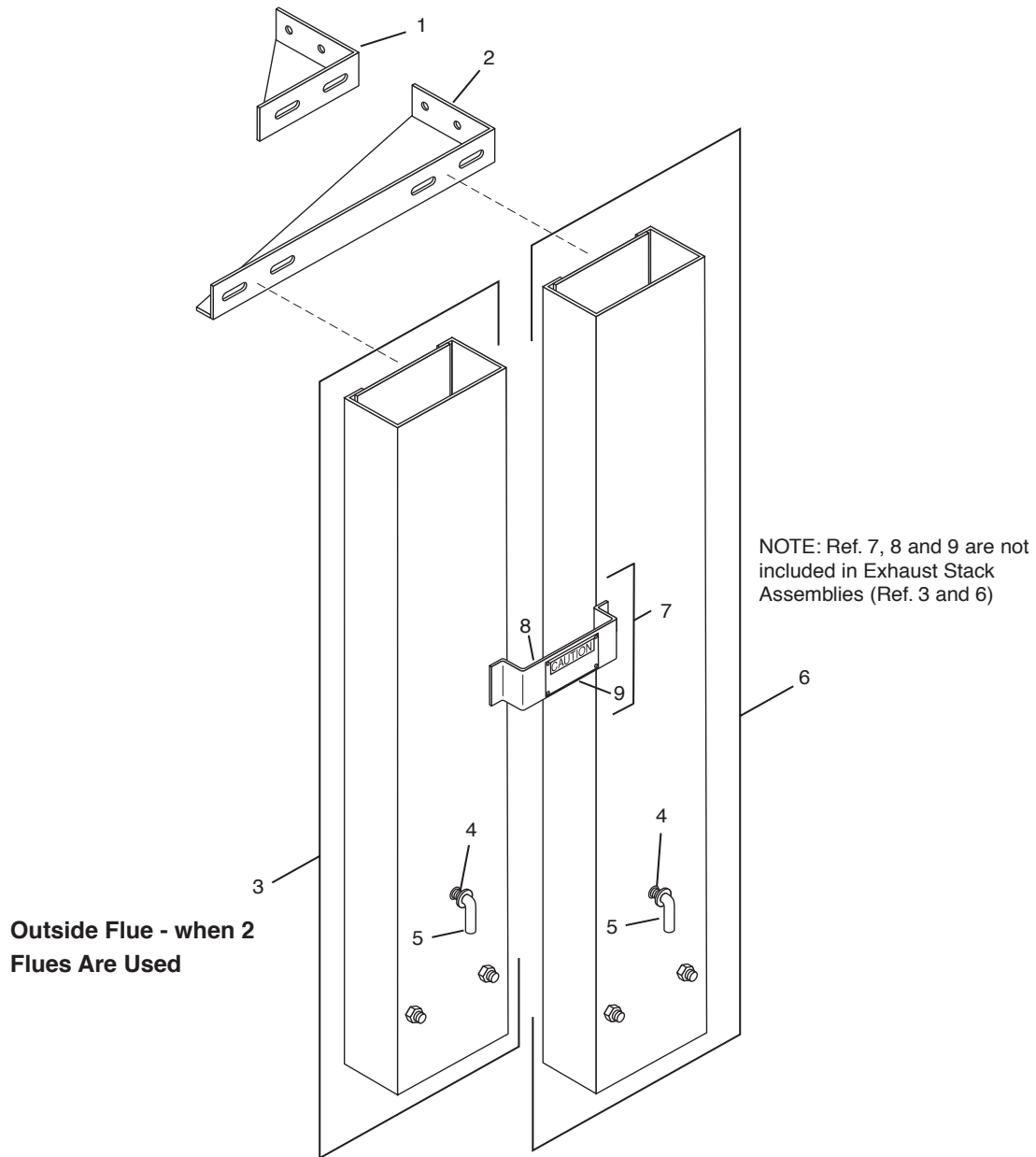
## Portable Generating Burner



BURNER SYSTEM

REF	PART NO.	QTY	DESCRIPTION	REF	PART NO.	QTY	DESCRIPTION
	6500053		Portable Burner Asm (Less items 29 & 30)	16	3331382	1	Burner Asm (Includes Ref #'s 17-28)
1	7700086	1	Tank	17	7700024	1	Valve
	7700050	1	Carrying Strap	18	0105405	1	Nipple-0.25 x 0.87, CL
2	7700065	1	Hose-6Ft.	19	2630080	1	Handle Asm
3	7700046	1	Pressure Gauge	20	0121207	1	Nipple-0.38 x 1.00, CL
4	3330462	1	Air Pump (Includes Ref #'s 5-15)	21	3331036	1	Vapor Plug Holder
5	7700089	1	Rod	22	3330002	1	Vaporizing Plug, #54
6	7700090	1	Spring	23	0219191	1	Pipe Plug, SqHd, 0.38NPT
7	7700091	1	Cap	24	3330003	1	Small Burner Asm
8	7700092	2	Nut	25	9413946	2	Lock Nut, 0.25NC
9	7700056	1	Washer	26	0120706	2	Screw-0.25NC x 0.50
10	7700057	1	Washer	27	2630163	1	Cover
11	7700058	1	Washer	28	3330356	1	Holder
12	7700060	1	Washer	29	3330277	1	Burner Carrier Asm
13	7700062	1	Washer	30	6500048	1	Needle
14	7700048	1	Barrel				
15	7700047	1	Gasket				

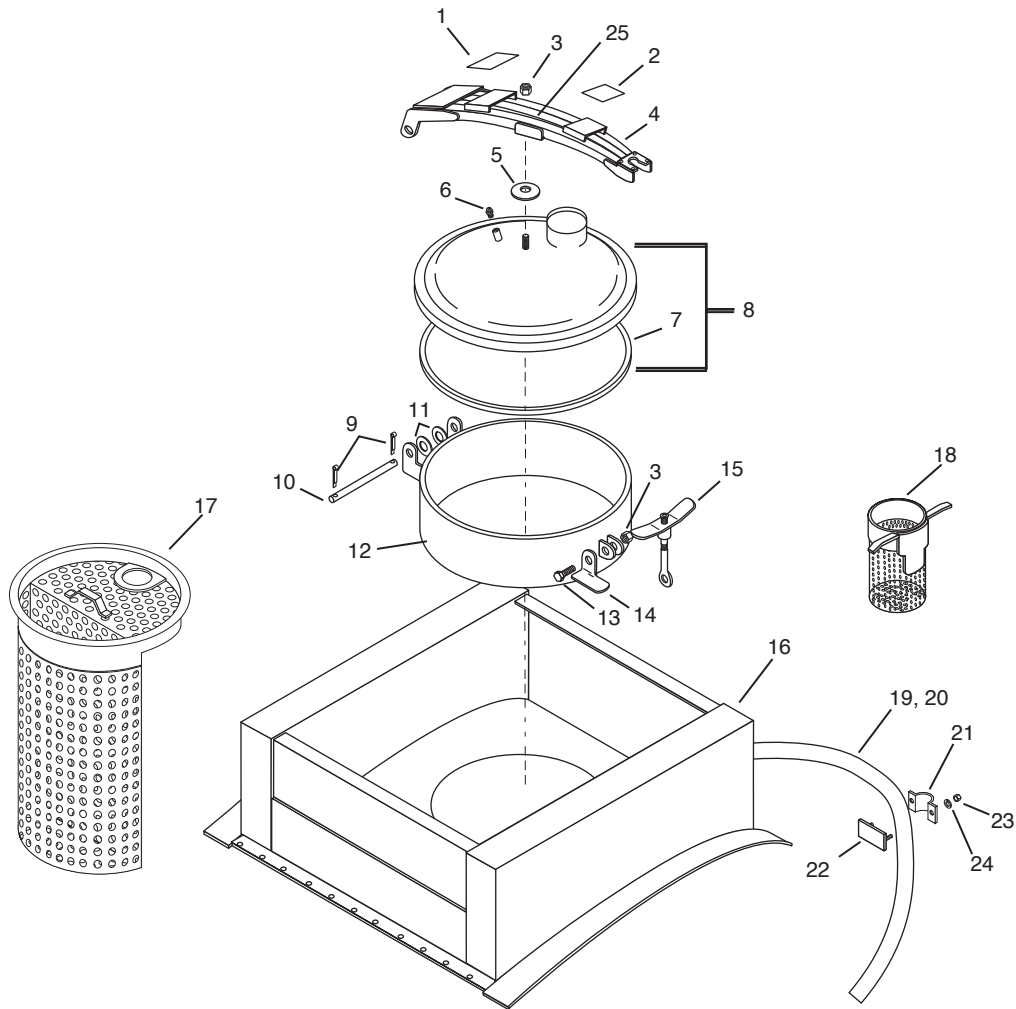
## Exhaust Stack Assemblies



TANK

REF	PART NO.	QTY	DESCRIPTION	REF	PART NO.	QTY	DESCRIPTION
1	3301342	1	Top Bracket (1 Flue)	6	3301336	1	Stack Asm - 51.12"
2	3301331	1	Top Bracket (2 Flue)				(42 x 74, 47 x 78 & 50 x 83 Head)
3	3301335	1	Stack Asm - 46.38"	3301337	1	Stack Asm - 55.88"	(53 x 88 Head)
			(42 x 74, 47 x 78 & 50 x 83 Head)	3301338	1	Stack Asm - 60.62"	(59 x 89 Head)
	3301336	1	Stack Asm - 51.12"	3301339	1	Stack Asm - 65.38"	(65 x 90 Head)
	3301337	1	Stack Asm - 55.88"	3301340	1	Stack Asm - 70.12"	(70 x 92 Head)
	3301338	1	Stack Asm - 60.62"	7	3390592	1	Tag Bracket Asm
	3301339	1	Stack Asm - 65.38"	8	3390562	1	Bracket
4	6000496	1	Release Spring	9	3561030	1	Plate - CAUTION, HOT SURFACE
5	3301332	1	Damper Arm Asm				

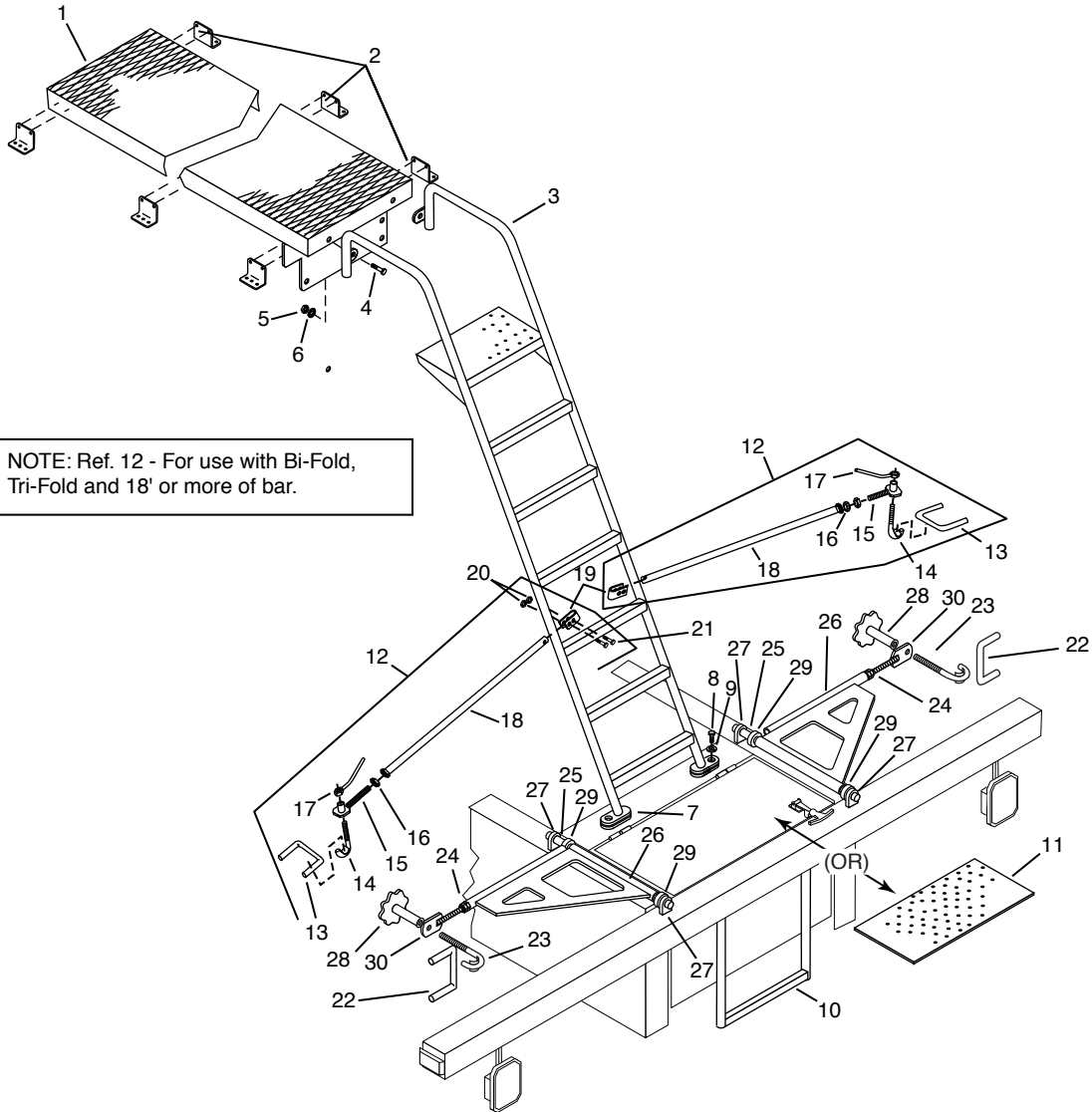
## Manhole And Spillbox Assembly 3301357



REF	PART NO.	QTY	DESCRIPTION	REF	PART NO.	QTY	DESCRIPTION
1	3390679	1	Plate-WARNING, MANHOLE	16	9301336	1	Spill Collar Overflow Installation
2	3390684	1	Decal-CAUTION, HOT SURFACE	17	3390666	1	Strainer Asm
3	9411727	1	Lock Nut-0.50NC	18	3390173	1	Strainer Asm - 6"
4	7230257	1	Strongback Asm	19	6309185	AR	2.00 ID Tube
5	2700241	1	Reinforcer	20	6600906	1	Hose Clamp, Worm Dr. 1.81 x 2.75
6	0444867	1	Plug-Auto, Hex Sock, 0.38NPTF	21	2700103	1	Bracket
7	2700248	1	Gasket (Included W/Ref# 8)	22	2700105	1	Mounting Asm
8	3301356	1	Cover Asm	23	0120376	2	Nut-0.31NC
9	0137204	2	Cotter Pin, 0.12 x 1.50	24	0120214	2	Lock Washer-0.31
10	2700233	1	Hinge Shaft	25	2700259	1	Aligment Bushing
11	6100376	AR	Wave Washer				AR - As Required
12	3301279	1	Collar Asm				
13	0122459	1	Screw-0.50NC x 2.00				
14	2700234	1	Cover Prop				
15	2700243	1	Hold Down Asm				

TANK

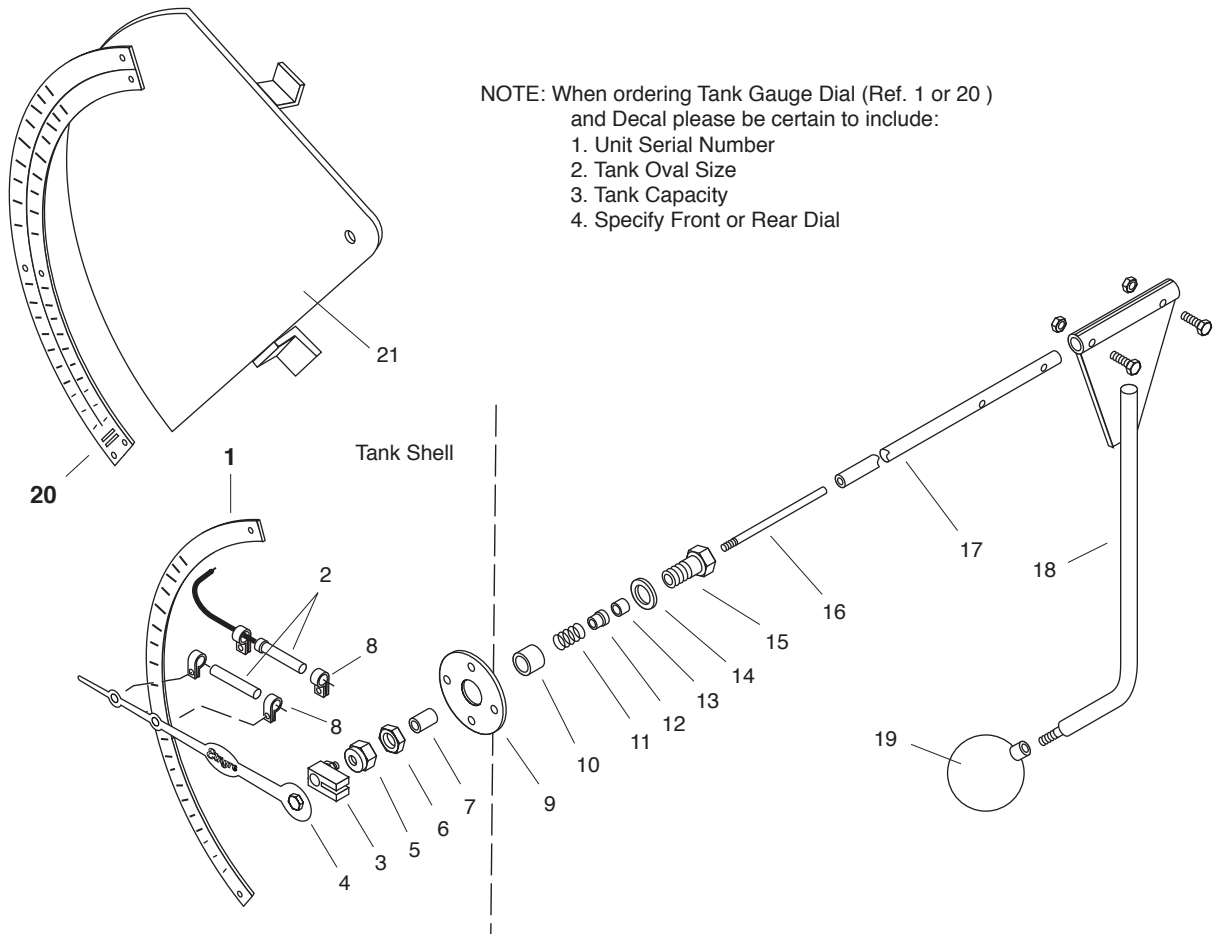
## Ladder Assembly



NOTE: Ref. 12 - For use with Bi-Fold, Tri-Fold and 18' or more of bar.

REF	PART NO.	QTY	DESCRIPTION	REF	PART NO.	QTY	DESCRIPTION
1	3301851	1	Walkway Asm	13	3350346	1	Bracket
2	3301310	6	Clip	14	3350347	1	Hook Asm
3	3301264	1	Ladder Asm - 42 x 74 Oval	15	3350340	1	Support Asm
	3301266	1	Ladder Asm - 47 x 78 Oval	16	0426897	1	Nut-Hex, Jam , 0.75NC
	3301268	1	Ladder Asm - 50 x 83 Oval	17	3350795	1	Wing Nut Asm
	3301150	1	Ladder Asm - 53 x 88 Oval	18	3352803	1	Pipe Asm
	3301270	1	Ladder Asm - 59 x 89 Oval	19	3352804	1	Formed Plate
	3301272	1	Ladder Asm - 65 x 90 Oval	20	9411727	2	Nut-Hex, Lock, 0.50NC
	3301201	1	Ladder Asm - 70 x 92 Oval	21	0122459	2	Screw-Hex, 0.50NC x 2.00
4	0120233	2	Screw-Hex, 0.38NC x 1.00	22	3353072	2	Bracket-Bar,Bar Hold Clamp
5	0120377	2	Nut-Hex, 0.38NC	23	3353171	2	Hook Asm-Bar Hold Clamp
6	0120382	2	Washer-Lock, 0.38	24	0426897	2	Nut-Hex,Jam,3/4NC,PD
7	3301144	4	Lug	25	3353172	2	Shaft-Wing Latch
8	0122017	2	Screw-Hex, 0.31NC x 1.00	26	3353174	2	Latch Asm-Wing
9	0120214	2	Washer-Lock, 0.31	27	3353175	4	Mount-Wing Latch
10	3301197	1	Lower Ladder Asm	28	3353176	2	Nut-HandwheelAsm
11	3311807	1	Floor Plate	29	6001582	4	Collar-Clamp On,Shaft,Stl
12	3352808	2	Wing Lock Asm (Includes Ref #'s 13-21)	30	3350340	2	Support Asm-Bar Hold Clamp

## Tank Gauge Assembly



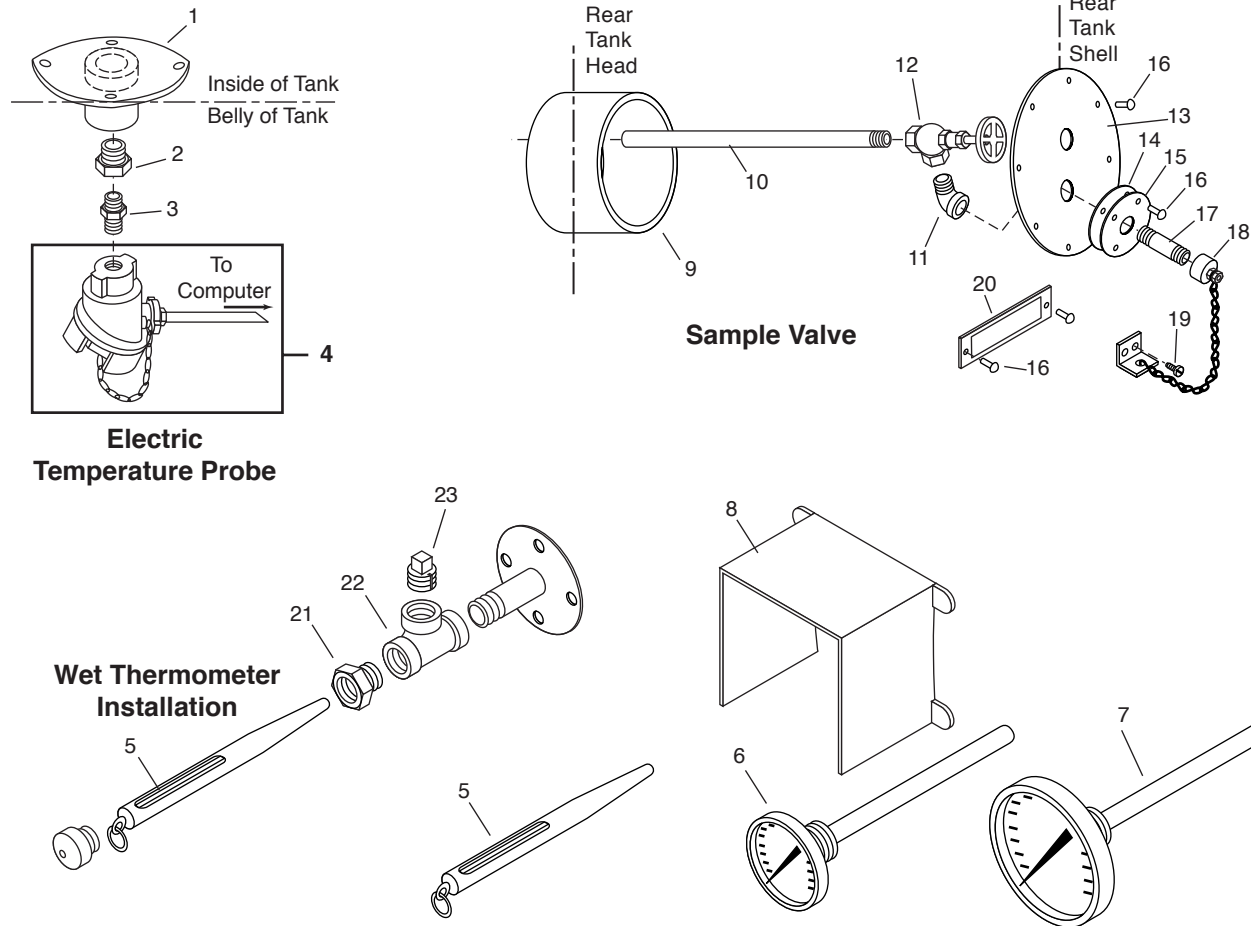
NOTE: When ordering Tank Gauge Dial (Ref. 1 or 20 )  
and Decal please be certain to include:  
1. Unit Serial Number  
2. Tank Oval Size  
3. Tank Capacity  
4. Specify Front or Rear Dial

TANK

REF	PART NO.	QTY	DESCRIPTION	REF	PART NO.	QTY	DESCRIPTION
1	7230303	1	Front Dial - Stamped	17	6303353	AR	Pipe Asm-Sch 40, 0.25, Ft.
	7230304	1	Rear Dial - Stamped	18	3361054	1	Stem Asm, 47 x 78 Oval
2	6701832	2	Switch-SPDT Magnetic, 3 AMP EF		3361055	1	Stem Asm, 50x83 Oval
3	3301795	1	Clamp-Tank Ga. Pointer Rod		3361056	1	Stem Asm, 53x88 Oval
4	3301995	1	Dial Pointer, Alum.		3361057	1	Stem Asm, 59x89 Oval
5	3360828	1	Nut Asm-Packing Retainer		3361058	1	Stem Asm, 65x90 Oval
6	0426899	1	Nut-Hex, Jam, 1.00NC		3361059	1	Stem Asm, 70x92 Oval
7	3301164	1	Spacer	19	6600335	1	Float-Ball (Included W/Ref# 18)
8	6000057	4	Clamp. 0.50 Rubber Tube	20	Serial No.	1	Dial-(Specify Unit Serial No.)
9	3341199	1	Cover-Jkt, Drive	21	S1616AB	1	Plate Asm-Mounting, Tank Oval Smaller than 65 x 90
10	3301352	1	Spacer		S1793AC	1	Plate Asm-Mounting, Tank Oval Larger than 65 x 90
11	3360192	1	Spring	22	0138485	2	Washer-Lock,5/16,Ext Tooth
12	3360187	1	Sleeve				
13	3360204	1	Packing				
14	3360825	1	Gasket-ASB				
15	3301163	1	Screw-Fitting, 1" NC.				
16	3360824	1	Shaft				

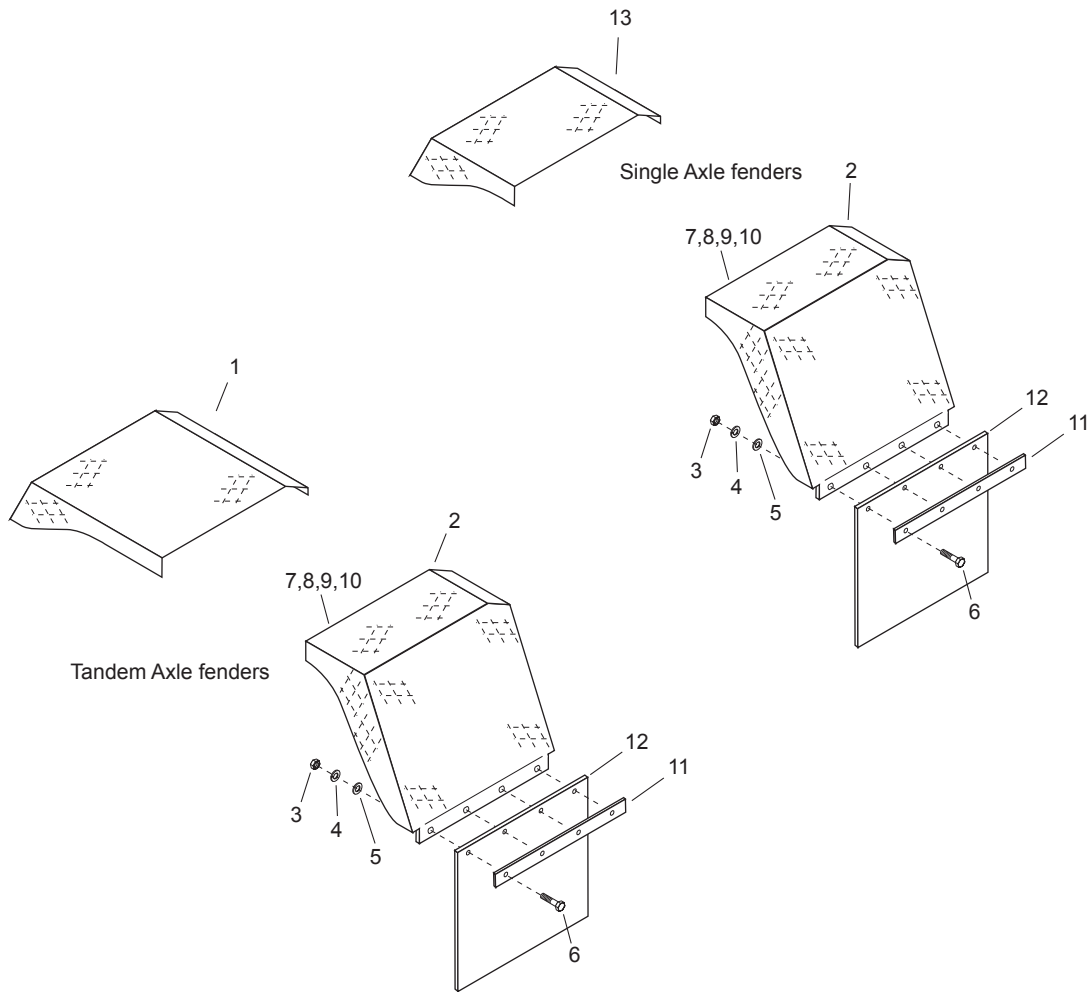
AR = As Required

## Sample Valve • Thermometer • Temperature Probe



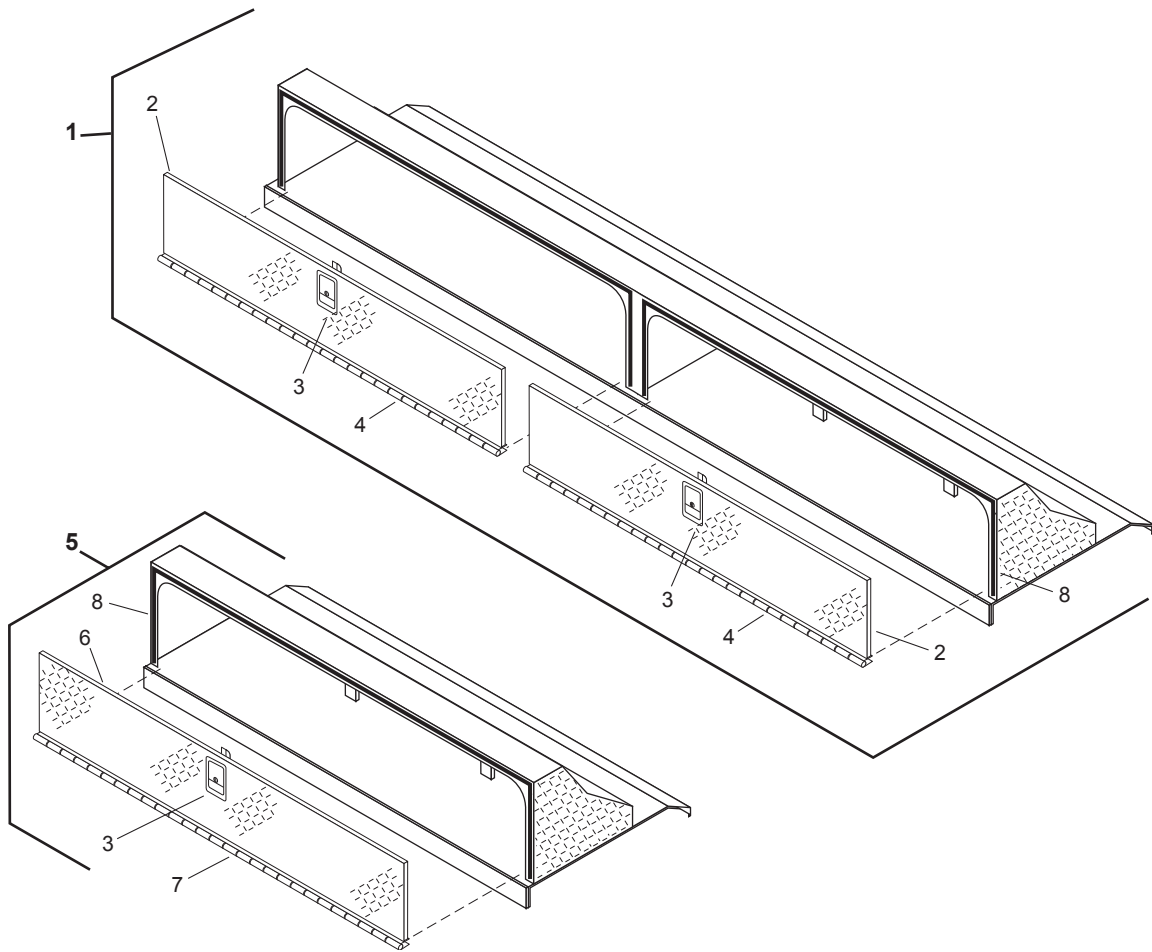
REF	PART NO.	QTY	DESCRIPTION	REF	PART NO.	QTY	DESCRIPTION
1	3300773	1	Ring-Finishing	15	2700161	1	Ring-Finish, Sample Valve Outlet
2	0144034	1	Bushing-Pipe, 0.75 x 0.50NPT, PN	16	6000690	12	Rivet-0.19Dr, 047Min-140Max
3	6601714	1	Adapter-Hyd, St, 08MP-08MP	17	0126168	1	Nipple-PP, Sch 40, 0.75 x 3.00, PN
4	3370234	1	Thermocouple	18	2780038	1	Cap Asm (Includes: 6000345 Peerles 86041-881 Twin Loop Chain, 1Ft & one 2780027 Mounting Clip)
5	6500034	1	Thermometer-Pencil, 50-600 Deg. F	19	9426128	2	Screw-Tap, PNSL, 0.25 x 0.50
	6500035	1	Thermometer-Pencil, 10-315 Deg. C	20	3390531	1	Plate-Warning, Sampling Valve
6	6500039	1	Thermometer-2" Dial, 9" Stem, 50-550 Deg., Dual Scale	21	0144042	1	Bushing-Pipe, 0.75 X 0.50
7	6500038	1	Thermometer-5" Dial, 9" Stem, 50° 550°, Dual Scale	22	0125988	1	Tee-Pipe, 0.75
8	3390757	1	Cover Asm-4" Dial	23	3700926	1	Plug-Sawed, 0.75
9	3301006	1	Well Asm-6" O.D.				
10	6200324	1	Pipe-Sch 40, 0.75, TOE, Ft				
11	0140798	1	Elbow-PP, 45, ST, 0.75NPT				
12	6600349	1	Valve-0.75, Angle, Crane #2				
13	3301003	1	Ring-Finish, Sample Valve				
14	2700162	1	Gasket-Sample Valve Outlet				

## Rear Fender Assemblies



REF	PART NO.	QTY	DESCRIPTION	REF	PART NO.	QTY	DESCRIPTION
1	3301659	1	Fender-Front, Diamond, LH, Tandem	8	0120376	6	Nut-Hex, 5/16NC, PD
	3301844	1	Fender-Front, Smooth, LH, Tandem	9	0122017	6	Screw-Hex, 5/16NC x 1, Gr 2, PD
	3301662	1	Fender-Front, Diamond, RH, Tandem	10	0446363	12	Washer-Flat, 5/16, Spring, PD
	3301845	1	Fender-Front, Smooth, RH, Tandem	11	3380838	2	Bar-Mudflap, Backup
2	3301741	1	Fender-Rear, Diamond, LH, All	12	3380847	2	Guard-Splash, 24 x 20
	2680565	1	Fender-Rear, Smooth, LH, All	13	3301663	1	Fender-Front, Diamond, LH Single
	3301742	1	Fender-Rear, Diamond, RH, All		2680564	1	Fender-Front, Smooth, LH, Single
	2680568	1	Fender-Rear, Smooth, RH, All		3301664	1	Fender-Front, Diamond, RH Single
3	0120375	8	Nut-hex, 1/4NC, PD		2680567	1	Fender-Front, Smooth, RH, Single
4	0120380	8	Washer-Lock, 1/4, Spring, PD				AR = As Required
5	0120386	8	Washer-Flat, 1/4, Spring, PD				
6	0121887	8	Screw-Hex, 1/4NC x 3/4, Gr 2, PD				
7	0120214	6	Washer-Lock, 5/16, Spring, PD				

## Toolbox Assemblies-Diamond Plate

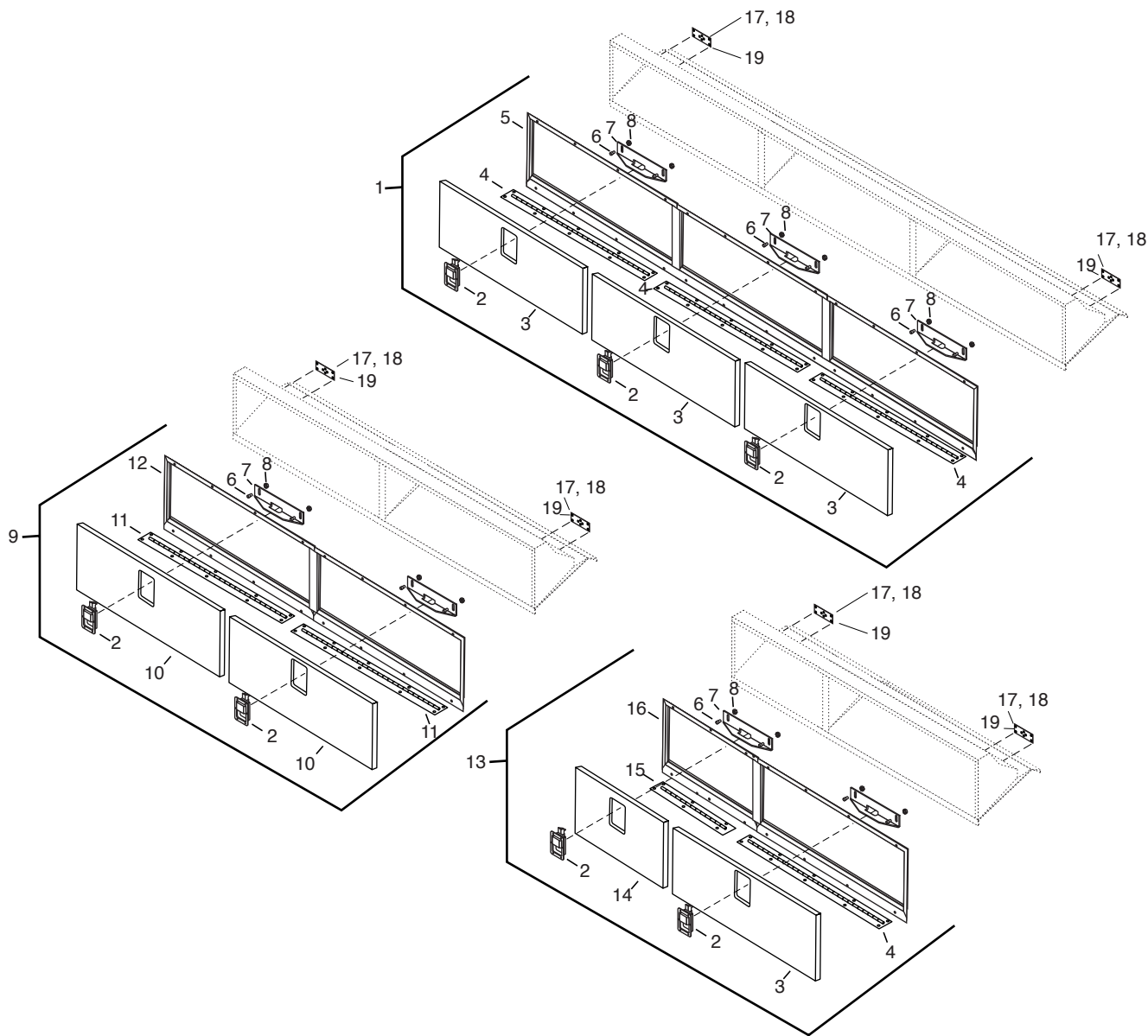


REF	PART NO.	QTY	DESCRIPTION	REF	PART NO.	QTY	DESCRIPTION
1	3301585	1	Toolbox Asm - 90", LH <i>(Includes Ref #'s 2-4, 8)</i>	6	3301758	1	Door -60" Toolbox
	3301586	1	Toolbox Asm - 90", RH <i>(Includes Ref #'s 2-4, 8)</i>		3301720	1	Door -48" Toolbox
2	3301581	2	Door- 90" Toolbox	7	3301562	1	Hinge-60" Toolbox
3	6000255	AR	Lock-Tool Box		3301722	1	Hinge-48" Toolbox
	7215139	AR	Key-Tool Box Lock	8	6320639	12	90" Toolbox
4	3301582	2	Hinge-90" Toolbox			8	60" Toolbox
5	3301590	1	60" Toolbox Asm, LH			8	48" Toolbox
	3301591	1	60" Toolbox Asm, RH	9	6000989	4	Screw
	3301727	1	48" Toolbox Asm, LH	10	0120386	4	Flat Washer
	3301728	1	48" Toolbox Asm, RH	11	3380971	AR	Cover-Access Hole
			<i>(All 4 Part No.'s of Ref 5 include Ref #'s 3, 7-8)</i>				AR = As Required

ACCESSORIES



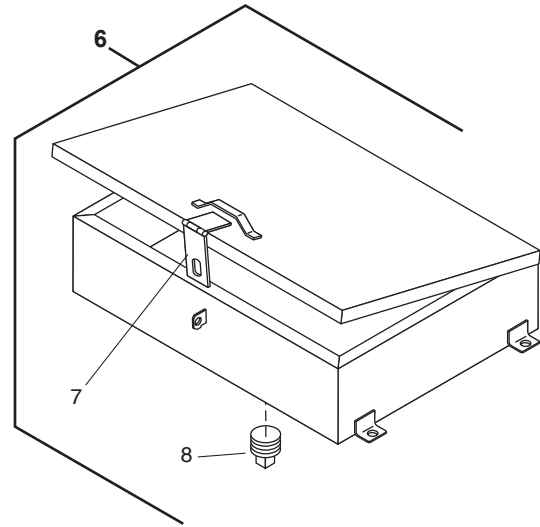
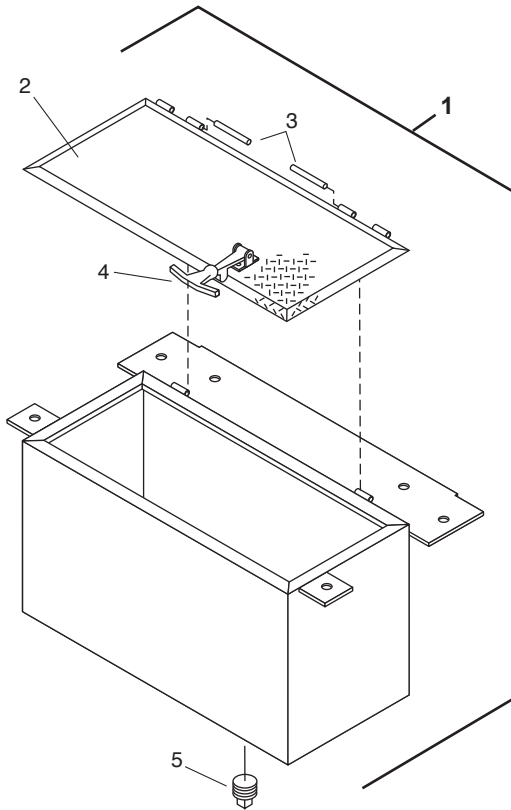
## Toolbox Assemblies - Smooth Plate



REF	PART NO.	QTY	DESCRIPTION	REF	PART NO.	QTY	DESCRIPTION
1	3380945	1	Door & Frame Asm-90", LH	11	3381465	2	Hinge-Piano, 2.0" x 27.0"
	3381164	1	Door & Frame Asm-90", RH <i>(Both Part No's of Ref 1 Include Ref 2-8)</i>	12	3381460	1	Frame Asm-Door, 60", LH, 2 Door
2	2781748	AR	Lock Asm w/ Holes		3381461	1	Frame Asm-Door, 60", RH, 2 Door
3	3380941	AR	Door-Toolbox Mod Dist.	13	3381110	1	Door & Frame Asm-48", LH
4	3380942	AR	Hinge-Piano, 2.0" x 27.5"		3381158	1	Door & Frame Asm-48", RH <i>(Both Part No's of Ref 13 Include Ref 2-4, 6-8, 14-16)</i>
5	3380940	1	Frame Asm-Door, 90", LH, 3 Door	14	3381106	1	Door-Toolbox Mod Dist., Short
	3381163	1	Frame Asm-Door, 90", RH, 3 Door	15	3381105	1	Hinge-Piano, 2.0" x 15.5"
6	6001679	6	Screw-SHCS, 0.25"NC x 0.50", Gr2, Pln	16	3381112	1	Frame Asm-Door, 48", LH, 2 Door
7	3381154	3	Striker-Frame-Toolbox Door		3381115	1	Frame Asm-Door, 48", RH, 2 Door
8	0124818	6	Nut-Hex, Jam, 0.25"NC, PD	17	6000989	4	Screw
9	3381458	1	Door & Frame Asm-60", LH	18	0120386	4	Flat Washer
	3381459	1	Door & Frame Asm-60", RH <i>(Both Part No's of Ref 9 Include Ref 2, 6-8, 10-12)</i>	19	3380971	AR	Cover-Access Hole
10	3381464	2	Door-Toolbox Mod Dist.				AR = As Required

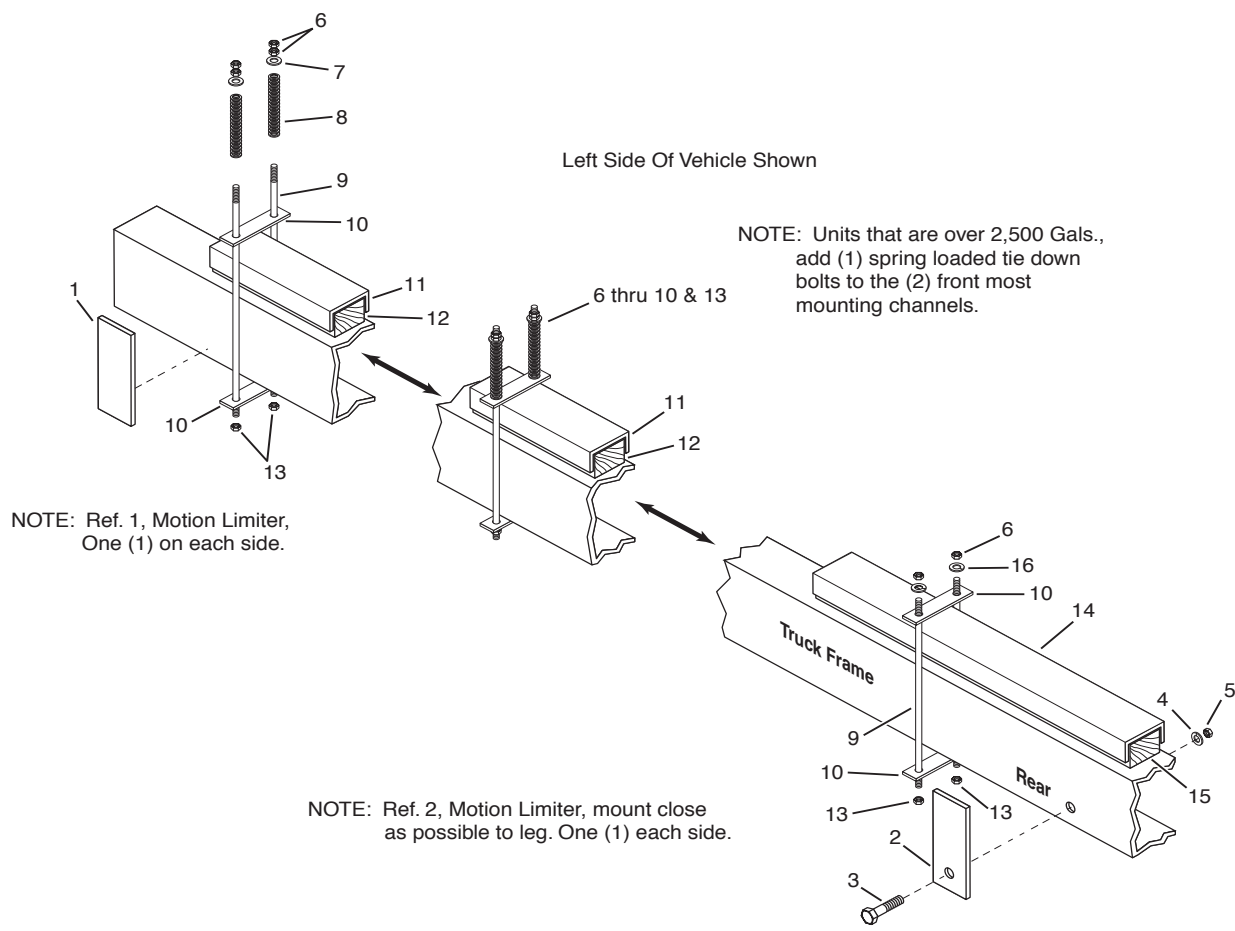
ACCESSORIES

## Tool Soak & Section Box Assemblies



REF	PART NO.	QTY	DESCRIPTION	REF	PART NO.	QTY	DESCRIPTION
1	3311812	1	Tool Soak Box Asm <i>(Includes Ref #'s 2-5)</i>	6	3342424	1	Box Asm-Section Carrier <i>(Includes Ref #'s 7,8)</i>
2	3311810	1	Lid	7	6000308	1	Safety Hasp
3	3352683	2	Pin-Hinge	8	0219303	1	Plug-Pipe, SqHd, 1.00NPT
4	6001161	1	Latch-T Handle				
5	0219301	1	Plug-Pipe, SqHd, 0.75NPT				

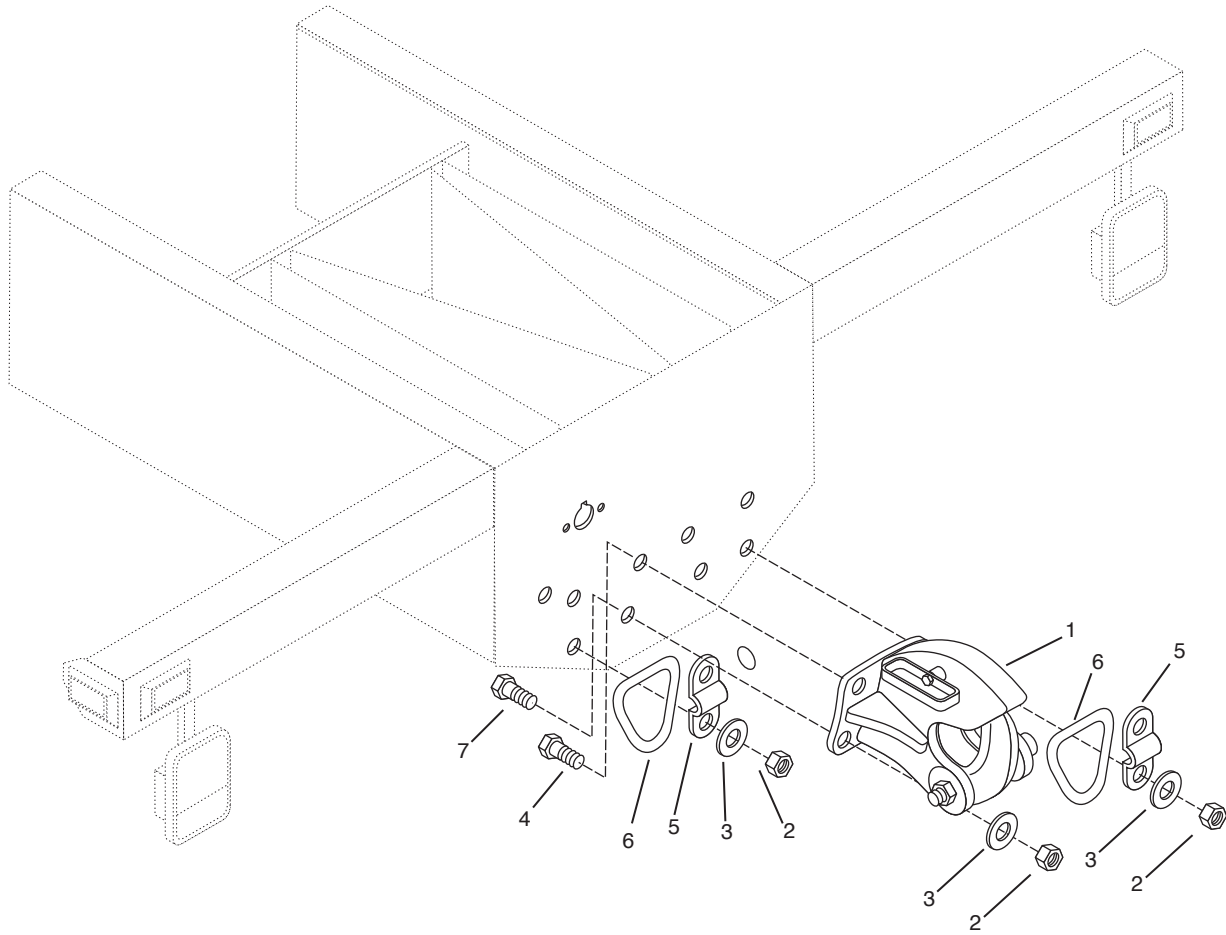
## Tank Mounting



REF	PART NO.	QTY	DESCRIPTION	REF	PART NO.	QTY	DESCRIPTION
1	3311576	2	Channel-Tie Down Tank Mtg., 4 x 12	10	3310932	12	Plate-Tie Down, 3 1/2 + 3 3/4 Frame
2	3311617	2	Limiters-Fore/Aft	11	3310979	4	Retainer Asm
3	6001115	2	Screw-Hex, 0.75NC x 2.25, GR8, PD	12	3311649	4	Wood
4	0131046	2	Washer-Lock, 0.75, Spring, PD	13	9411727	12	Nut-Hex, Lock, 0.50NC, EA, PD
5	9414000	2	Nut-Hex, Lock, 0.75NC, GR8, PD	14	3301669	2	Retainer Asm
6	0120378	20	Nut-Hex, 0.50NC, PD	15	3311667	2	Wood
7	0120390	8	Washer-Flat, 0.50A W, PD	16	0120384	4	Washer-Lock, 0.50, Spring, PD
8	3310354	8	Spring-Comp				
9	3300339	AR	Stud-Tie Down, Frm, 12 In.				AR = As Required
	3300338	AR	Stud-Tie Down, Frm, 14 In.				
	3300337	AR	Stud-Tie Down, Frm, 16 In.				
	3300336	AR	Stud-Tie Down, Frm, 18 In.				
	3300335	AR	Stud-Tie Down, Frm, 20 In.				
	3300623	AR	Stud-Tie Down, Frm, 21 In.				
	3301354	AR	Stud-Tie Down, Frm, 22 In.				
	3300671	AR	Stud-Tie Down, Frm, 24 Lg				
	3300932	AR	Stud-Tie Down, Frm, 26 Lg				

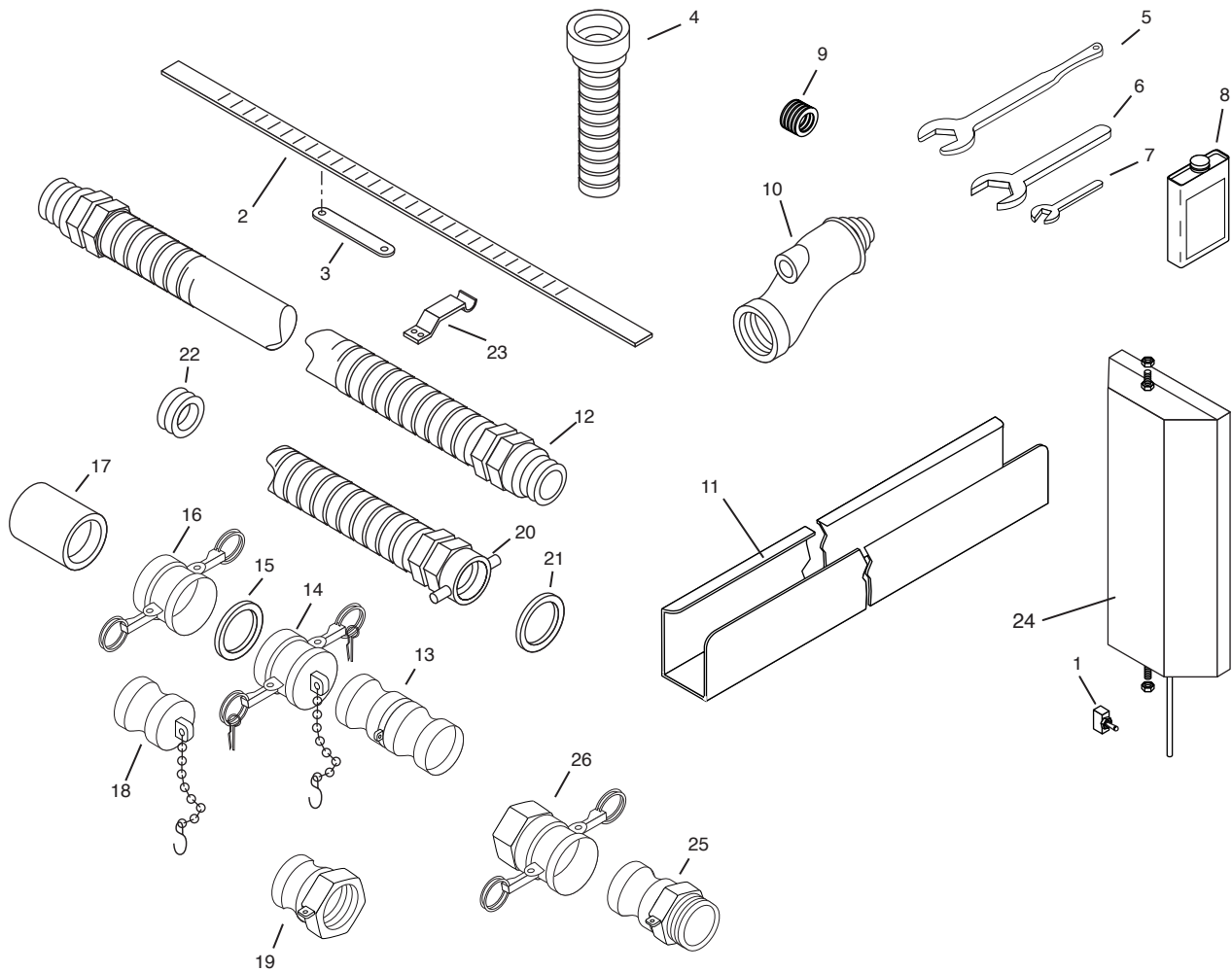
ACCESSORIES

## Pintle Hook



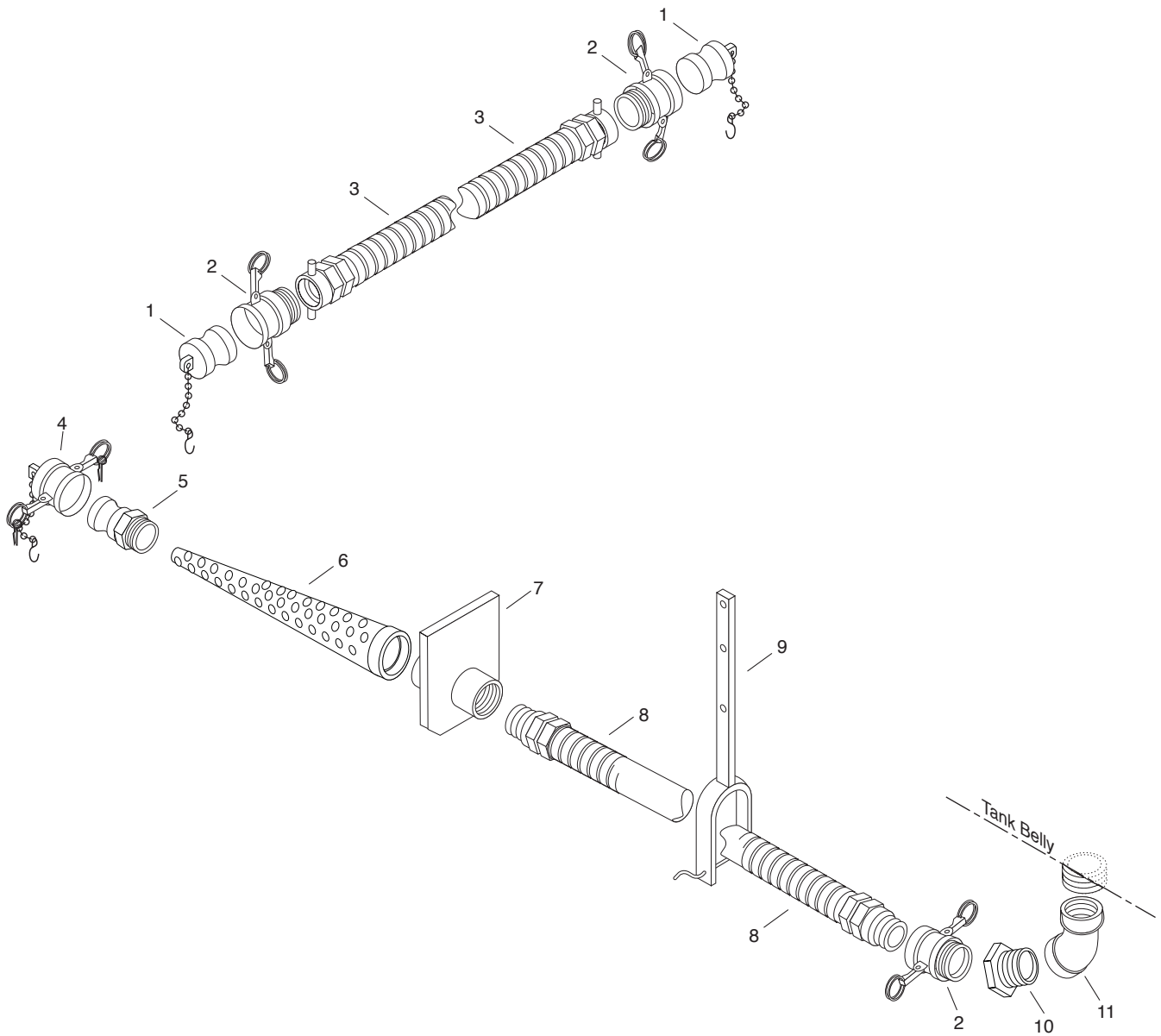
REF	PART NO.	QTY	DESCRIPTION	REF	PART NO.	QTY	DESCRIPTION
1	6001167	1	Pintle Hook				
2	9414000	8	Lock Nut, 0.75NC, GR8				
3	0131000	8	Flat Washer, 0.75				
4	0223529	4	Screw, 0.75NC x 2.50, GR8				
5	3300104	2	Lifting Bracket				
6	3300106	2	Lifting Ring				
7	6001115	4	Screw, 0.75NC x 2.25, GR8				

## Miscellaneous Attachments And Tools



REF	PART NO.	QTY	DESCRIPTION	REF	PART NO.	QTY	DESCRIPTION
1	7230372	1	Switch-4 Way (located in cab)	13	6600152	1	Hose Connector-3"
2	<b>Measuring Stick (1 Flue)</b>				6600282	1	Double Connector, 3", Alum
	*****		Call with Unit Serial Number	14	6600281	1	Dust Cap, 3", Alum W/Chain
	<b>Measuring Stick (2 Flue)</b>				6600250	1	Dust Cap, 3", Brass
	*****		Call with Unit Serial Number	15	6600279	1	Gasket-3" ID, Silicone
3	3390645	1	Label-Measuring Stick (1 Flue)	16	6600278	1	3" Coupler, Alum, Part B
	3390656	1	Label-Measuring Stick (2 Flue)	17	6200059	1	Pipe Coupling-3.00NPT
4	3300036	1	Overflow Outlet Extention Asm	18	6600280	1	3" Dust Plug, Alum.
5	3380459	1	Open End Wrench, 2"	19	6600277	1	3" Adapter, Alum, Part A
6	3380079	1	Union Wrench, 2"	20	6600265	1	Hose Asm-3", T&A x 15' M/F Cplg
7	6000376	1	Armstrong Wrench		7400004	1	Hose-3", Tiger, W/Male Nipples BE
8	7220056	1	Anti-Foam Concentrate, 1 Pint	21	6600267	2	Gasket-3.50 x 2.88 x 0.13, ASB
9	6600310	1	Packing Ring, 1.50 ID x 2.00 OD	22	7220028	1	Cord-Norfab, 0.6"
10	3340040	1	3" Connector	23	3310040	2	Bracket-Measuring Stick
11	3380790	1	Hose Trough (Specify Unit Number)	24	6702464	1	Mirror-4 Way, Heated
12	6601926	1	Hose Asm-3.00 x 15 Ft.	25	6001011	1	Adapter-3", Evertite
	6602576	1	Hose Asm-3.00 x 12 Ft.	26	6001012	1	Coupler-3", Evertite
	7400004	1	Hose-3", Tiger, w/Male Nipp BE,Rub				
	6600443	1	Hose Asm-3 In X 20 Ft, M/M				

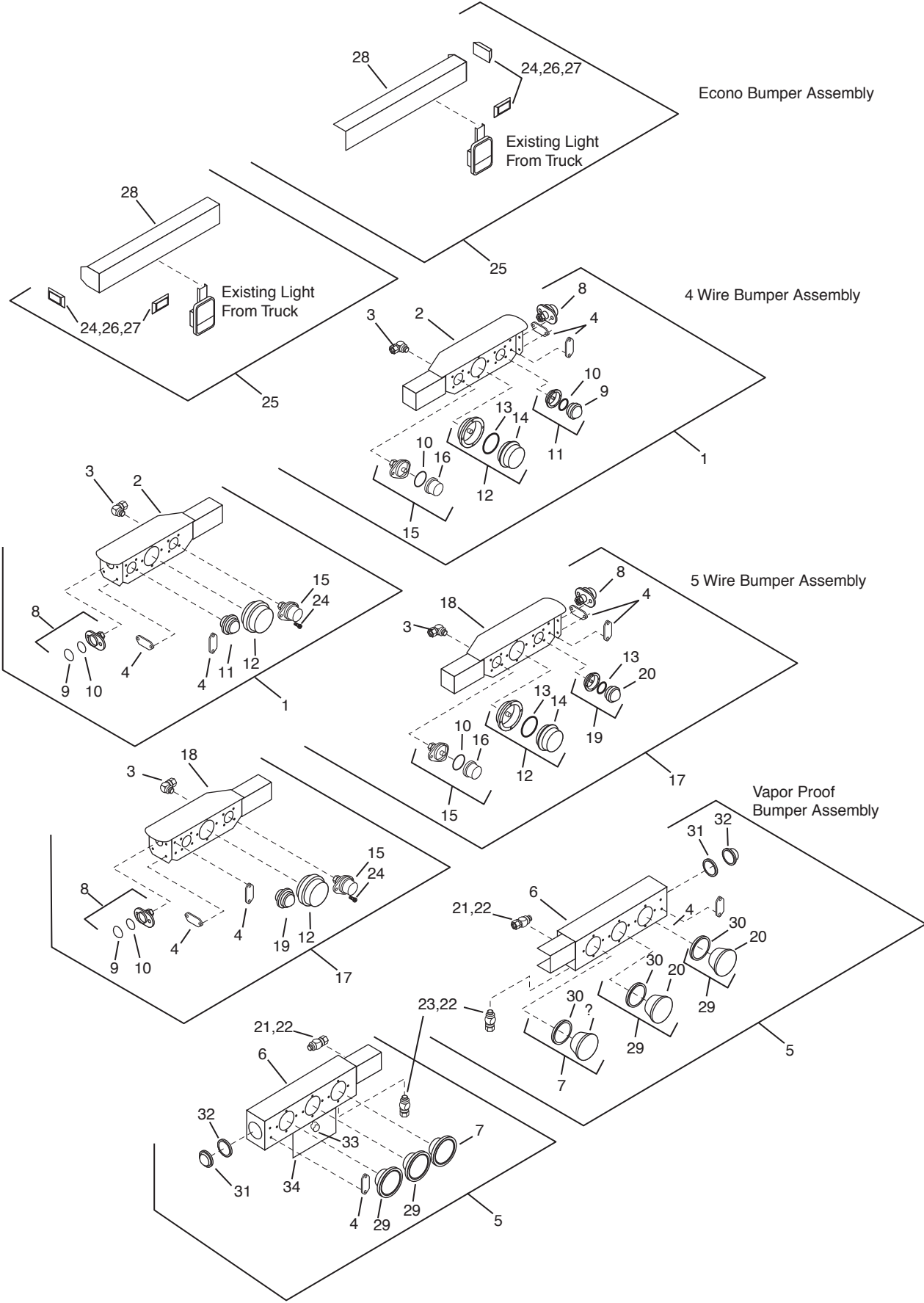
### Front Fill Line (Optional)



REF	PART NO.	QTY	DESCRIPTION	REF	PART NO.	QTY	DESCRIPTION
1	6600280	2	Plug-Dust, 3" alum., w/ Chain				
2	6600278	3	Coupler-3" alum, Part B				
3	J965602	1	Hose-3" Tiger, 7Ft w/ Fem Cplings BE				
4	6600281	1	Cap-Dust, 3" alum., w/ Chain				
5	6001011	1	Adapter-3" Part F				
6	2641012	1	Strainer-3" Pipe, 17.5" Long				
7	C1078AE	1	Bracket Asm-Front Bumper Mounting				
8	6601926	1	Hose Asm-3" T&A, 15Ft, NPT, MP BE				
9	C1078AC	6	Bracket Asm-Hose Hook				
10	6200044	1	Bushing-Pipe, 4" x 3"NPT, PN				
11	6200070	1	Elbow-Pipe, 45°, 4"NPT, PN				

ACCESSORIES

# Rear Bumper Assemblies



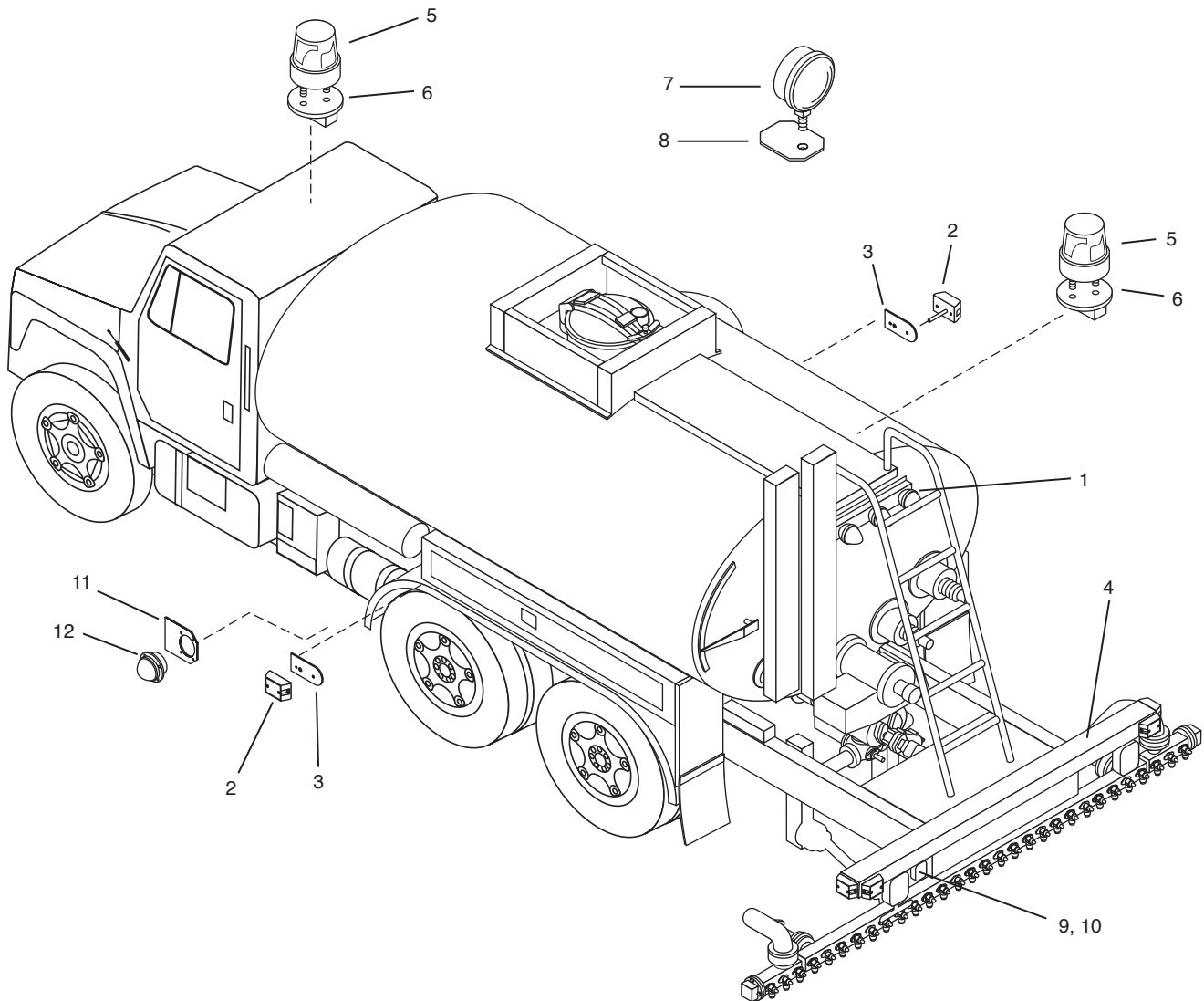
ACCESSORIES

## Rear Bumper Assemblies

REF	PART NO.	QTY	DESCRIPTION	REF	PART NO.	QTY	DESCRIPTION
1	3370367	1	Bumper Asm - LH, 4 Wire Conduit				
	3370368	1	Bumper Asm - RH, 4 Wire Conduit				
2	3311830	1	Frame Asm - LH				
	3311831	1	Frame Asm - RH				
3	6701076	2	Elbow-Auto, 90, 04MP-06T Poly				
4	6000686	4	Red Reflector				
5	3770377	1	Bumper Asm-RH,Vapor Proof				
	3770376	1	Bumper Asm-LH,Vapor Proof				
6	3770374	1	Bumperette - RH				
	3770373	1	Bumperette - LH				
7	6702180	2	Backup Light 40044				
8	6700037	2	Clearance Light, 12V				
9	6700083	2	Lens-Red				
10	6700230	AR	O Ring				
11	6700039	2	Clearance Light, 12V				
12	3310888	2	Light Asm - Stop, Turn, Tail & License				
13	6700229	AR	O Ring				
14	6700080	2	Lens				
15	6701073	2	Light Asm-Backup				
16	6701074	2	Lens				
17	3370372	1	Bumper Asm - RH, 5 Wire Conduit				
	3370371	1	Bumper Asm - LH, 5 Wire Conduit				
18	3370370	1	Frame Asm - RH				
	3370369	1	Frame Asm - LH				
19	3310889	2	Light Asm - Turn & Clearance				
20	6700081	2	Lens				
21	Q478480	4	Fitting-Compression 5084				
22	6702107	6	Nut-Jam,Comp Fitting 50845				
23	6702108	2	Adapter-50840				
24	0447835	AR	Tap Screw, PNSL, 10NF x 0.50, F, PD				
25	3311833	1	Bumperette Asm-RH, Econo				
	3311832	1	Bumperette Asm-LH, Econo				
26	6700854	4	Clearance Light (Red)				
27	6000721	4	Grommet-5/16 ID x 11/16 OD				
28	S3349AK	1	Bumperette Asm- RH				
	S3349AJ	1	Bumperette Asm- LH				
29	6702179	4	Light-Stop, Turn & Tail,40024R				
30	Q478488	4	Model 40 Mounting Grommet,40700				
31	6702181	2	Light-Marker,Red,10205R				
32	6702119	2	Grommet - 2.50 Lamp,10708				
33	6702455	1	Model 15 License Lamp Asm 15208				
34	6702116	1	Bracket- License Lamp, 15729				



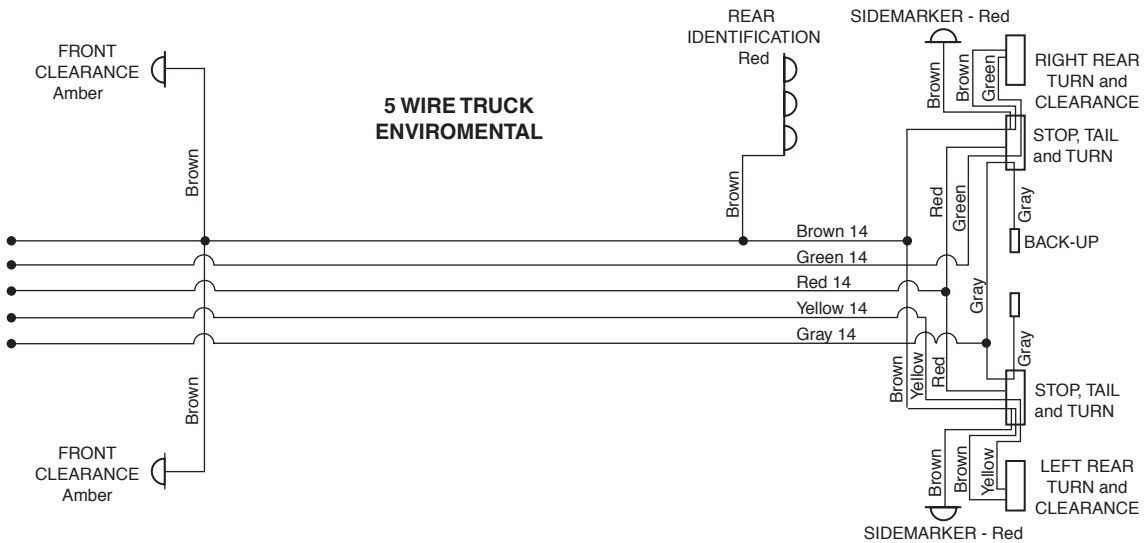
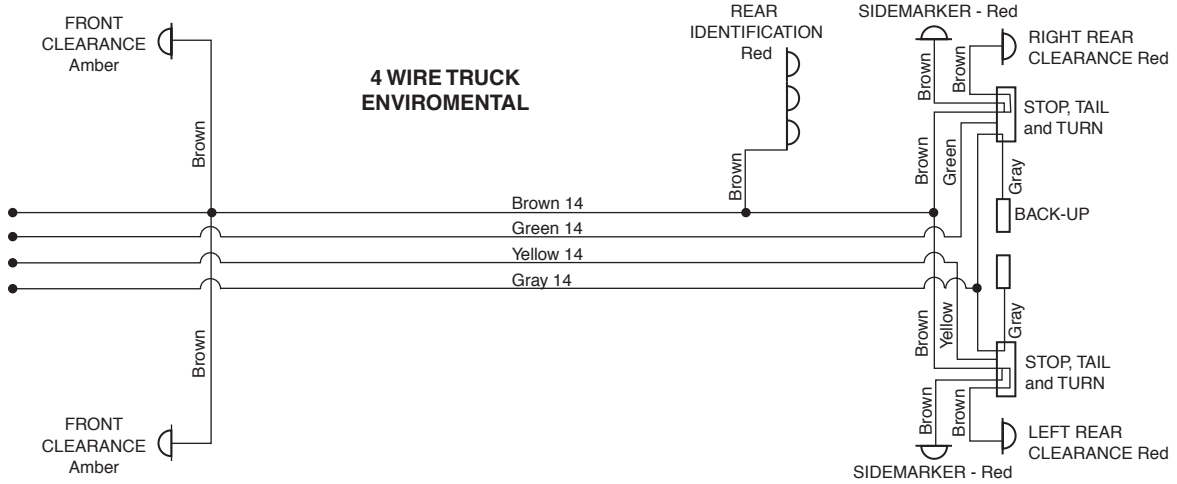
## Identification And Clearance Lights



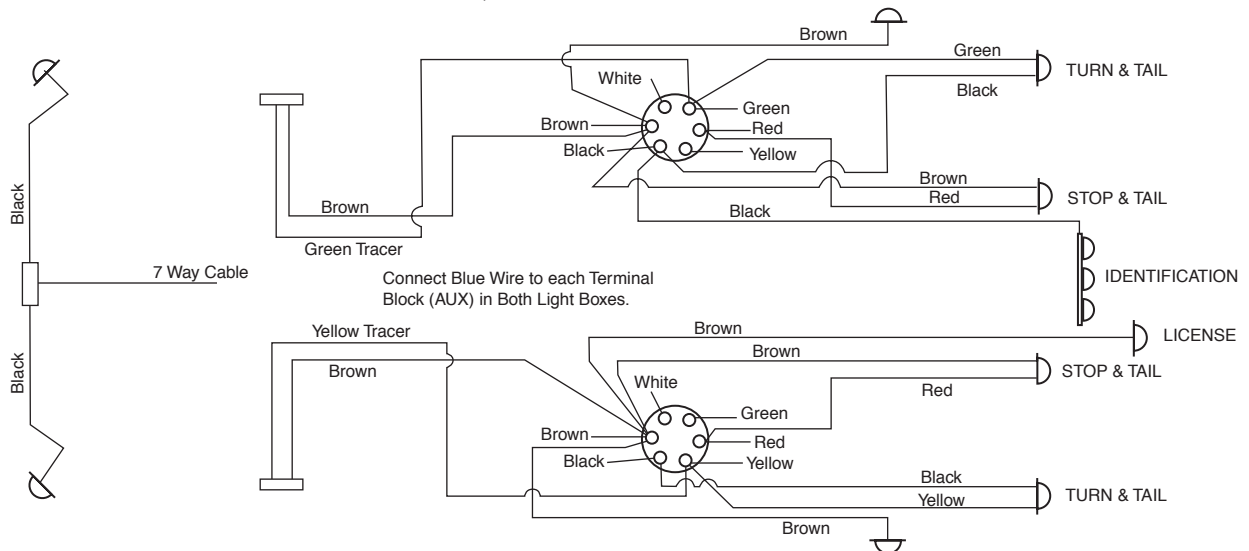
ACCESSORIES

REF	PART NO.	QTY	DESCRIPTION	REF	PART NO.	QTY	DESCRIPTION
1	6700084	1	Identification Lamp	7	••••••	AR	Flood Lamp (Specify Serial Number)
	6700455	1	O Ring	8	••••••	AR	Mounting Bracket (Specify Serial No.)
	6700284	1	Red Lens	9	6701774	1	Electric Back-Up Horn, 12V
	6702225	1	Triple Bar Light	10	3370259	1	Mounting Bracket
2	6700855	2	Light-Clearance, w/Reflect, Amber	11	3370047	1	Bracket-Frt Clear, Env Mtg
3	3370108	2	Bracket-Light, Clearance, Front	12	6700038	1	Clear Light, 12V
4	3370757	1	Bumper Asm - 4 Wire Conduit		6700229	1	O Ring
	3370758	1	Bumper Asm - 5 Wire Conduit		6700082	1	Lens
	3370059	1	Bumper Asm - Env. Trailer				AR = As Required
	3311340	1	Bumper Asm - Economy				
5	••••••	AR	Strobe Light (Specify Serial Number)				
6	••••••	AR	Mounting Bracket(Specify Serial No.)				

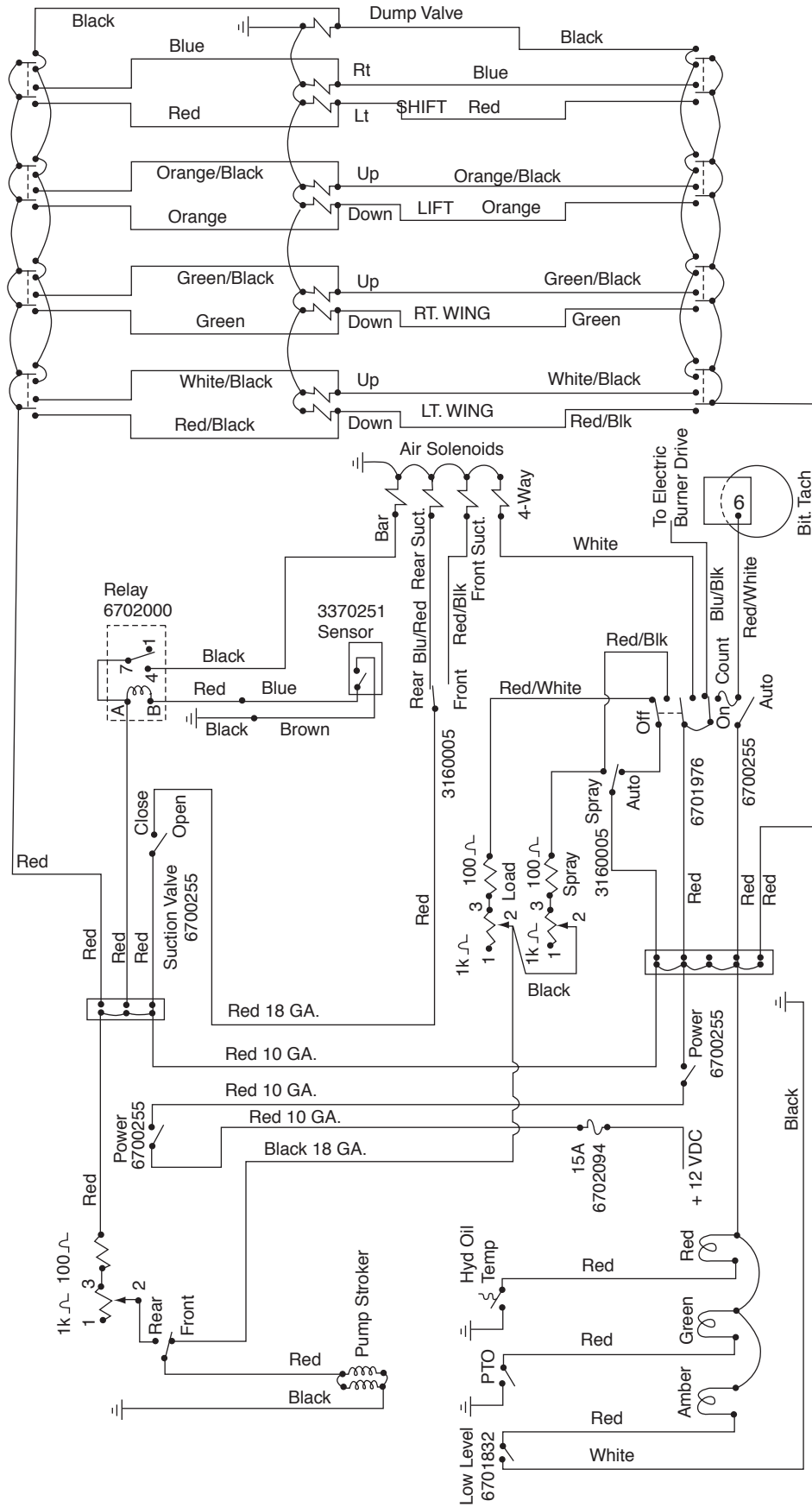
## Wiring Diagram - Lighting



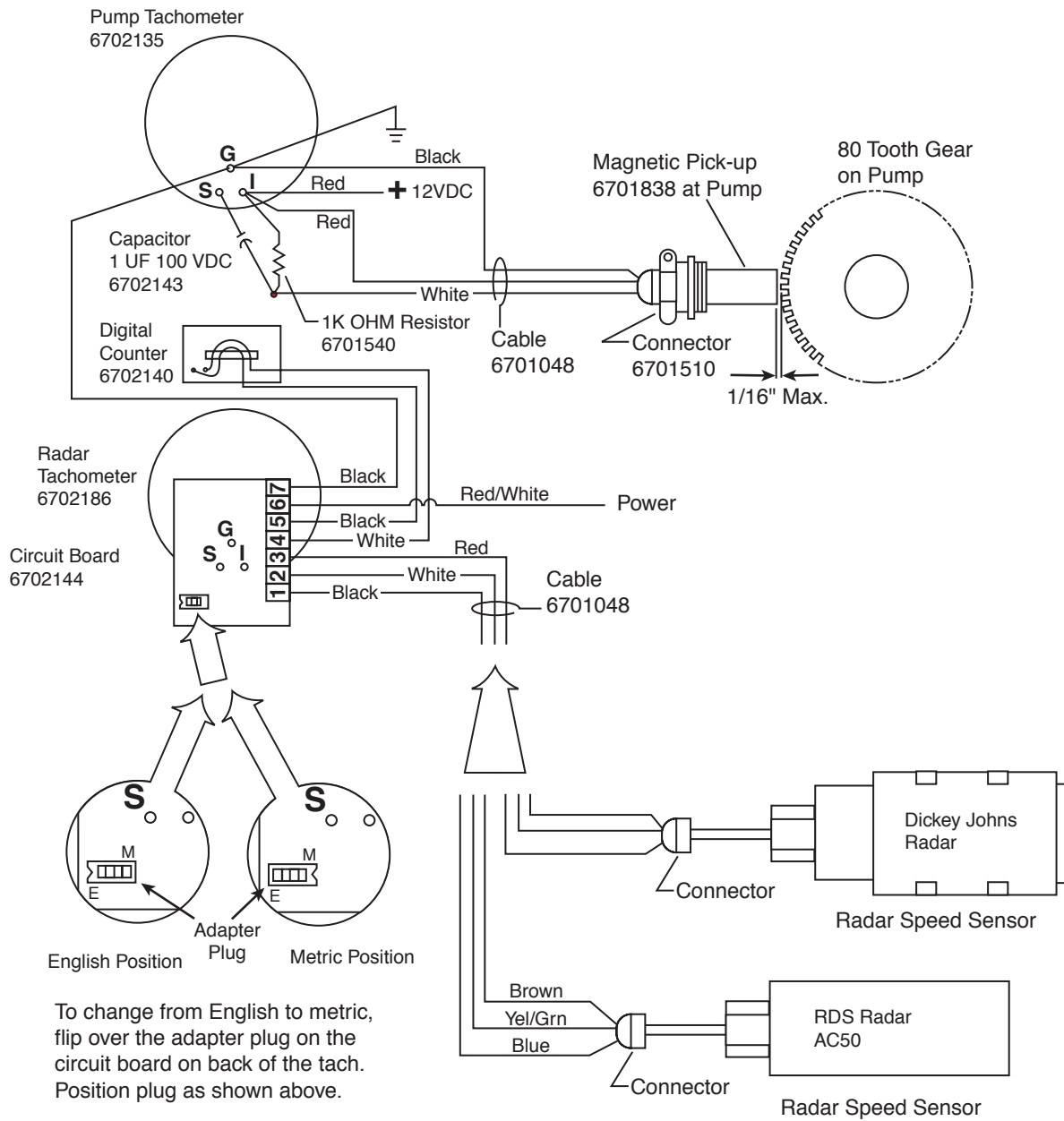
### TRUCK LITE, 4 LAMP - 9301227



# Wiring Diagram - Basic Distributor



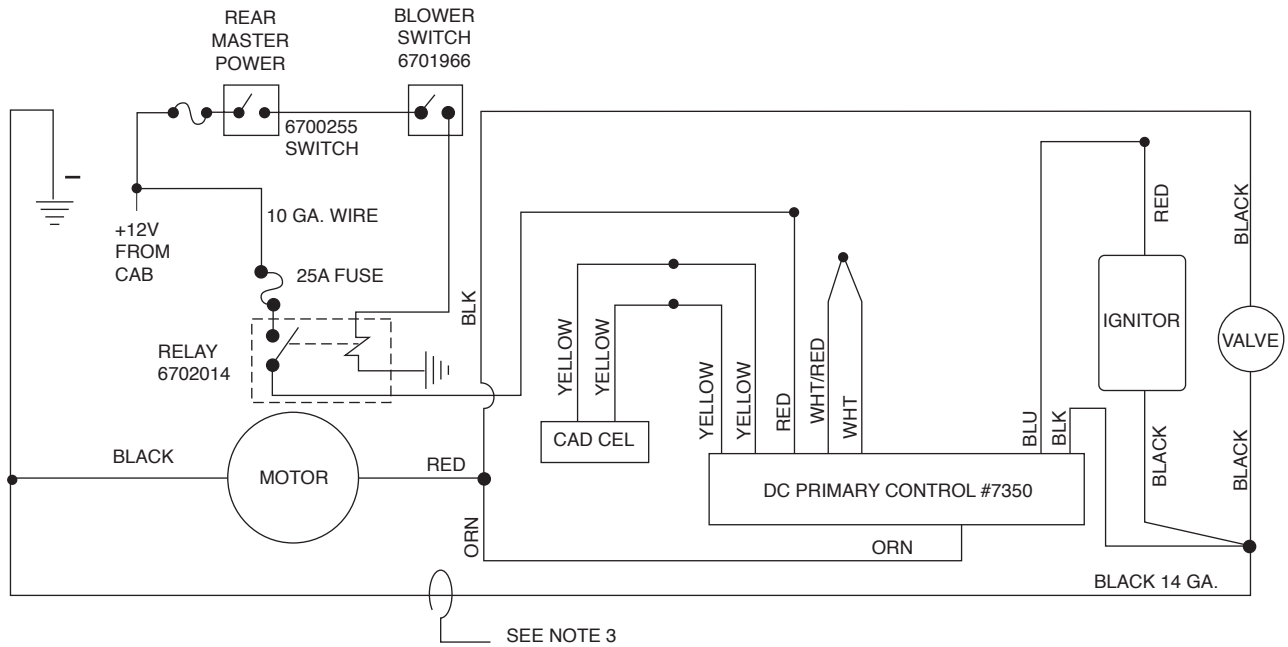
## Wiring Schematic - Radar And Pump Tach



## Wiring Schematic - Fuel Oil Burners

### WIRING DIAGRAM WITH PRIMARY CONTROL

(1) BURNER SHOWN

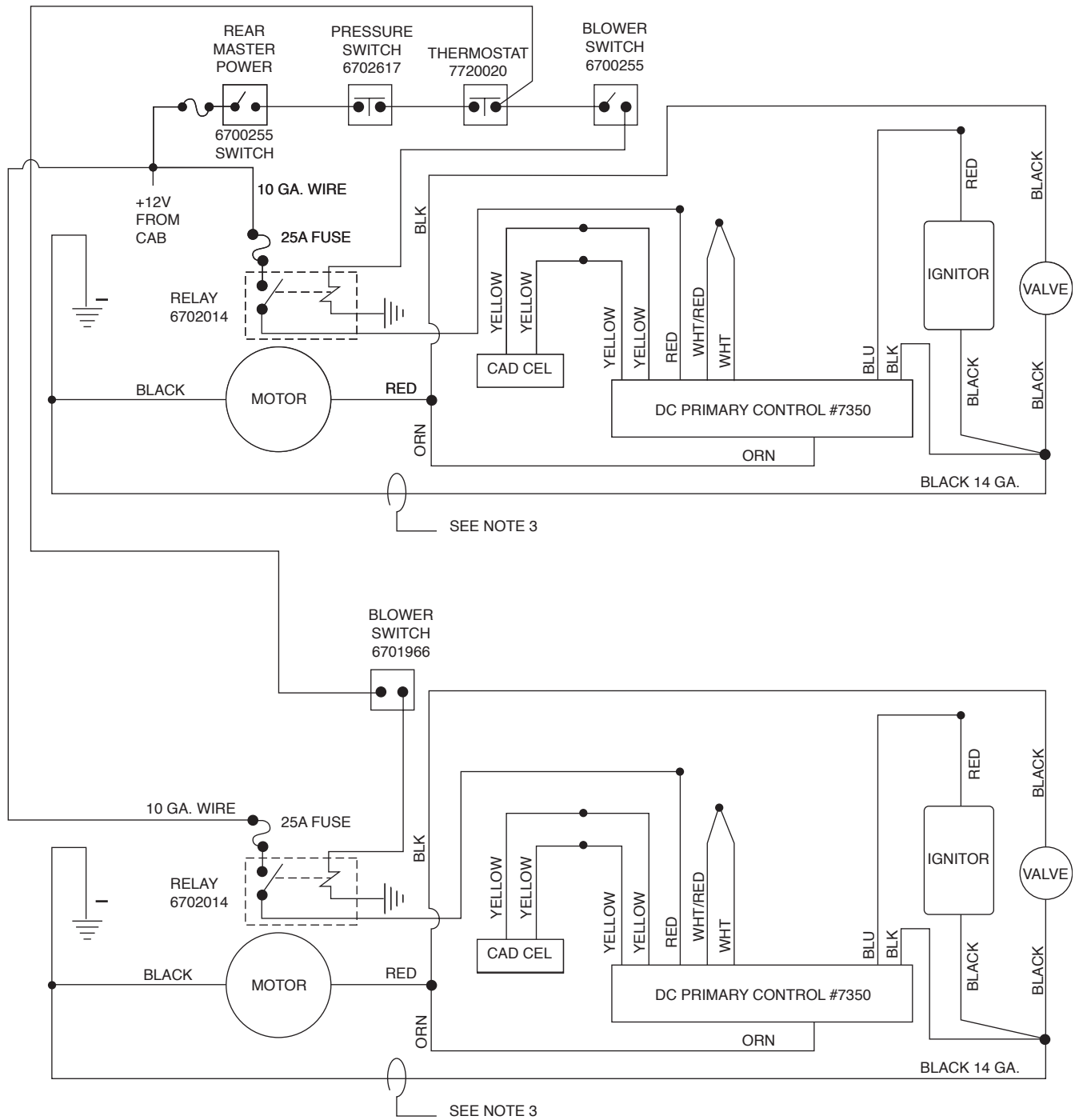


**NOTES:**

1. All wires to be 14 gauge minimum or as required to prevent voltage drop between battery and burner.
2. Fuse recommendation:  
 Motor - 30A  
 Control - 10A
3. Hard wire ground to battery. **Do Not Use Chassis Ground System.**

## Wiring Schematic - Fuel Oil Burners W/Thermostat and Brake Interlock

WIRING DIAGRAM WITH PRIMARY CONTROL



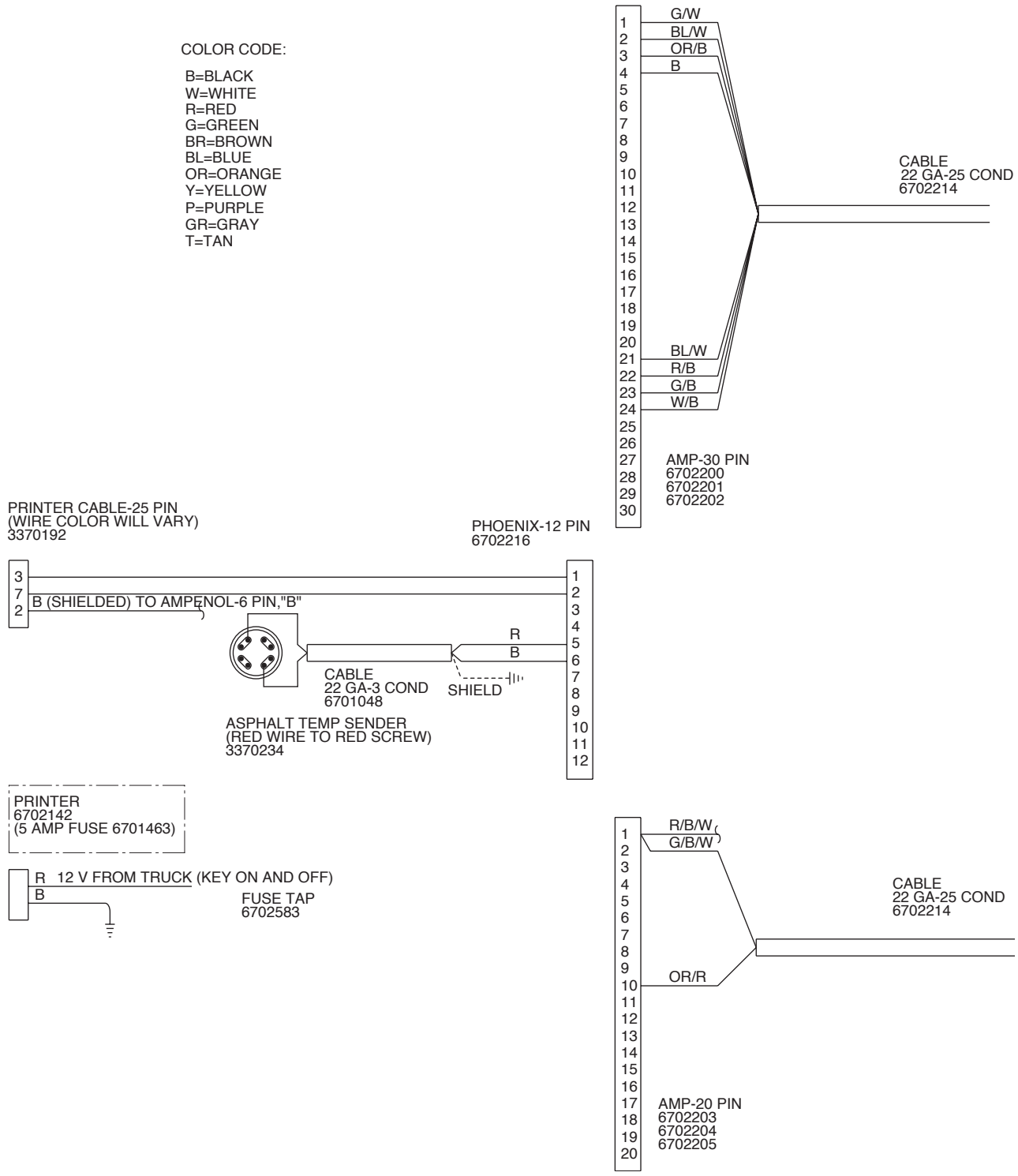
**NOTES:**

1. All wires to be 14 gauge minimum or as required to prevent voltage drop between battery and burner.
2. Fuse recommendation:  
 Motor - 30A  
 Control - 10A
3. Hard wire ground to battery. **Do Not Use Chassis Ground System.**

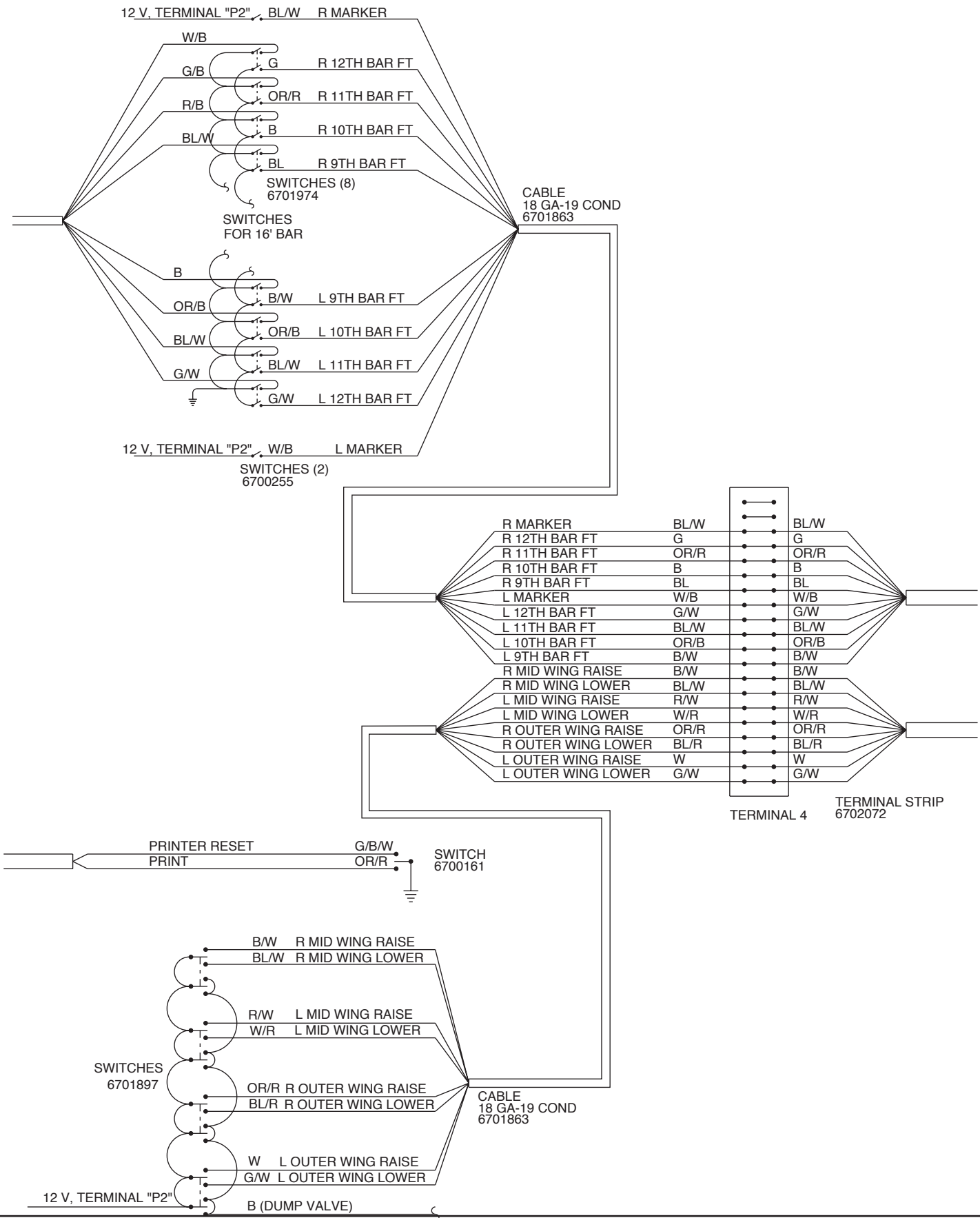
# Wiring Schematic - S2X- 1' Cont-17'- Control Box 9302347

**COLOR CODE:**

- B=BLACK
- W=WHITE
- R=RED
- G=GREEN
- BR=BROWN
- BL=BLUE
- OR=ORANGE
- Y=YELLOW
- P=PURPLE
- GR=GRAY
- T=TAN



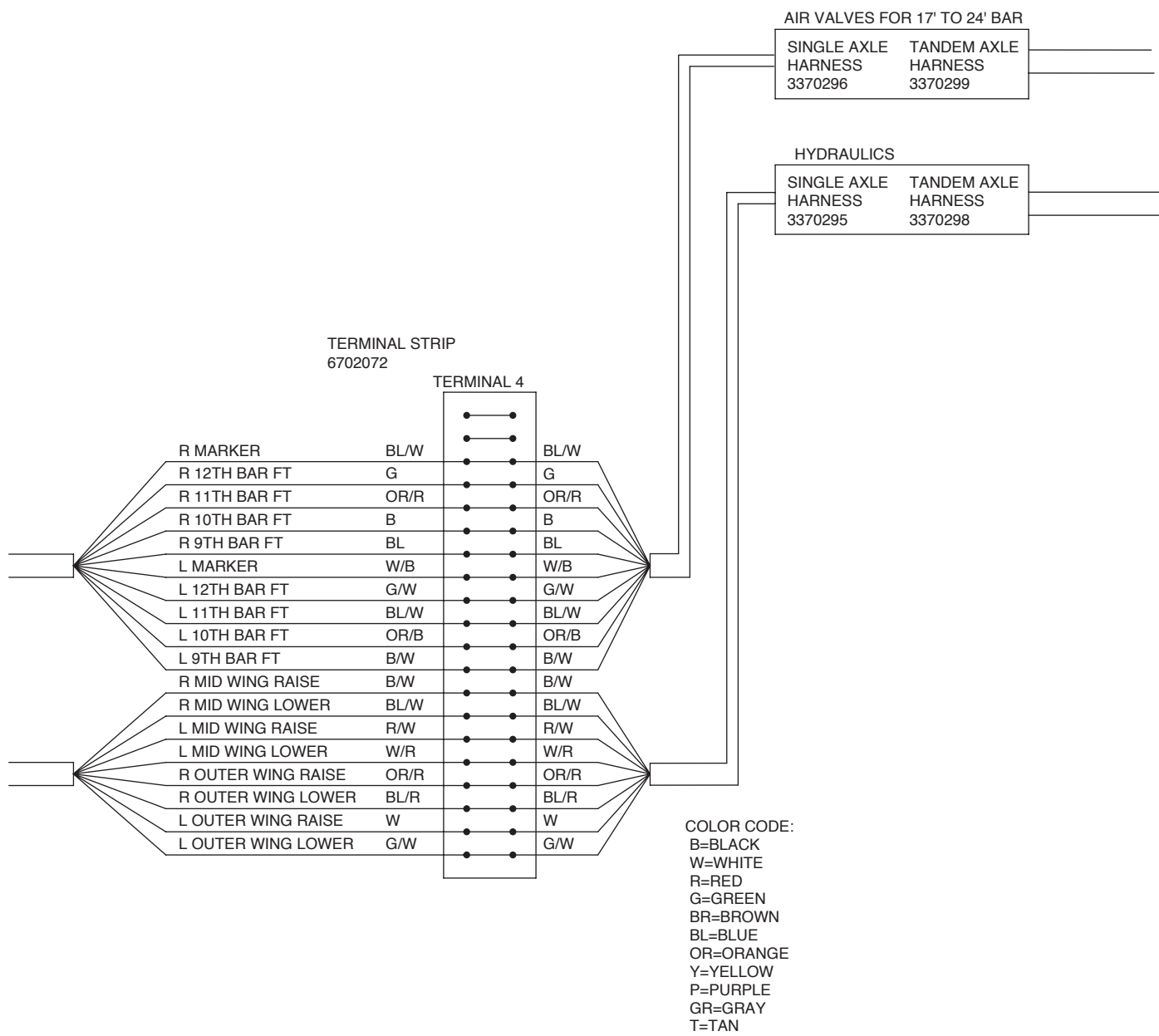
## Wiring Schematic - S2X- 1' Cont-17'- Control Box 9302347

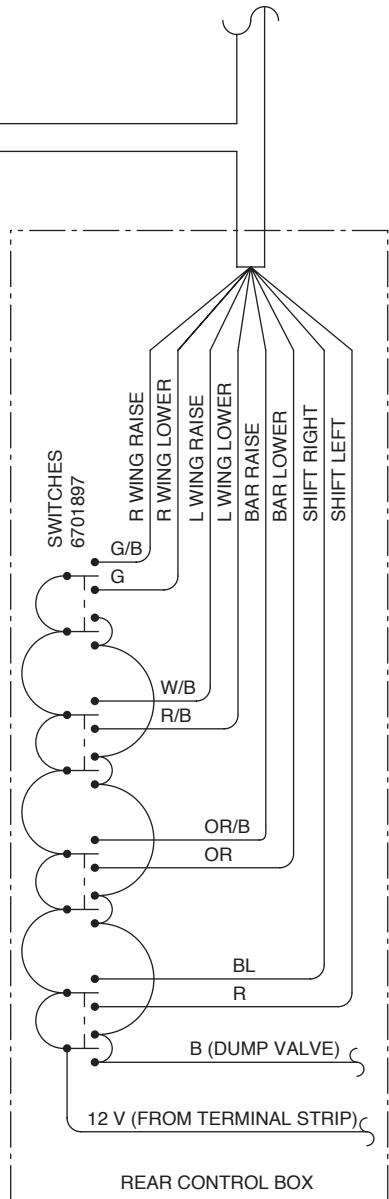
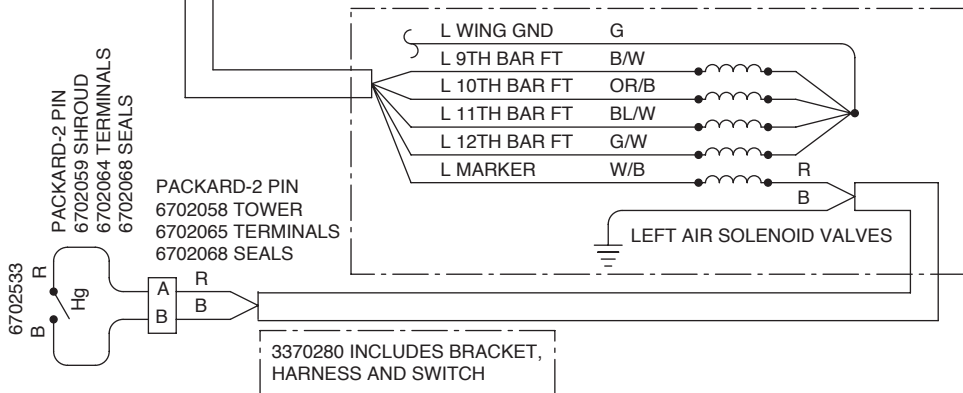
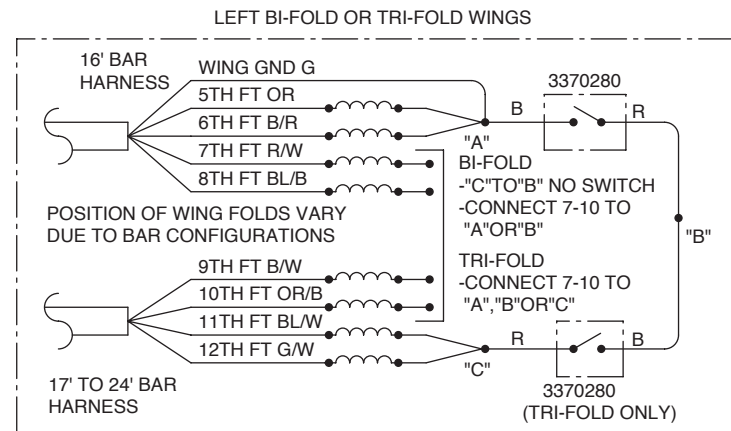
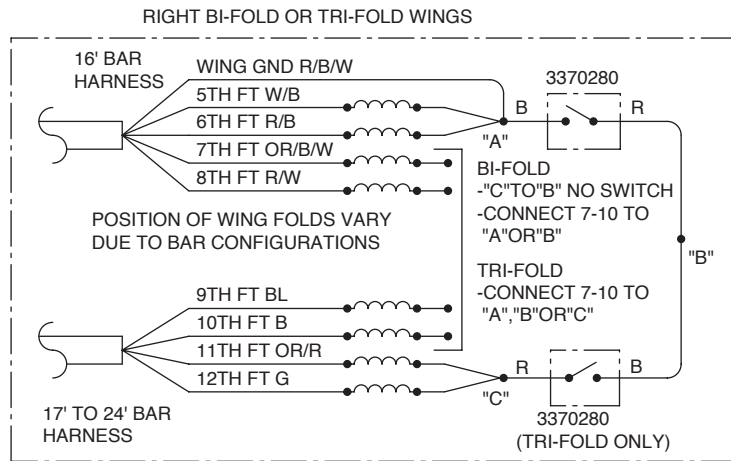
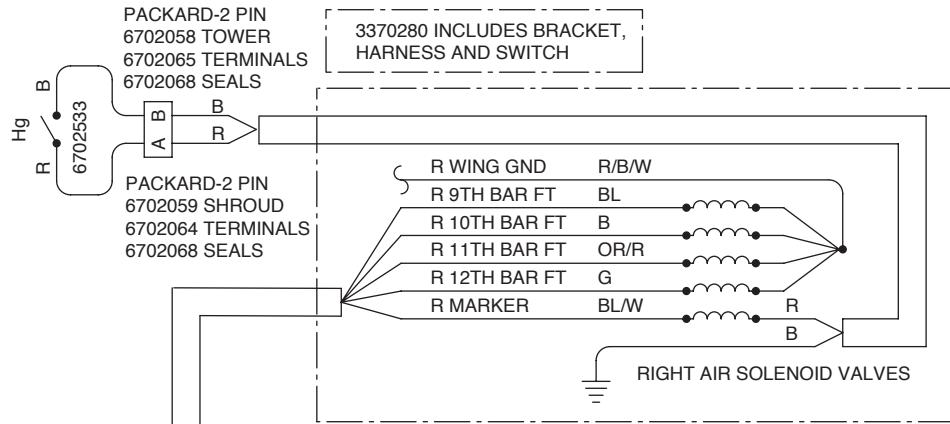
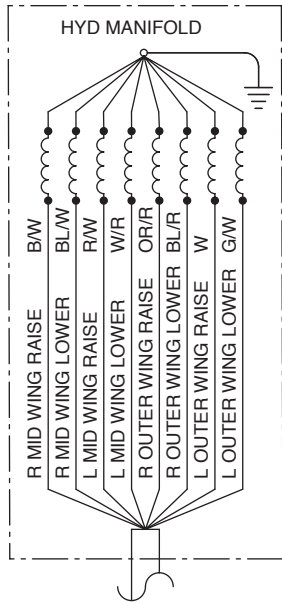




# Wiring Schematic - S2X- 1' Cont-17'- Rear Box

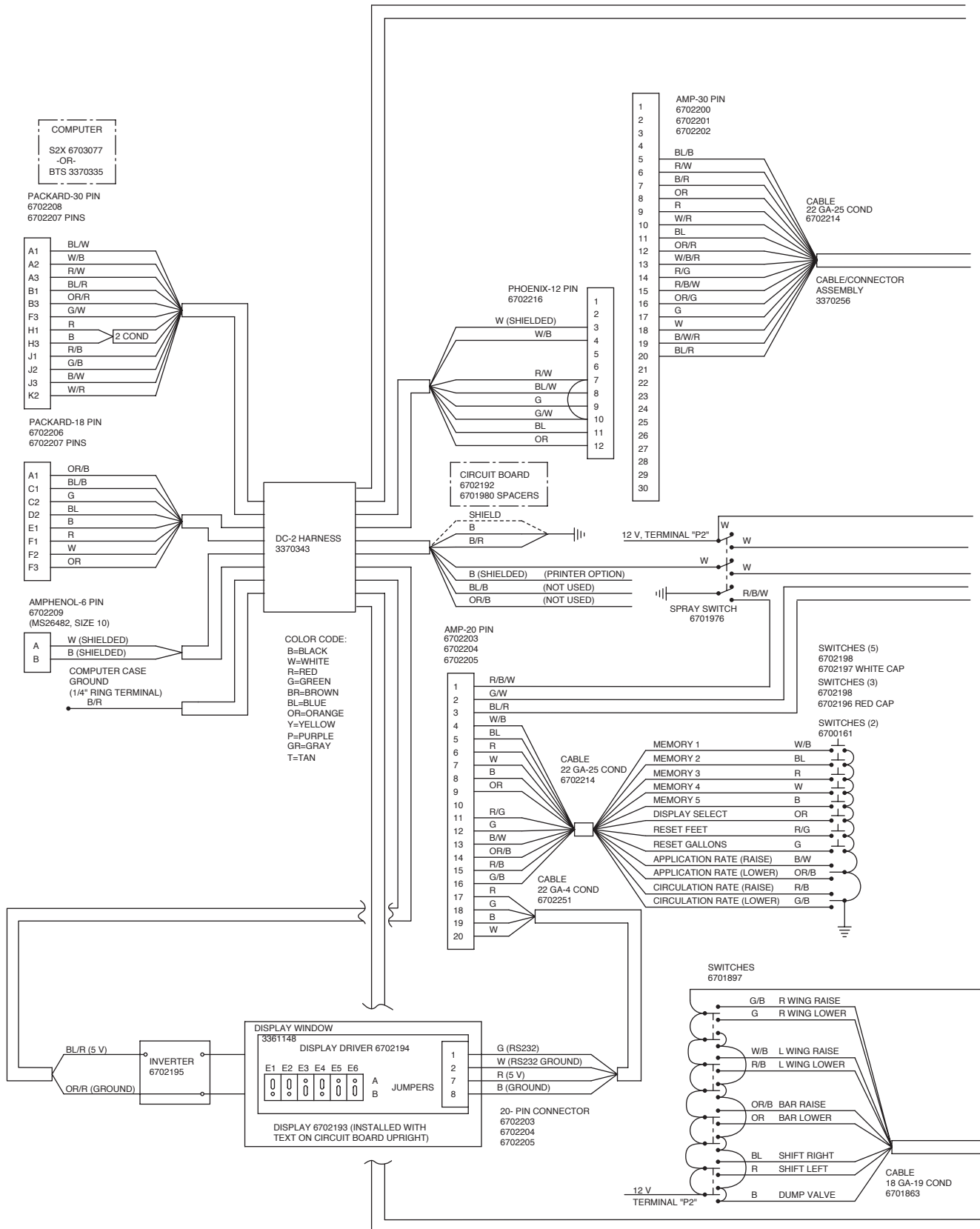
## 9302346





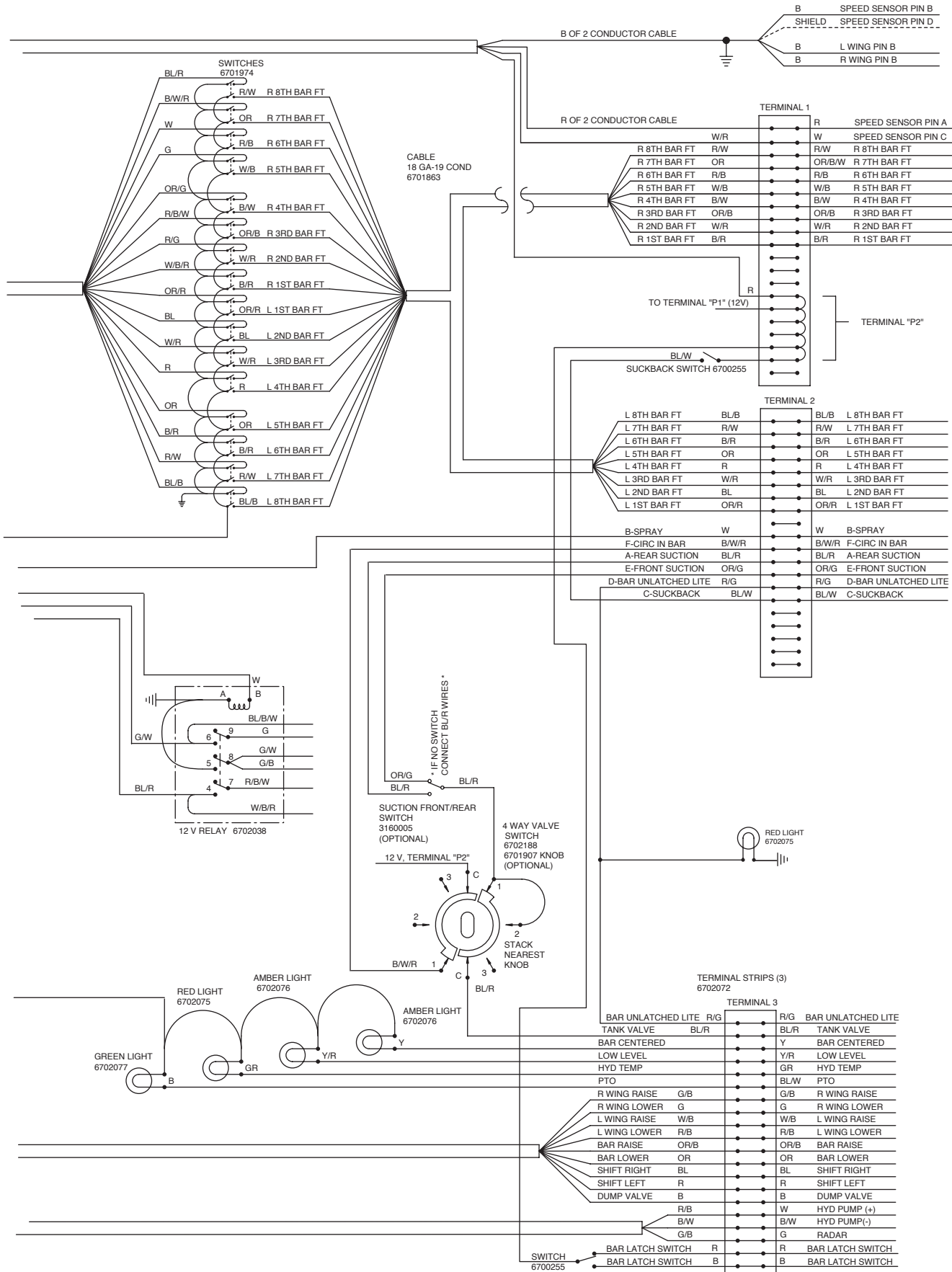
# Wiring Schematic - S2X- 1' Cont-16'- Control Box

9302884



ELECTRICAL

# Wiring Schematic - S2X- 1' Cont-16'- Control Box 9302884



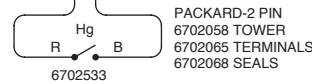
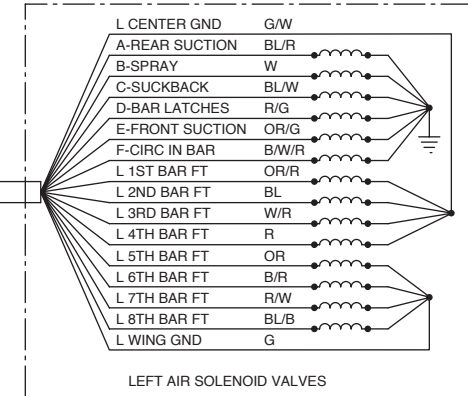
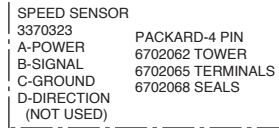
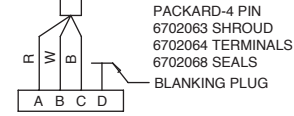
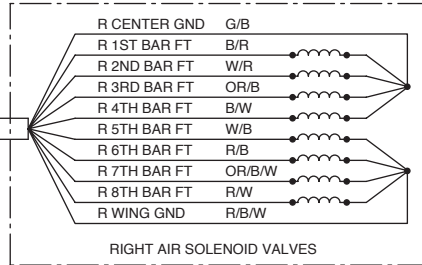

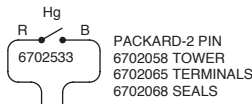
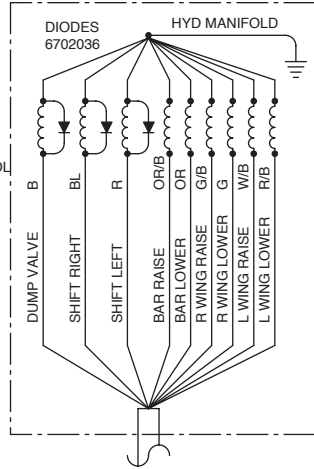
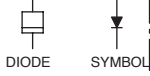
**ELECTRICAL**



# Wiring Schematic - S2X- 1' Cont-16'- Rear Box

9302892

NOTE POSITION OF LINE ON DIODE FOR INSTALLATION

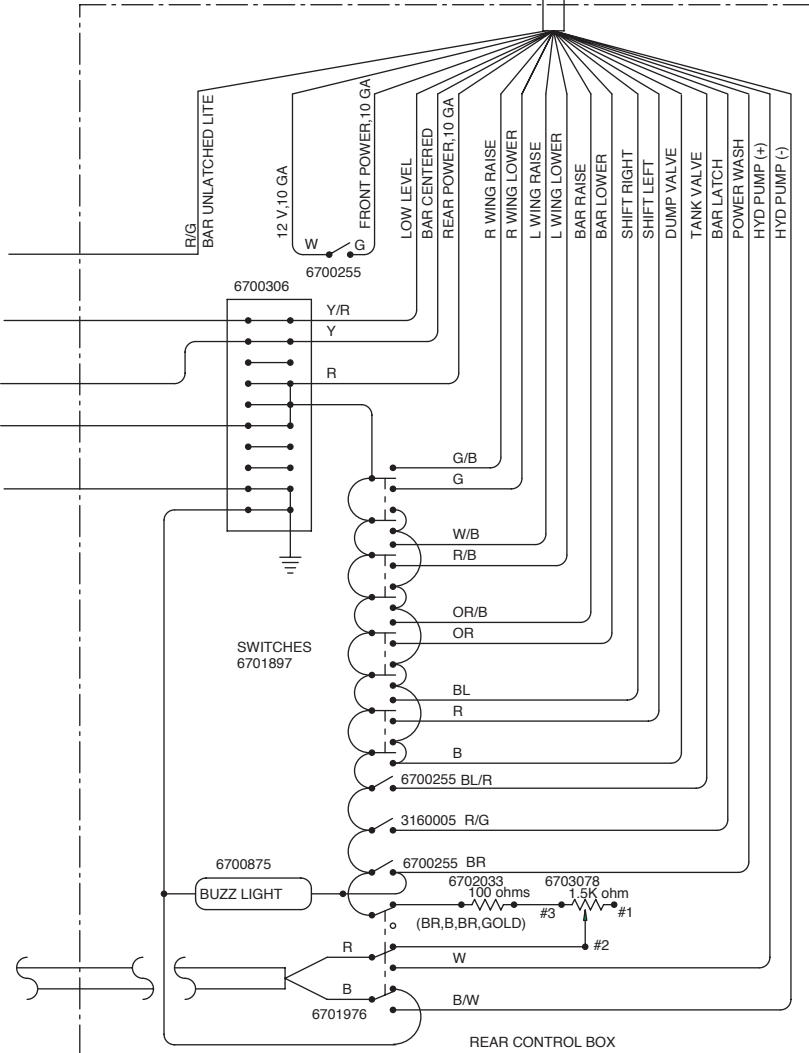


AIR VALVES AND SENSORS FOR 16' BAR

SINGLE AXLE HARNESS 3370387  
TANDEM AXLE HARNESS 3370388

HYDRAULICS

SINGLE AXLE HARNESS 3370294  
TANDEM AXLE HARNESS 3370303



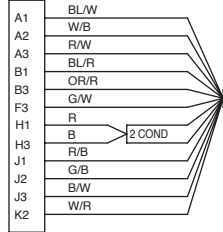
ELECTRICAL

# Wiring Schematic - S2X- Gang Bar- Control Box

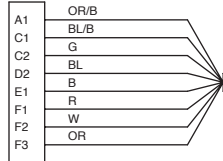
## 9302885

COMPUTER  
S2X 6703077  
-OR-  
BTS 3370335

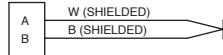
PACKARD-30 PIN  
6702208  
6702207 PINS



PACKARD-18 PIN  
6702206  
6702207 PINS



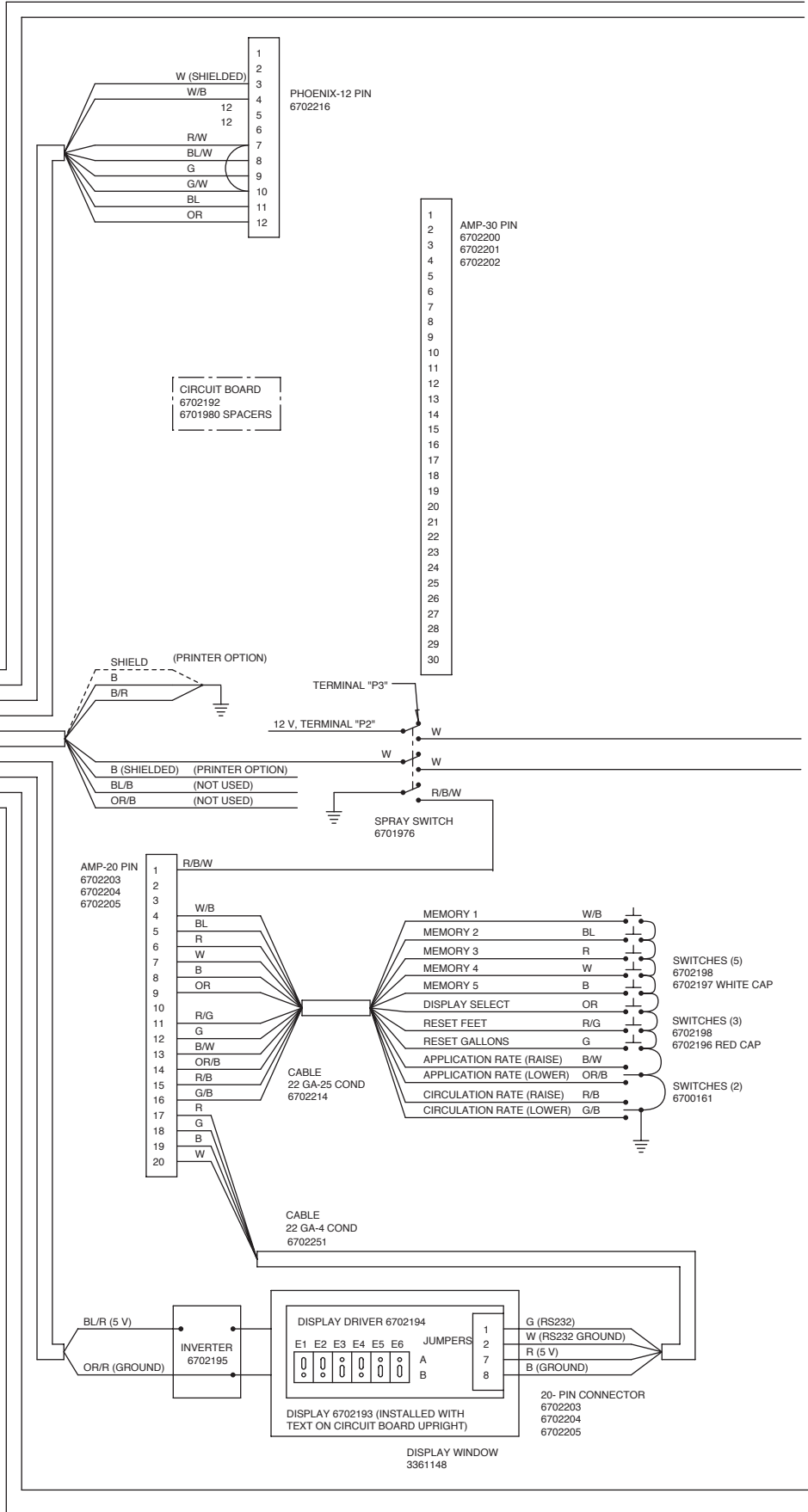
AMPHENOL-6 PIN  
6702209  
(MS26482, SIZE 10)



COMPUTER CASE  
GROUND  
(1/4" RING TERMINAL)



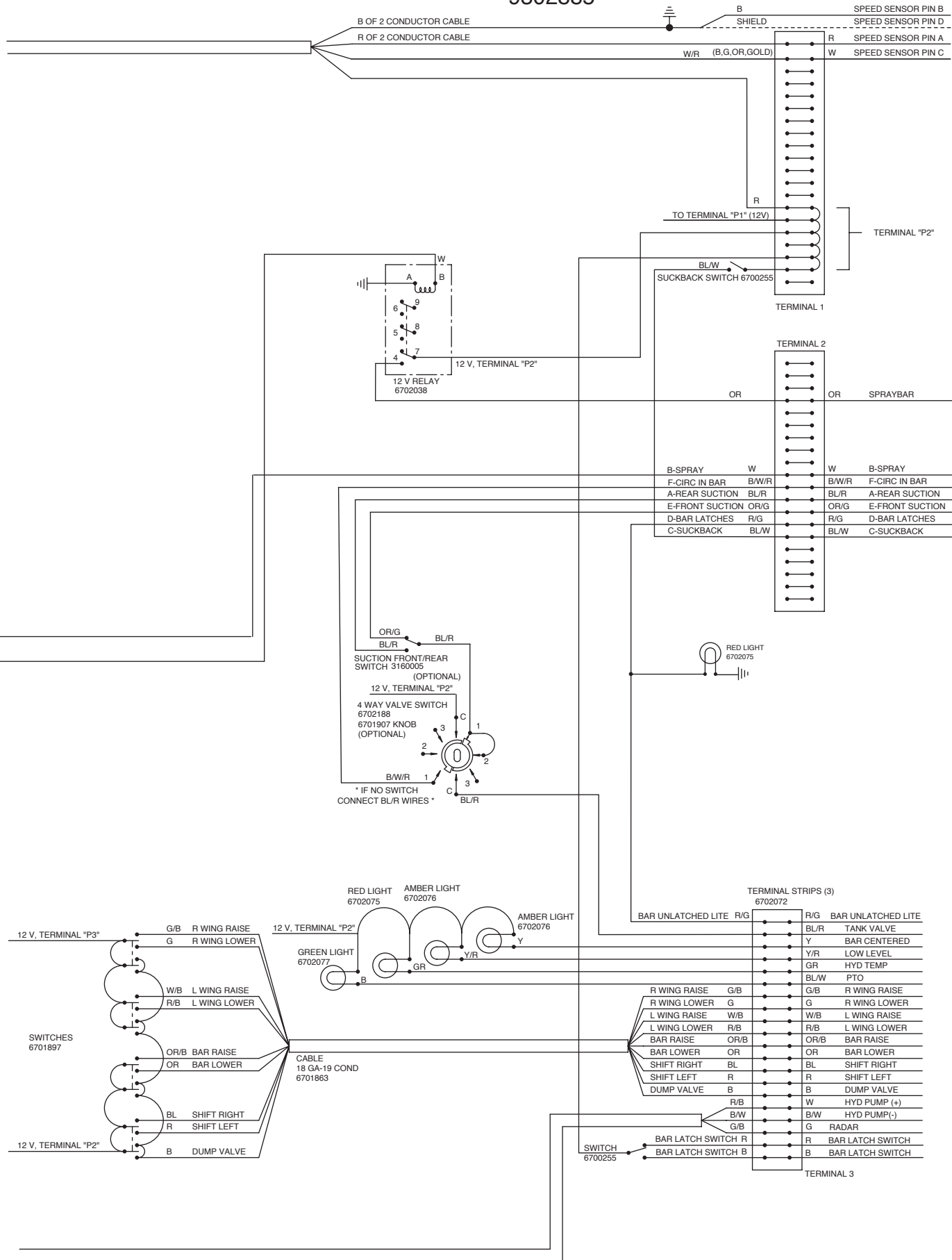
COLOR CODE:  
B=BLACK  
W=WHITE  
R=RED  
G=GREEN  
BR=BROWN  
BL=BLUE  
OR=ORANGE  
Y=YELLOW  
P=PURPLE  
GR=GRAY  
T=TAN



ELECTRICAL

# Wiring Schematic - S2X- Gang Bar- Control Box

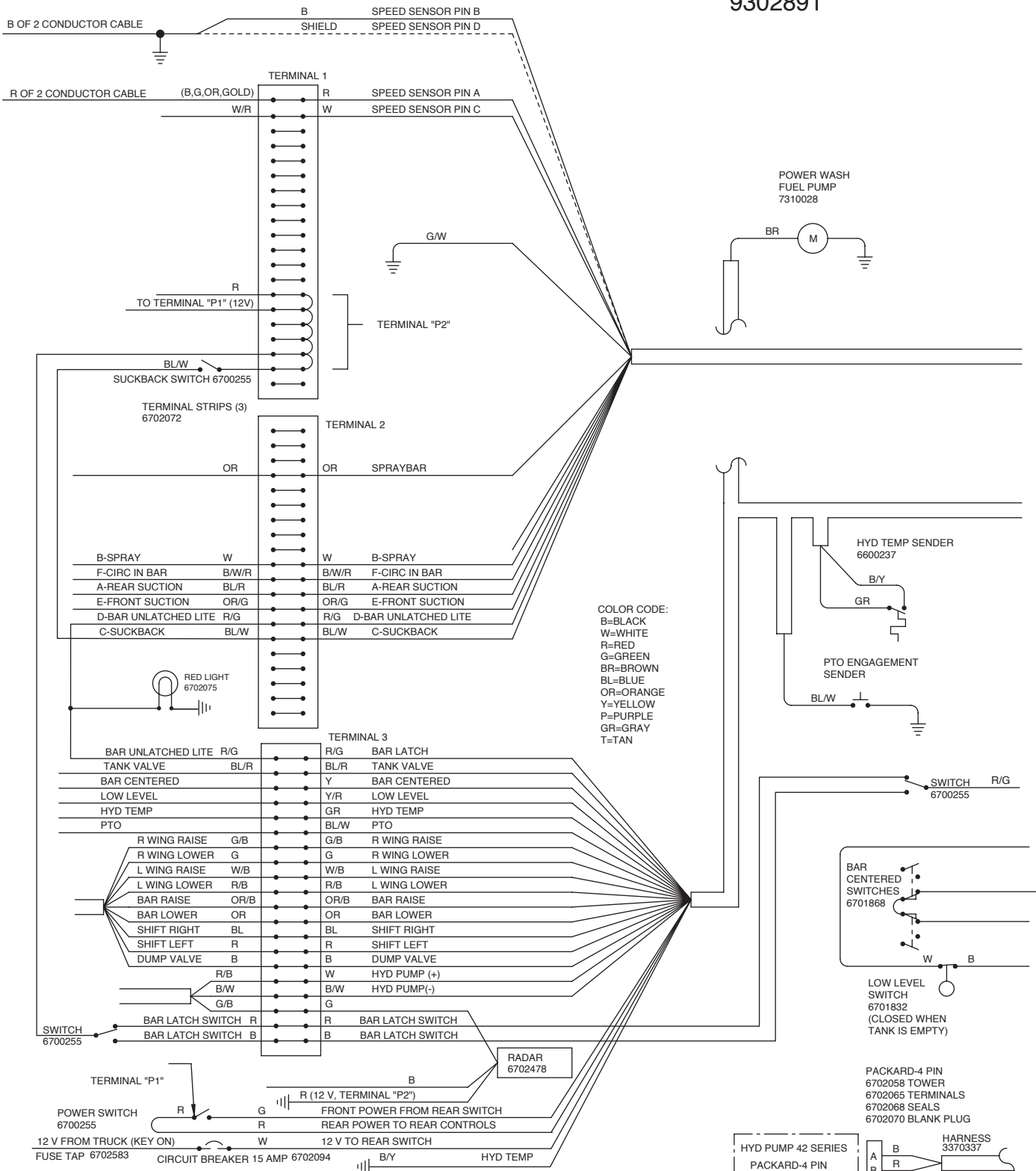
## 9302885



**ELECTRICAL**

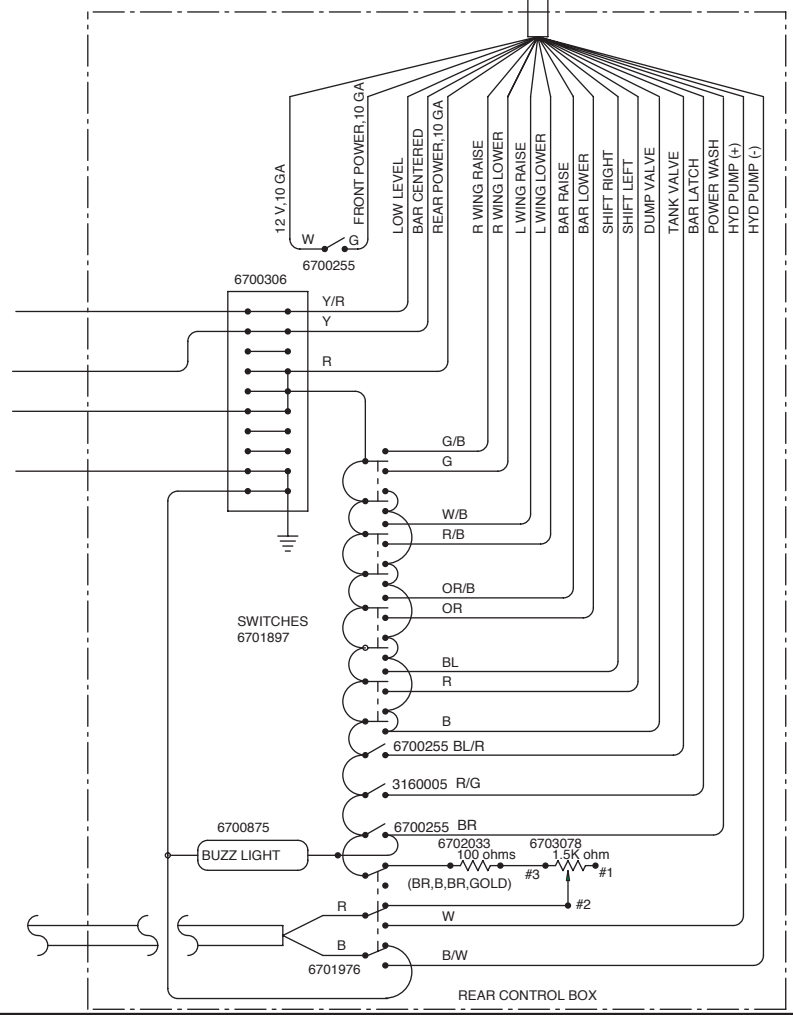

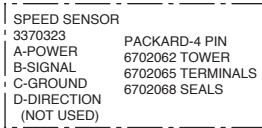
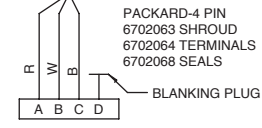
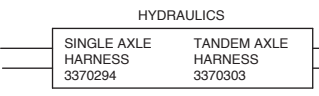
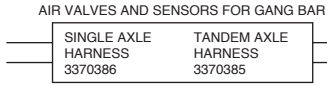
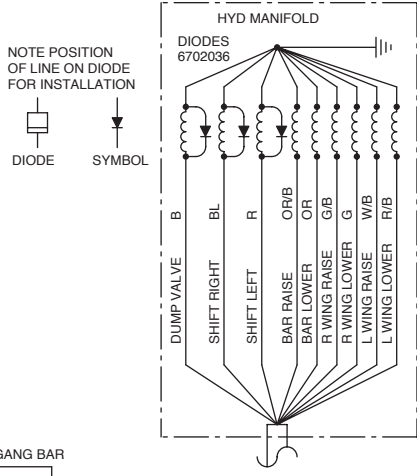


# Wiring Schematic - S2X- Gang Bar- Rear Box 9302891



ELECTRICAL

# Wiring Schematic - S2X- Gang Bar- Rear Box 9302891



ELECTRICAL

Part No.	Page No.	Part No.	Page No.	Part No.	Page No.	Part No.	Page No.	Part No.	Page No.
0102615	29	0120214	35	0120380	69	0121358	44	0133046	37
0103374	33	0120214	37	0120380	78	0121574	10	0133046	39
0103374	35	0120214	39	0120382	8	0121758	69	0133046	41
0103374	39	0120214	41	0120382	11	0121852	33	0134530	69
0103389	53	0120214	63	0120382	15	0121852	35	0137185	33
0103409	44	0120214	74	0120382	18	0121852	37	0137185	46
0105404	46	0120214	75	0120382	19	0121852	39	0137204	74
0105405	50	0120214	78	0120382	20	0121852	41	0138207	61
0105405	72	0120233	8	0120382	21	0121887	45	0138207	62
0105407	61	0120233	20	0120382	22	0121887	46	0138485	76
0105407	62	0120233	21	0120382	23	0121887	61	0139010	63
0105413	49	0120233	63	0120382	28	0121887	63	0140798	77
0105413	50	0120233	75	0120382	29	0121887	65	0141621	15
0105416	46	0120237	67	0120382	31	0121887	66	0141621	22
0105417	37	0120238	63	0120382	33	0121887	69	0141621	23
0105417	41	0120333	45	0120382	35	0121887	78	0141621	25
0105417	49	0120368	19	0120382	39	0121900	53	0141621	27
0105417	50	0120369	18	0120382	56	0121900	55	0144033	62
0105417	63	0120369	19	0120382	58	0121900	56	0144034	61
0105420	70	0120371	46	0120382	75	0121900	58	0144034	77
0105422	46	0120375	15	0120384	12	0121913	8	0144035	11
0105423	33	0120375	17	0120384	22	0121913	15	0144035	61
0105423	61	0120375	39	0120384	25	0121913	33	0144036	54
0105423	62	0120375	55	0120384	27	0121913	35	0144042	77
0105423	63	0120375	56	0120384	35	0122007	63	0144066	25
0108686	53	0120375	58	0120384	39	0122017	63	0144066	27
0108686	61	0120375	65	0120384	82	0122017	75	0144068	66
0108687	15	0120375	66	0120386	10	0122017	78	0144068	70
0108687	17	0120375	69	0120386	15	0122027	39	0144068	71
0108687	53	0120375	78	0120386	17	0122027	47	0144112	61
0110456	10	0120376	33	0120386	45	0122119	20	0144613	15
0111305	54	0120376	35	0120386	46	0122119	21	0144613	17
0111661	17	0120376	37	0120386	53	0122433	35	0144613	18
0111661	48	0120376	39	0120386	55	0122433	39	0144613	19
0115256	17	0120376	41	0120386	61	0122459	22	0173206	55
0118750	61	0120376	74	0120386	62	0122459	53	0179104	56
0118750	62	0120376	78	0120386	78	0122459	74	0179104	58
0118750	63	0120377	8	0120386	79	0122459	75	0180083	15
0118750	65	0120377	22	0120386	80	0124589	7	0180083	17
0118750	66	0120377	23	0120388	8	0124589	10	0180124	15
0118750	69	0120377	29	0120388	18	0124818	80	0180124	17
0118750	70	0120377	33	0120388	19	0125947	11	0180124	33
0118755	11	0120377	35	0120388	33	0125988	15	0180124	35
0118755	63	0120377	39	0120388	35	0125988	77	0180124	39
0118755	65	0120377	56	0120388	37	0126168	77	0180151	33
0118755	66	0120377	58	0120388	39	0126177	69	0180175	15
0118755	69	0120377	75	0120388	41	0127874	53	0180175	15
0119096	15	0120378	10	0120390	22	0127961	61	0180175	17
0119097	61	0120378	22	0120390	82	0128003	15	0180175	17
0119097	62	0120378	25	0120426	12	0128003	17	0180175	25
0119099	17	0120378	27	0120426	13	0128003	22	0180175	27
0119100	17	0120378	35	0120631	43	0128003	23	0186679	22
0119920	49	0120378	39	0120689	46	0128003	25	0186679	23
0119920	50	0120378	82	0120703	63	0128003	27	0186679	28
0119920	63	0120380	15	0120704	63	0130999	10	0186679	29
0119930	46	0120380	17	0120706	63	0131000	83	0187399	17
0119931	61	0120380	55	0120706	64	0131002	47	0190311	17
0119931	71	0120380	56	0120706	72	0131044	69	0215915	25
0120128	61	0120380	58	0120755	69	0131046	82	0215915	27
0120128	62	0120380	65	0121207	63	0133046	33	0218237	54
0120214	33	0120380	66	0121207	72	0133046	35	0219189	11

Part No.	Page No.	Part No.	Page No.	Part No.	Page No.	Part No.	Page No.	Part No.	Page No.
0219189	17	0454121	69	3170021	22	3301659	78	3321424	23
0219189	49	0454121	70	3170021	23	3301662	78	3321426	22
0219189	50	0454904	22	3170021	28	3301663	78	3321426	23
0219190	15	0454904	23	3170021	29	3301664	78	3321429	29
0219191	61	0454904	29	3180674	54	3301669	82	3321431	29
0219191	62	197070	11	3300036	84	3301720	79	3321447	20
0219191	65	2610041	53	3300045	69	3301722	79	3321447	21
0219191	66	2630080	72	3300104	83	3301727	79	3321453	23
0219191	72	2630163	72	3300106	83	3301728	79	3321456	8
0219301	25	2630370	69	3300335	82	3301741	78	3321905	25
0219301	27	2630584	69	3300336	82	3301742	78	3321905	27
0219301	81	2630585	69	3300337	82	3301758	79	3330001	71
0219303	81	2630586	69	3300338	82	3301795	76	3330002	72
0219307	31	2640725	20	3300339	82	3301844	78	3330003	72
0219309	37	2640725	21	3300623	82	3301845	78	3330026	25
0219357	25	2640726	20	3300671	82	3301851	75	3330026	27
0219357	27	2640726	21	3300773	77	3301995	76	3330077	65
0220088	33	2640745	17	3300932	82	3310040	84	3330081	15
0220088	35	2641012	85	3301003	77	3310354	82	3330081	17
0220088	39	2650723	39	3301006	77	3310888	87	3330185	65
0220088	41	2650725	39	3301144	75	3310889	87	3330185	66
0220088	44	2660101	69	3301150	75	3310932	82	3330277	72
0223529	83	2680564	78	3301163	76	3310979	82	3330293	67
0272123	33	2680565	78	3301164	76	3311022	53	3330296	71
0272123	35	2680567	78	3301195	15	3311294	55	3330297	71
0272123	39	2680568	78	3301197	75	3311340	88	3330298	71
0274253	23	2700103	74	3301199	15	3311425	44	3330356	72
0274253	27	2700105	74	3301200	15	3311502	55	3330462	72
0274637	13	2700161	77	3301201	75	3311576	82	3331034	67
0274993	63	2700162	77	3301209	12	3311617	82	3331035	67
0281839	63	2700233	74	3301209	15	3311649	82	3331036	65
0426370	31	2700234	74	3301264	75	3311651	44	3331036	66
0426370	33	2700241	74	3301266	75	3311654	44	3331036	72
0426370	35	2700243	74	3301268	75	3311655	44	3331073	65
0426370	39	2700248	74	3301270	75	3311656	44	3331073	66
0426897	37	2700259	74	3301272	75	3311667	82	3331073	69
0426897	75	2740137	12	3301279	74	3311750	11	3331076	67
0426897	75	2740137	13	3301310	75	3311797	51	3331086	65
0426899	43	2740165	12	3301331	73	3311807	75	3331086	66
0426899	76	2740175	12	3301332	73	3311810	81	3331108	65
0431929	15	2740354	13	3301335	73	3311812	81	3331108	66
0432903	10	2740371	33	3301336	73	3311830	87	3331108	69
0432903	69	2740371	35	3301336	73	3311831	87	3331196	65
0436665	69	2740371	39	3301337	73	3311832	87	3331200	65
0436732	43	2750166	69	3301338	73	3311833	87	3331270	63
0443139	35	2750597	13	3301338	73	3311839	51	3331277	63
0443139	39	2750597	12	3301339	73	3311840	51	3331296	67
0444867	74	2780038	77	3301339	73	3320411	33	3331299	67
0446363	47	2781748	80	3301340	73	3321014	28	3331300	67
0446363	78	2790530	6	3301342	73	3321031	7	3331362	65
0447835	87	2960210	54	3301352	76	3321306	8	3331382	72
0454085	66	3110034	23	3301354	82	3321323	27	3331412	65
0454085	70	3160005	7	3301356	74	3321332	22	3331412	66
0454109	37	3160005	7	3301357	74	3321332	23	3331412	67
0454109	41	3160005	8	3301562	79	3321374	25	3331413	65
0454109	65	3160005	9	3301581	79	3321386	25	3331413	66
0454109	66	3160005	9	3301582	79	3321386	27	3331413	67
0454109	69	3170013	22	3301585	79	3321414	22	3331436	63
0454121	65	3170013	23	3301586	79	3321422	23	3331579	63
0454121	66	3170013	28	3301590	79	3321423	22	3331870	65
0454121	67	3170013	29	3301591	79	3321424	22	3331870	66

Part No.	Page No.	Part No.	Page No.	Part No.	Page No.	Part No.	Page No.	Part No.	Page No.
3331875	50	3341441	17	3342132	17	3352205	48	3352685	39
3331875	65	3341442	15	3342153	17	3352222	15	3352693	35
3331875	66	3341455	12	3342164	21	3352222	17	3352697	35
3331875	70	3341456	12	3342165	21	3352245	33	3352728	33
3331877	69	3341462	20	3342166	21	3352245	35	3352730	35
3331878	69	3341462	21	3342167	15	3352260	33	3352730	39
3331879	66	3341463	20	3342167	17	3352260	39	3352731	35
3331879	69	3341463	21	3342168	17	3352387	33	3352731	39
3331880	66	3341464	11	3342175	17	3352476	33	3352732	35
3331881	66	3341481	15	3342190	17	3352483	33	3352733	35
3331881	69	3341481	17	3342191	17	3352483	35	3352734	35
3331882	69	3341482	15	3342191	19	3352483	39	3352735	35
3331883	69	3341491	12	3342196	17	3352581	35	3352736	35
3331884	69	3341491	13	3342209	19	3352581	37	3352736	39
3331885	65	3341492	12	3342210	19	3352581	39	3352740	35
3331886	66	3341497	13	3342252	18	3352581	41	3352740	39
3331886	70	3341499	13	3342252	19	3352591	33	3352741	33
3331898	66	3341500	13	3342253	18	3352591	35	3352743	33
3331899	70	3341513	12	3342253	18	3352591	39	3352743	35
3340004	15	3341513	13	3342254	18	3352591	43	3352743	37
3340029	11	3341514	12	3342255	19	3352592	33	3352743	39
3340033	15	3341531	19	3342257	17	3352592	35	3352743	41
3340033	17	3341553	20	3342257	19	3352595	33	3352750	33
3340039	15	3341553	21	3342263	19	3352595	35	3352751	33
3340040	84	3341558	20	3342424	81	3352605	33	3352753	35
3340041	15	3341559	20	3342671	53	3352605	35	3352753	37
3340041	17	3341559	21	3342678	12	3352605	39	3352753	39
3340043	15	3341647	20	3342678	53	3352607	33	3352753	41
3340277	20	3341647	21	3342701	48	3352607	35	3352754	35
3340277	21	3341648	11	3342860	15	3352607	39	3352754	37
3340279	20	3341653	15	3342860	17	3352610	31	3352754	39
3340279	21	3341653	18	3342898	15	3352610	33	3352754	41
3340287	20	3341679	18	3342898	17	3352610	35	3352756	33
3340287	21	3341679	19	3342902	48	3352610	39	3352756	39
3340298	20	3341680	18	3343191	15	3352611	31	3352758	33
3340298	21	3341697	18	3343191	17	3352614	31	3352799	33
3340515	15	3341697	19	3343193	15	3352614	33	3352803	75
3340515	17	3341730	18	3343193	17	3352614	35	3352804	75
3340519	15	3341737	17	3343195	15	3352614	39	3352808	75
3340519	17	3341738	17	3343195	17	3352615	33	3352810	33
3341078	15	3341820	17	3343221	15	3352615	35	3352810	35
3341078	17	3341823	17	3343221	17	3352615	37	3352810	39
3341117	12	3341892	20	3343243	15	3352615	39	3352811	33
3341187	11	3341893	20	3343243	17	3352615	41	3352812	33
3341199	76	3341898	20	3343245	15	3352619	51	3352844	33
3341216	20	3341898	21	3343245	17	3352624	33	3352854	35
3341216	21	3341899	15	3343247	15	3352624	35	3352854	39
3341411	44	3341903	15	3343247	17	3352627	37	3352855	35
3341412	12	3341964	15	3350340	75	3352644	37	3352855	39
3341412	15	3341964	17	3350340	75	3352645	37	3352858	33
3341412	17	3341965	15	3350346	75	3352646	37	3352859	31
3341414	12	3341965	17	3350347	75	3352647	37	3353061	31
3341416	12	3342012	15	3350455	35	3352648	37	3353062	31
3341418	12	3342018	20	3350455	39	3352649	37	3353072	75
3341419	12	3342018	21	3350567	33	3352660	44	3353123	33
3341420	12	3342023	15	3350708	33	3352665	44	3353123	35
3341421	12	3342024	15	3350795	75	3352666	44	3353123	43
3341421	15	3342034	15	3351078	17	3352667	44	3353124	33
3341424	12	3342131	20	3351620	33	3352668	44	3353124	35
3341441	11	3342131	21	3351620	35	3352683	81	3353124	43
3341441	15	3342132	15	3351620	39	3352685	33	3353129	35

Part No.	Page No.	Part No.	Page No.	Part No.	Page No.	Part No.	Page No.	Part No.	Page No.
3353130	35	3353613	39	3361097	44	3361305	61	3370758	88
3353132	33	3353614	39	3361097	54	3361306	61	3380017	48
3353132	35	3353617	39	3361097	56	3361334	7	3380022	48
3353132	39	3353618	39	3361097	58	3361334	8	3380024	48
3353134	35	3353619	39	3361098	44	3361379	44	3380079	33
3353136	35	3353620	39	3361098	56	3361380	44	3380079	35
3353171	75	3353623	39	3361098	58	3361391	18	3380079	39
3353172	75	3353625	39	3361099	44	3361391	19	3380079	84
3353174	75	3353626	39	3361099	56	3361392	18	3380388	15
3353175	75	3353630	39	3361099	58	3361392	19	3380388	17
3353176	75	3353631	39	3361108	7	3361392	19	3380442	44
3353204	33	3353635	39	3361108	8	3361671	44	3380459	84
3353205	33	3353742	39	3361110	7	3361671	54	3380529	33
3353206	33	3353743	39	3361111	7	3361671	56	3380529	35
3353218	33	3353748	39	3361112	7	3361671	58	3380529	39
3353219	33	3353751	39	3361133	8	3361672	44	3380622	45
3353266	44	3353753	39	3361138	7	3361672	54	3380622	46
3353278	37	3353756	39	3361148	7	3361672	56	3380623	45
3353279	37	3353796	31	3361148	8	3361672	58	3380623	46
3353282	37	3353797	31	3361162	9	3361678	18	3380624	45
3353283	37	3360180	49	3361179	64	3361680	37	3380624	46
3353285	37	3360180	49	3361183	9	3361680	41	3380625	46
3353286	37	3360180	50	3361212	56	3361680	55	3380636	46
3353302	35	3360180	53	3361213	55	3361681	37	3380637	46
3353302	39	3360187	76	3361214	37	3361681	41	3380689	46
3353312	39	3360192	76	3361214	41	3361681	55	3380695	15
3353313	39	3360204	76	3361214	55	3361682	37	3380695	17
3353335	35	3360726	10	3361214	58	3361682	41	3380714	45
3353472	43	3360726	53	3361215	37	3361682	55	3380715	45
3353483	39	3360726	67	3361215	41	3361683	37	3380716	45
3353483	41	3360795	33	3361215	55	3361683	41	3380717	45
3353522	39	3360805	46	3361215	58	3361683	55	3380718	45
3353525	39	3360824	76	3361216	37	3361687	37	3380719	45
3353528	39	3360825	76	3361216	41	3361687	41	3380721	33
3353530	39	3360828	76	3361216	55	3370047	88	3380721	35
3353541	43	3360832	61	3361216	58	3370059	88	3380721	39
3353545	39	3360859	61	3361217	37	3370108	88	3380785	48
3353546	39	3361014	50	3361217	41	3370185	23	3380788	48
3353549	41	3361038	7	3361217	55	3370185	27	3380790	84
3353552	41	3361054	76	3361217	58	3370212	10	3380838	78
3353554	41	3361055	76	3361219	55	3370234	77	3380847	78
3353557	41	3361056	76	3361221	7	3370248	7	3380857	49
3353558	41	3361057	76	3361224	7	3370249	8	3380857	50
3353559	41	3361058	76	3361226	35	3370254	10	3380858	49
3353562	37	3361059	76	3361226	39	3370259	88	3380858	50
3353562	41	3361092	43	3361227	61	3370278	37	3380914	48
3353567	37	3361092	56	3361227	62	3370278	41	3380915	48
3353570	37	3361092	58	3361231	35	3370323	15	3380919	48
3353571	37	3361093	43	3361231	39	3370323	17	3380940	80
3353572	37	3361093	56	3361233	61	3370323	25	3380941	80
3353574	41	3361093	58	3361236	10	3370323	27	3380942	80
3353576	41	3361094	43	3361238	54	3370337	22	3380945	80
3353577	41	3361094	56	3361238	55	3370337	25	3380971	79
3353578	41	3361094	58	3361253	31	3370367	87	3380971	80
3353579	41	3361095	43	3361260	9	3370368	87	3381105	80
3353580	41	3361095	56	3361263	61	3370369	87	3381106	80
3353593	39	3361095	58	3361280	55	3370370	87	3381110	80
3353607	31	3361096	44	3361291	11	3370371	87	3381112	80
3353608	31	3361096	54	3361292	11	3370372	87	3381115	80
3353611	39	3361096	56	3361297	58	3370454	44	3381154	80
3353612	39	3361096	58	3361301	58	3370757	88	3381158	80

Part No.	Page No.	Part No.	Page No.	Part No.	Page No.	Part No.	Page No.	Part No.	Page No.
3381163	80	4420933	45	6001005	19	6200179	61	6320803	6
3381164	80	4470350	70	6001005	35	6200179	63	6320804	6
3381296	25	4470350	71	6001005	37	6200251	70	6320805	6
3381296	27	4470915	18	6001005	39	6200251	71	6320806	6
3381296	49	4470915	19	6001005	41	6200292	65	6320807	6
3381296	50	4470943	54	6001005	46	6200292	66	6320808	6
3381297	25	4480132	50	6001005	49	6200292	69	6320809	6
3381297	27	6000057	76	6001005	50	6200292	70	6320828	8
3381297	49	6000065	17	6001005	62	6200324	77	6410079	15
3381297	50	6000068	15	6001007	44	6200362	63	6410079	17
3381458	80	6000071	15	6001007	44	6200417	65	6410079	25
3381459	80	6000087	33	6001011	84	6200417	66	6410079	27
3381460	80	6000087	61	6001011	85	6200417	70	6420121	12
3381461	80	6000087	62	6001012	84	6200418	69	6420194	43
3381464	80	6000088	31	6001056	15	6200419	66	6420194	44
3381465	80	6000107	64	6001056	17	6200473	69	6420231	20
3381508	48	6000108	64	6001062	11	6200601	61	6420231	21
3381509	48	6000109	64	6001062	15	6200846	18	6440162	23
3381512	50	6000161	29	6001087	44	6200846	19	6440162	29
3381522	48	6000224	11	6001115	82	6200891	37	6440164	22
3381560	25	6000224	15	6001115	83	6200891	41	6440164	23
3381560	27	6000224	17	6001146	33	6200940	19	6440164	28
3381560	49	6000224	20	6001161	81	6303119	25	6440165	28
3381560	50	6000224	21	6001167	83	6303119	27	6440165	29
3381561	25	6000233	25	6001169	20	6303278	22	6440166	28
3381561	27	6000233	27	6001169	21	6303278	23	6440167	28
3381561	49	6000255	79	6001265	15	6303278	28	6440170	28
3381561	50	6000274	15	6001265	17	6303353	76	6440170	29
3390030	15	6000274	17	6001582	75	6309067	63	6440172	22
3390173	74	6000290	33	6001679	80	6309071	69	6440172	23
3390531	77	6000290	35	6002005	48	6309185	74	6440199	23
3390562	73	6000290	39	6100015	44	6309255	18	6440200	22
3390591	48	6000308	81	6100126	33	6309255	19	6440200	28
3390592	6	6000322	12	6100138	18	6309255	35	6440200	29
3390592	73	6000376	33	6100138	19	6309255	37	6440206	28
3390605	25	6000376	35	6100235	49	6309255	39	6440213	28
3390605	27	6000376	39	6100235	50	6309255	46	6445028	50
3390636	6	6000376	84	6100235	53	6309255	61	6445090	15
3390645	6	6000397	33	6100246	33	6309255	62	6445090	17
3390645	84	6000397	35	6100246	35	6320272	6	6445090	25
3390655	6	6000397	39	6100246	39	6320639	79	6445090	27
3390656	6	6000403	46	6100280	35	6320784	6	6500008	66
3390656	84	6000462	64	6100280	37	6320785	6	6500020	66
3390666	74	6000496	73	6100280	39	6320786	6	6500034	77
3390679	74	6000571	33	6100280	41	6320787	6	6500035	77
3390684	74	6000686	87	6100284	28	6320788	6	6500038	77
3390696	6	6000690	77	6100325	44	6320789	6	6500039	25
3390706	54	6000721	87	6100337	18	6320790	6	6500039	27
3390707	54	6000792	22	6100337	19	6320791	6	6500039	77
3390709	6	6000792	23	6100376	74	6320792	6	6500041	63
3390716	15	6000792	25	6100444	20	6320793	6	6500045	67
3390716	17	6000792	27	6100444	21	6320794	6	6500048	72
3390716	25	6000792	53	6100610	33	6320795	6	6500053	72
3390716	27	6000802	45	6100610	35	6320796	6	6500064	65
3390757	77	6000854	17	6100610	39	6320797	6	6500064	66
3561030	73	6000855	17	6100653	48	6320798	6	6500064	69
3700926	77	6000872	31	6100692	44	6320799	6	6500064	70
3770373	87	6000989	79	6200044	17	6320800	6	6500064	71
3770374	87	6000989	80	6200044	85	6320801	6	6500071	70
3770376	87	6001005	12	6200059	84	6320802	6	6500105	69
3770377	87	6001005	18	6200070	85	6320802	7	6500113	66

Part No.	Page No.	Part No.	Page No.	Part No.	Page No.	Part No.	Page No.	Part No.	Page No.
6500113	69	6600299	62	6600880	22	6602020	48	6602400	50
6500133	66	6600303	49	6600880	23	6602039	69	6602402	49
6500192	69	6600303	50	6600880	27	6602052	46	6602402	62
6500333	67	6600303	62	6600903	22	6602128	61	6602404	15
6500337	63	6600304	61	6600903	23	6602134	55	6602404	17
6500342	63	6600304	62	6600903	25	6602140	55	6602456	22
6500343	63	6600305	33	6600903	27	6602151	12	6602456	25
6500346	63	6600305	62	6600906	74	6602151	13	6602575	37
6500351	63	6600305	62	6600910	25	6602152	12	6602575	41
6500357	63	6600306	11	6601135	25	6602152	13	6602575	46
6500360	67	6600306	61	6601135	27	6602170	25	6602575	61
6500366	61	6600306	62	6601177	53	6602170	27	6602575	62
6500366	65	6600306	63	6601306	49	6602214	25	6602576	84
6500366	66	6600310	84	6601306	50	6602214	27	6602586	22
6500366	69	6600324	11	6601307	49	6602230	43	6602586	25
6500366	70	6600324	33	6601307	50	6602230	44	6602624	27
6500386	63	6600324	49	6601307	53	6602232	12	6602656	54
6500387	63	6600324	50	6601368	48	6602233	12	6602657	54
6500388	63	6600324	61	6601381	54	6602234	12	6602669	33
6500397	63	6600324	62	6601452	12	6602235	31	6602669	35
6500399	63	6600324	62	6601452	50	6602237	15	6602669	39
6500400	63	6600324	63	6601456	35	6602237	17	6602670	31
6500416	50	6600335	76	6601456	61	6602237	18	6602719	18
6600015	18	6600349	77	6601456	62	6602237	19	6602719	19
6600015	19	6600392	48	6601543	18	6602241	18	6602720	48
6600043	66	6600443	84	6601543	19	6602241	19	6602754	27
6600043	70	6600465	69	6601564	22	6602241	35	6602755	27
6600043	71	6600646	22	6601564	23	6602241	39	6602801	25
6600137	62	6600646	23	6601564	25	6602241	46	6602801	27
6600152	84	6600646	25	6601564	27	6602242	11	6602818	61
6600162	49	6600646	27	6601564	53	6602242	18	6602888	18
6600162	50	6600647	22	6601565	53	6602242	19	6602888	19
6600162	53	6600647	23	6601566	22	6602242	35	6602888	46
6600162	61	6600647	25	6601566	23	6602242	37	6602895	33
6600162	62	6600647	27	6601566	25	6602242	39	6602895	35
6600168	61	6600648	22	6601566	27	6602242	41	6602895	37
6600196	65	6600648	23	6601568	22	6602242	46	6602895	39
6600196	66	6600648	25	6601568	25	6602243	35	6602895	41
6600196	69	6600648	27	6601692	70	6602243	39	6602982	61
6600196	70	6600662	25	6601692	71	6602244	35	6602992	61
6600223	25	6600662	25	6601714	61	6602244	39	6602995	39
6600223	27	6600662	27	6601714	77	6602261	23	6602996	39
6600224	25	6600662	27	6601768	35	6602261	27	6602997	39
6600224	27	6600662	53	6601768	37	6602327	17	6603023	11
6600237	25	6600662	56	6601768	39	6602339	18	6603024	61
6600237	27	6600662	58	6601768	41	6602339	35	6603024	62
6600250	84	6600662	61	6601774	44	6602339	37	6603033	58
6600265	84	6600663	25	6601794	49	6602339	39	6603043	25
6600267	84	6600663	27	6601795	12	6602339	41	6603043	27
6600277	84	6600663	53	6601812	22	6602356	56	6603149	39
6600278	84	6600663	56	6601812	23	6602357	55	6603149	41
6600278	85	6600663	58	6601812	25	6602363	55	6603157	15
6600279	84	6600663	61	6601812	27	6602390	22	6603157	17
6600280	84	6600664	25	6601820	50	6602390	23	6603157	25
6600280	85	6600664	27	6601821	50	6602390	25	6603158	58
6600281	17	6600726	53	6601828	37	6602390	27	6603173	27
6600281	84	6600731	69	6601828	41	6602391	25	6603219	15
6600281	85	6600785	66	6601926	84	6602391	27	6603219	17
6600282	84	6600785	70	6601926	85	6602399	12	6603219	27
6600296	33	6600852	15	6602011	37	6602399	50	6603240	23
6600299	61	6600852	17	6602011	41	6602400	49	6603240	27



Part No.	Page No.	Part No.	Page No.	Part No.	Page No.	Part No.	Page No.	Part No.	Page No.
6603241	23	6701076	87	6702464	84	7050313	30	7230430	37
6603241	27	6701510	61	6702496	63	7050314	30	7230430	39
6603242	22	6701510	62	6702533	35	7050315	30	7230430	41
6603242	25	6701750	64	6702533	37	7050320	61	7230431	58
6603243	22	6701774	88	6702533	39	7050364	12	7230432	58
6603243	25	6701832	76	6702533	41	7050448	23	7230433	56
6603418	39	6701868	44	6702533	43	7050482	41	7230433	58
6603430	48	6701897	7	6702560	8	7050483	41	7230434	56
6603665	44	6701897	8	6703077	7	7050484	41	7230434	58
6603836	50	6701897	9	6703077	8	7050485	41	7230435	56
6603944	25	6701897	37	6703078	9	7050490	17	7230435	58
6604037	33	6701897	41	6703151	8	7050669	18	7230436	56
6604037	35	6701907	8	6703151	35	7050670	19	7230436	58
6604037	37	6701907	9	6703151	37	7050675	39	7230437	56
6604037	39	6701975	7	6703151	39	7050676	39	7230437	58
6604037	41	6701975	8	6703151	41	7050756	31	7230438	56
6604037	61	6701975	9	6703406	61	7050760	30	7230438	58
6604037	62	6701976	33	6703407	61	7050778	12	7230439	56
6604038	33	6701980	7	6703494	7	7050801	33	7400004	84
6604038	35	6701980	8	6703494	8	7050801	35	7400004	84
6604038	37	6702014	64	6704175	63	7050801	39	7420042	25
6604038	39	6702033	8	7010092	23	7050807	31	7420042	27
6604038	41	6702033	9	7010092	27	7051172	27	7420220	33
6604038	61	6702038	8	7010096	23	7215139	79	7420225	62
6604038	62	6702072	7	7010097	23	7215209	15	7420230	43
6604247	50	6702072	8	7010097	27	7215209	17	7420230	44
6609255	11	6702075	7	7050058	61	7215209	25	7420230	44
6609255	41	6702075	8	7050059	61	7215209	27	7420231	33
6700015	7	6702076	7	7050060	61	7215275	44	7420231	35
6700015	44	6702076	8	7050061	61	7220028	84	7420231	37
6700037	87	6702077	7	7050064	61	7220056	84	7420231	39
6700038	88	6702077	8	7050065	61	7230219	33	7420231	41
6700039	87	6702094	7	7050066	61	7230219	35	7420231	61
6700080	87	6702094	8	7050066	61	7230219	37	7420231	62
6700081	87	6702107	87	7050067	61	7230219	39	7420232	37
6700082	88	6702108	87	7050144	61	7230219	41	7420232	41
6700083	87	6702116	87	7050280	30	7230224	33	7420244	25
6700084	88	6702119	87	7050281	30	7230225	33	7420244	25
6700118	64	6702179	87	7050282	30	7230230	35	7420244	27
6700119	64	6702180	87	7050283	30	7230231	35	7420244	27
6700161	7	6702181	87	7050284	30	7230257	74	7420250	15
6700161	8	6702188	8	7050285	30	7230287	64	7420250	17
6700224	64	6702192	7	7050286	30	7230303	76	7420251	15
6700229	87	6702192	8	7050287	30	7230304	76	7420251	17
6700229	88	6702194	7	7050288	30	7230320	45	7420252	15
6700230	87	6702194	8	7050289	30	7230320	46	7420252	17
6700238	64	6702195	7	7050290	30	7230331	43	7420255	22
6700255	7	6702195	8	7050291	30	7230331	44	7420255	23
6700255	8	6702196	7	7050292	30	7230331	44	7420255	25
6700255	9	6702196	8	7050293	30	7230359	15	7420255	27
6700284	88	6702197	7	7050295	30	7230359	17	7420276	37
6700306	9	6702197	8	7050299	30	7230372	8	7420276	41
6700318	69	6702198	7	7050301	30	7230372	84	7420278	37
6700455	88	6702198	8	7050305	30	7230378	35	7420278	41
6700723	61	6702199	7	7050306	30	7230379	35	7420279	37
6700854	87	6702199	8	7050307	30	7230389	37	7420279	41
6700855	88	6702199	9	7050308	30	7230390	37	7520017	7
6700875	9	6702225	88	7050309	30	7230397	37	7520019	8
6700878	9	6702455	87	7050310	30	7230398	37	7520020	9
6701073	87	6702460	64	7050311	30	7230430	33	7530034	61
6701074	87	6702461	64	7050312	30	7230430	35	7530034	62

Part No.	Page No.	Part No.	Page No.	Part No.	Page No.	Part No.	Page No.	Part No.	Page No.
7530050	10	9301336	74	9411727	74	PD11584	27		
7700024	72	9302346	96	9411727	75	Q478480	87		
7700025	70	9302347	94	9411727	82	Q478488	87		
7700046	72	9302884	98	9413946	8	S1283AD	15		
7700047	72	9302885	102	9413946	10	S1283AD	17		
7700048	72	9302891	104	9413946	15	S1391AC	53		
7700050	72	9302892	100	9413946	35	S1495AD	53		
7700056	72	9402711	18	9413946	37	S1616AB	76		
7700057	72	9402711	19	9413946	39	S1761AK	15		
7700058	72	9402828	25	9413946	41	S1793AC	76		
7700060	72	9402828	27	9413946	45	S3119AB	62		
7700062	72	9409286	37	9413946	46	S3119AD	62		
7700065	72	9409286	41	9413946	53	S3119AE	62		
7700086	72	9410200	54	9413946	61	S3349AJ	87		
7700089	72	9410200	56	9413946	62	S3349AK	87		
7700090	72	9410200	58	9413946	64	S3501AM	47		
7700091	72	9410203	25	9413946	72	S3501AN	47		
7700092	72	9410203	27	9413947	33	S3501AR	47		
7720001	65	9410203	56	9413947	33	S352702	25		
7720001	66	9410203	58	9413948	12	S3772AP	47		
7720008	69	9410233	23	9413948	13	S3772AQ	47		
7720011	66	9410233	27	9413948	44	S389301	71		
7720011	69	9410278	54	9413948	53	S4591AB	17		
7720014	65	9410278	55	9413948	67	T150804	17		
7720014	66	9410278	56	9414000	82				
7720014	67	9410278	58	9414000	83				
7720014	69	9410281	22	9416331	37				
7720017	69	9410281	23	9416894	12				
7720018	65	9410281	25	9422787	19				
7720018	66	9410281	25	9422850	53				
7720018	69	9410281	27	9422850	67				
7720018	70	9410281	27	9426128	77				
7720020	69	9410283	25	C1078AC	85				
7720021	69	9410285	23	C1078AE	85				
7720022	69	9410285	27	C1257AC	53				
7720023	69	9410304	54	C1257AG	53				
7720043	69	9410304	58	C1257AH	53				
7720045	66	9410346	33	C1257AJ	53				
7720046	71	9410359	56	J965602	85				
7720055	69	9410359	58	M395803	71				
7720059	69	9410979	22	PAR1631	67				
7720061	69	9410979	23	PD10253	10				
7720062	67	9410979	25	PD10680	33				
7720064	67	9410979	27	PD10680	35				
7720065	67	9411027	33	PD10680	37				
7720066	67	9411027	35	PD10680	39				
7730001	63	9411027	39	PD10680	41				
9250610	22	9411417	45	PD10680	61				
9250610	23	9411638	35	PD10680	62				
9250610	25	9411638	37	PD10738	67				
9250610	27	9411638	39	PD10743	67				
9250611	22	9411638	41	PD10770	22				
9250611	23	9411638	47	PD10770	25				
9250611	25	9411727	15	PD10911	22				
9250611	27	9411727	17	PD10911	25				
9250612	22	9411727	33	PD11034	11				
9250612	23	9411727	35	PD11053	25				
9250612	25	9411727	39	PD11077	22				
9250612	27	9411727	45	PD11077	25				
9301215	23	9411727	53	PD11195	61				
9301275	22	9411727	67						